
Mission Training Plan
for the
GENERAL SUPPORT
MILITARY INTELLIGENCE COMPANY

SEPTEMBER 2004

DISTRIBUTION RESTRICTION: Approved for public release; distribution is unlimited.

HEADQUARTERS
DEPARTMENT OF THE ARMY

**This publication is available at
Army Knowledge Online
www.us.army.mil**

MISSION TRAINING PLAN FOR THE GENERAL SUPPORT MILITARY INTELLIGENCE COMPANY (DIGITIZED)

Contents

	PAGE
PREFACE	iii
CHAPTER 1. UNIT TRAINING	1-1
1-1. General	1-1
1-2. Supporting Material	1-1
1-3. Contents.....	1-1
1-4. Mission and Tasks	1-2
1-5. Principles of Training.....	1-2
1-6. Training Strategy.....	1-2
1-7. Conducting Training	1-3
1-8. Force Protection (Safety).....	1-4
1-9. Environmental Protection.....	1-6
1-10. Evaluation.....	1-8
1-11. Feedback	1-8
CHAPTER 2. TRAINING MATRIXES	2-1
2-1. General	2-1
2-2. Collective Task to Missions Listing	2-1
2-3. Supporting References to Collective Tasks Listing	2-7
2-4. Individual Task to Collective Task Listing	2-19
CHAPTER 3. MISSION OUTLINES / TRAINING PLANS	3-1
3-1. General	3-1
3-2. Long-Range Planning	3-1
3-3. Short-Range Planning	3-4
3-4. Near-Term Planning.....	3-5
3-5. Developing Training Exercises	3-5
3-6. Mission Outline	3-6

DISTRIBUTION RESTRICTION: Approved for public release; distribution is unlimited.

*This publication supersedes ARTEP 34-388-30-MTP, 23 December 2002.

4-1. General.....	4-1
4-2. Situational Training Exercise	4-1
CHAPTER 5. TRAINING AND EVALUATION OUTLINES	5-1
5-1. Introduction	5-1
5-2. Structure.....	5-1
5-3. Format.....	5-1
5-4. Use.....	5-2
CHAPTER 6. EXTERNAL EVALUATION	6-1
6-1. General.....	6-1
6-2. Preparing the Evaluation.....	6-1
6-3. Selecting and Training the OCs.....	6-4
6-4. Selecting and Training the OPFOR	6-4
6-5. Conducting the Evaluation	6-5
6-6. Recording External Evaluation Information	6-6
6-7. After-Action Reviews.....	6-11
APPENDIX A - COMBINED ARMS TRAINING STRATEGIES.....	A-1
A-1. Unit Training Strategies	A-1
A-2. Accessing the CATS Matrixes	A-1
A-3. Using the CATS Matrixes	A-1
APPENDIX B - BATTLEFIELD OPERATING SYSTEMS	B-1
B-1. General	B-1
B-2. Intelligence.....	B-1
B-3. Maneuver	B-1
B-4. Fire Support.....	B-1
B-5. Mobility, Countermobility, and Survivability	B-2
B-6. Air Defense	B-2
B-7. Combat Service Support.....	B-2
B-8. Command and Control.....	B-2
APPENDIX C - CONTEMPORARY OPERATIONAL ENVIRONMENT.....	C-1
C-1. Introduction.....	C-1
C-2. Critical Variables.....	C-1
C-3. Asymmetric, Adaptive Approaches	C-2
C-4. Threats and Other Influences.....	C-2
C-5. Warfighting in the COE.....	C-3
C-6. COE in the Training Environment.....	C-4
GLOSSARY	Glossary-1
REFERENCES.....	References-1

Preface

This Army Training and Evaluation Program (ARTEP) mission training plan (MTP) provides the Active Army and Reserve Component training manager with a descriptive, performance-oriented training program to assist leaders in training their units. Written in accordance with United States Army training and tactical doctrine, the MTP contains tasks that support the military intelligence (MI) unit missions outlined in emerging doctrinal manuals. Unit leaders must use their higher headquarters mission essential task list (METL) and training guidance to identify which tasks in the MTP to emphasize. The task standards given are the Army's standards for executing those tasks. Standards for training may be made more difficult but may not be lowered.

FM 3-0 is the keystone of the Army's fighting doctrine. Army operations doctrine builds on the collective knowledge and wisdom gained through recent combat operations, stability operations, support operations, numerous exercises, and the deliberate process of informed reasoning throughout the Army. While it is rooted in time-tested principles and fundamentals, this doctrine accommodates both new technologies and evolving responses to the myriad threats to national security.

FM 2-0 is the Army's capstone manual for MI doctrine. As the Army moved to incorporate new technologies in response to diverse threats, the MI branch conducted a detailed assessment that resulted in an approved MI force design update. This update resulted in major changes in MI that are addressed in FM 2-0 and incorporated into this MTP.

This MTP is designed specifically for the general support MI company (digitized) that is equipped with emerging digitized technology and systems. This publication supersedes ARTEP 34-388-30-MTP, dated 23 December 2002.

Although the collective tasks contained in this manual are generic in nature, the MI branch concept and all new emerging systems and organizations are reflected in the appropriate places. As tactics, techniques, and procedures are developed for emerging systems, they will be included into future editions of this document and other MTPs.

MI commanders are encouraged to use this MTP as a guide to develop their training programs. Units affected by this document may not be exactly alike in composition or in the way they carry out their missions. The commander must modify the training and evaluation outlines (T&EOs) to fit the training requirements of the unit.

Unless this publication states otherwise, masculine nouns and pronouns do not refer exclusively to men.

This publication applies to the Active Army, the Army National Guard (ARNG), and the U.S. Army Reserve (USAR). The proponent for this publication is the United States Army Training and Doctrine Command (TRADOC). Send comments and recommendations on [DA Form 2028](#) (*Recommended Changes to Publications and Blank Forms*) and user feedback on [DA Form 7507](#) (*ARTEP Mission Training Plan User Feedback*) directly to Commander, USAIC&FH, ATTN: ATZS-FDT-IU, 550 Cibique Street, Room 111, Fort Huachuca, AZ 85613-7017.

Chapter 1

Unit Training

1-1. General. This mission training plan (MTP) provides the commander and leaders with guidance on how to train the key missions of the unit. The specific details of the unit's training program depend on the following factors:

- a. The unit's mission essential task list (METL).
- b. Chain of command training directives and guidance.
- c. Training priorities of the unit.
- d. Availability of training resources and areas.

1-2. Supporting Material. This MTP describes a critical mission-oriented training program that is part of the next higher echelon's training program. This relationship is illustrated in figure 1-1. The unit's training program consists of the following:

- a. ARTEP 34-388-30-MTP, which describes the relationship of the company's training program to the battalion training program.
- b. Soldier training publications (STPs) for the appropriate military occupational specialty (MOS) and skill levels (SLs).
- c. Officer foundation standards (OFS) manual for platoon leaders.

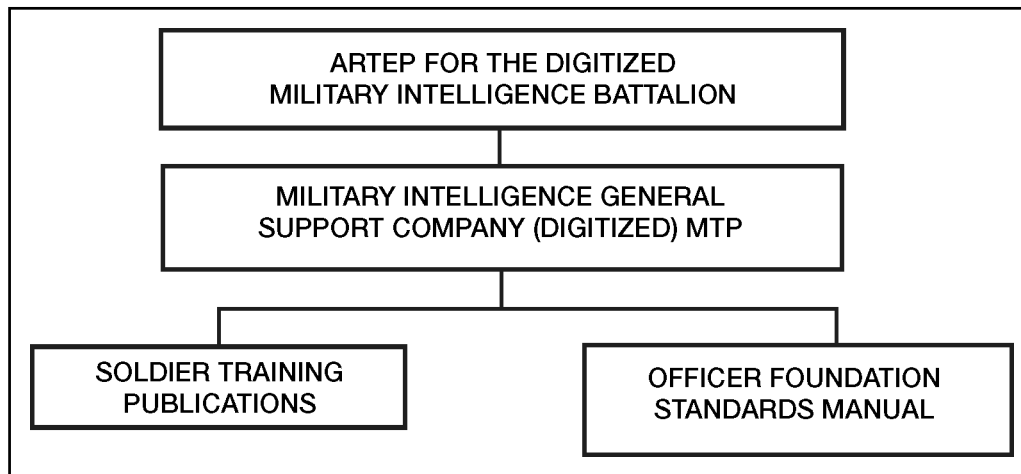


Figure 1-1. MTP Echelon Relationship

1-3. Contents. This MTP is organized into six chapters and three appendixes:

- a. Chapter 1, Unit Training, describes the organization of this MTP. It also explains how to use this MTP in establishing an effective training program.
- b. Chapter 2, Training Matrixes, shows the relationship between missions and collective tasks.
- c. Chapter 3, Mission Outlines/Training Plans, presents a graphic portrayal of the relationship between missions and their subordinate tasks.
- d. Chapter 4, Training Exercise, consists of a situational training exercise (STX). It provides training information and a preconstructed scenario. It can serve as a part of an internal or external evaluation. This exercise may be modified to suit the training needs of the unit.

e. Chapter 5, Training and Evaluation Outlines (T&EOs), provides the training and evaluation criteria for all the tasks the unit must master to perform its mission effectively. Each task is outlined in a TE&O that identifies task steps, performance measures, and individual and leader tasks. Each task is part of a mission. The tasks are used in various combinations to compose training exercises for missions as illustrated in chapter 4.

f. Chapter 6, External Evaluation, provides instructions for planning, preparing, and executing an external evaluation.

g. Appendix A, Combined Arms Training Strategies, provides a description of the training strategy, a sample combined arms training strategy (CATS) task matrix, and instructions on how to access the CATS.

h. Appendix B, Battlefield Operating Systems, provides a description of each of the Army's battlefield operating systems (BOS).

i. Appendix C, Contemporary Operational Environment, provides a description of the current and future operational environments and threats.

1-4. Mission and Tasks.

a. This MTP addresses specific missions found in the table of organization and equipment (TOE) and implied missions the unit must perform in order to accomplish the specified missions. The critical missions are the focus for this unit. The commander may supplement these missions. The following is a listing of the missions for the unit:

- (1) Deploy and redeploy.
- (2) Protect the force.
- (3) Communicate.
- (4) Move.
- (5) Maintain, sustain, and resupply.
- (6) Survive.
- (7) Provide intelligence support.

b. Each of these missions may be trained individually or jointly with other missions. Training is based on the criteria described in the T&EOs. Several T&EOs can be trained as an STX. Various combinations of STXs can be used to develop a field training exercise (FTX) for the unit to practice its entire mission responsibility. Several STXs can be developed into an external evaluation designed by the next higher echelon to evaluate the unit's ability to perform multiple missions under stress in a realistic environment.

c. Section tasks are trained in much the same way as described above. Leader tasks that support the unit's missions are trained through STP and OFS training, battle simulations, and execution of the unit's missions.

d. Individual tasks that support unit tasks are mastered by training to standards in the appropriate STP.

1-5. Principles of Training. This MTP is based on the training principles found in FM 7-0. For additional information, see paragraph 1-7.

1-6. Training Strategy. The training program developed and executed by a unit to train to standard in its critical missions is a component of the Army's CATS. The purpose of the CATS is to provide direction and guidance on how the Army trains and to identify the resources required to support that training. CATS provides the tools that enable the Army to focus and manage training in an integrated manner. Central to the CATS is a series of proponent-generated unit and institutional strategies that describe the training and training resources that are required to train to standard.

a. The unit training strategies central to CATS provide the commander with a descriptive "menu" for training, reflecting that while there is an optimal way to train to standard, it is unlikely that all units in the Army have the exact mix of resources required to execute an optimal training strategy.

b. This unit's training strategy is composed of two separate training strategies. When integrated with the training tasks found in the MTP, they form a comprehensive and focused training plan that allows the unit to train to standard. The elements of this unit's training strategy are—

(1) Combined Arms Training Strategy. CATS provides a set of recommended training frequencies for key training events in a unit and depicts the resources required to support the training events.

(2) Soldier strategy. The soldier strategy provides an annual plan for training and maintaining skills at the individual level and lists the resources required to train a soldier.

c. A critical element in the unit training strategy is identifying critical training gates. Critical training gates are training events that must be conducted to standard before moving on to a more difficult or resource-intensive training event or task. Training gates follow the "crawl, walk, run" training methodology. For example, if the unit training strategy calls for conducting an STX as a critical training gate for the FTX, the soldiers must train the training tasks contained in the STX to standard before conducting the FTX. Standards for all tasks must be clearly defined so the trainer can assess the preparedness of his soldiers or unit(s) to move on to more complex training events. The provision for critical training gates recognizes that the unit's METL and the commander's assessment of his unit's training status determine the selection and timing of the collective training exercises in a specific unit's training strategy.

d. When developing the unit's training plan, the commander identifies the training tasks from the MTP that are required to train his or her METL.

1-7. Conducting Training. This MTP facilitates the planning, preparation, and conduct of unit training as explained in FM 7-0 and FM 7-1.

a. The commander assigns the missions and tasks for training based on his or her METL and the training guidance from the next higher headquarters. Trainers must plan and execute training in support of this guidance.

b. The commander reviews the mission outline in chapter 3 to determine whether the FTX and STXs provided will support, or can be modified to support, the senior commander's guidance. If they do not support the guidance or need to be modified, refer to the matrix in chapter 2. The matrix provides a listing of collective tasks that must be mastered to perform the mission.

c. The commander prioritizes the tasks that need training. Because training time is at a premium, the commander must orient training on the greatest challenges and most difficult sustainment skills.

d. The commander integrates training tasks into the training schedule by—

(1) Listing the tasks in the priority and frequency they need to be trained.

(2) Determining the amount of time required and how multi-echelon training can be used for the best results.

(3) Determining where the training can take place.

(4) Determining who is responsible for what. The leader of the element being trained must always be involved.

(5) Organizing requirements into blocks of time and training vehicles.

e. The commander must approve the list of tasks to be trained and schedule them on the unit training schedule.

f. The commander must determine the equipment and supplies needed to conduct the training.

g. The commander must keep subordinate leaders informed and oversee their training. Standards must be rigidly enforced.

1-8. Force Protection (Safety).

a. Safety is a component of force protection. Commanders, leaders, and soldiers use risk assessment and management to tie force protection to the mission. Risk management assigns responsibility, institutionalizes the commander's review of operational safety, and leads to decisionmaking at a level of command appropriate to the risk. The objective of safety is to help units protect combat power through accident prevention, which enables units to win fast and decisively with minimal losses. Safety is an integral part of all combat operations and begins with readiness. Readiness determines a unit's ability to perform its METL to standard. The following readiness standards are addressed during METL assessment:

- (1) Soldiers with the self-discipline to perform tasks to standard consistently.
- (2) Leaders who are ready, willing, and able to enforce standards.
- (3) Training that provides skills needed for performance to standard.
- (4) Standards and procedures for task preference that are clear and practical.
- (5) Support for task preference, including equipment, personnel, maintenance, facilities, and service.

b. Risk management is a tool that addresses the root causes (readiness shortcomings) of accidents. It assists commanders and leaders in identifying not only what the next accident might be, but also who is at risk of having the next accident. Risk management is a way to put more realism into training without paying the price in deaths, injuries, or damaged equipment.

c. Safety demands total chain of command involvement in planning, preparing, executing, and evaluating training. The chain of command responsibilities include—

- (1) Commanders, who must—
 - (a) Seek optimum, not adequate, performance.
 - (b) Specify the risk acceptable to accomplish the mission.
 - (c) Select risk reductions provided by staff.
 - (d) Accept or reject residual risk, based on the benefit to be derived.
 - (e) Train and motivate leaders at all levels to use risk management concepts effectively.

(2) Staff, who must—

- (a) Assist the commander in assessing risks and developing risk-reduction options for training.
- (b) Integrate risk controls in plans, orders, METL standards, and performance measures.
- (c) Eliminate unnecessary safety restrictions that diminish training effectiveness.
- (d) Assess safety performance during training; evaluate safety performance during after-action reviews (AARs).

(3) Subordinate leaders, who must—

- (a) Apply consistently effective risk-management concepts and methods to operations they lead.

- (b) Report risk issues beyond their control or authority to their superiors.
- (4) Individual soldiers, who must—
- (a) Report unsafe conditions and act to correct the situation when possible.
 - (b) Establish a buddy system to keep a safety watch on one another.
 - (c) Take responsibility for personal safety.
 - (d) Work as team members.
 - (e) Modify their risk behavior.

d. Risk management is a five-step, cyclic process that is easily integrated into the decisionmaking process outlined in FM 101-5. The five steps are—

(1) Identify hazards. Identify the most probable hazards for the mission.

(2) Assess hazards. Analyze each hazard to determine the probability of its causing an accident and the probable effect of the accident. Identify control options to eliminate or reduce the hazard. The Army standard risk assessment matrix (figure 1-2) is a tool for assessing hazards.

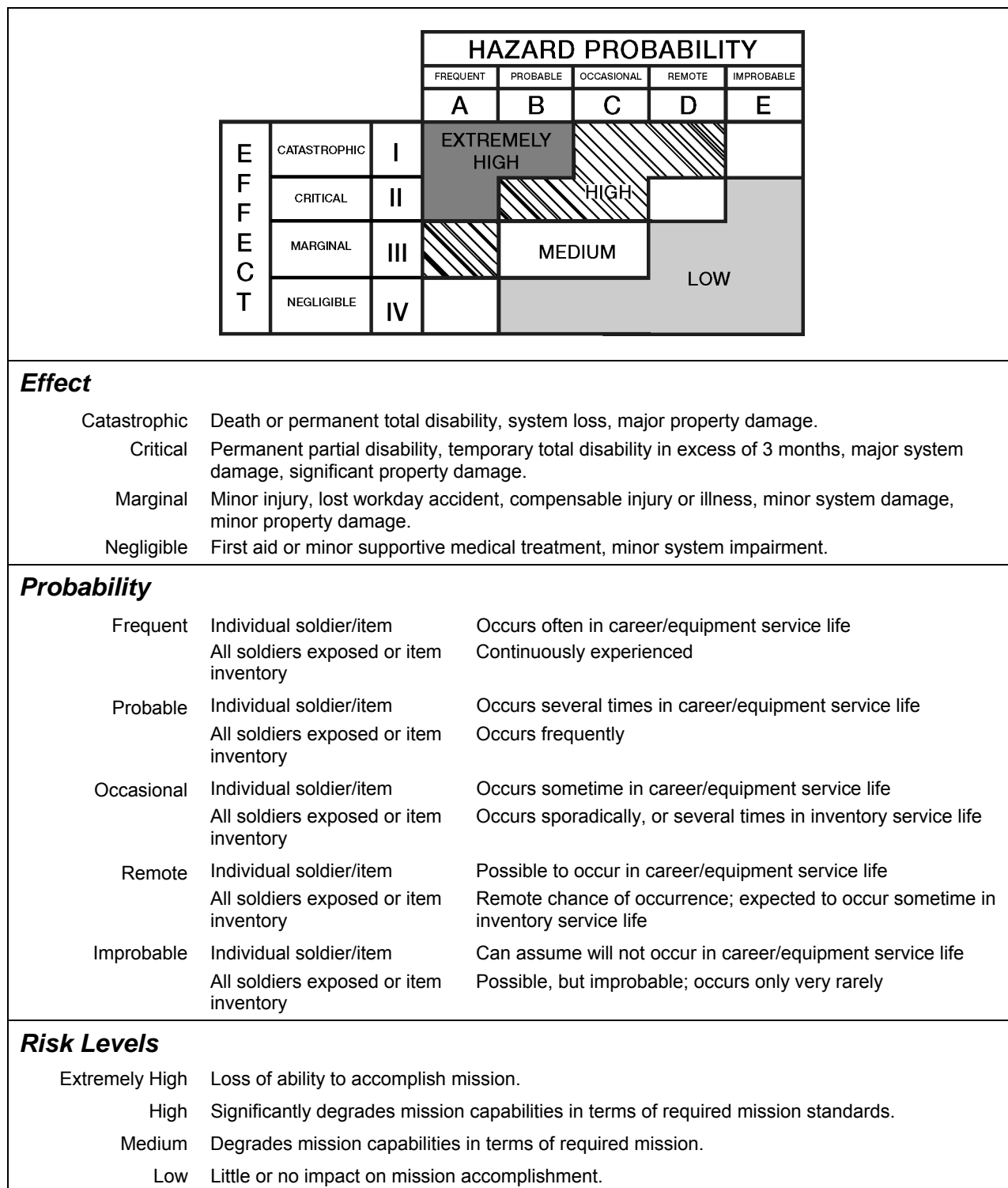


Figure 1-2. Risk Assessment Matrix

(3) Make risk decisions. Weigh the risk against the benefits of performing the operation. Accept no unnecessary risks and make any residual decisions at the proper level of command.

(4) Implement controls. Integrate specific controls into operation plans (OPLANS), operation orders (OPORDs), standing operating procedures (SOP), and rehearsals. Communicate controls to the individual soldier.

(5) Supervise. Determine the effectiveness of controls in reducing the probability and effect of identified hazards to include followup and AAR. Develop the lessons learned.

e. Fratricide prevention is a component of force protection and is closely related to safety. Fratricide is the employment of weapons, with the intent to kill the enemy or destroy his equipment, that results in unforeseen and unintentional death, injury, or damage to friendly personnel or equipment. Fratricide is, by definition, an accident. Risk assessment and management is the mechanism with which incidence of fratricide can be controlled.

f. The primary causes of fratricide are—

(1) Direct fire control plan failures. These occur when units fail to develop defensive and, particularly, offensive fire control plans.

(2) Land navigation failures. These result when units stray out of sector, report wrong locations, and become disoriented.

(3) Combat identification failures. These failures include gunners or pilots being unable to distinguish thermal and optical signatures near the maximum range of their sighting systems, and units in proximity mistaking each other for the enemy under limited visibility conditions.

(4) Inadequate control measures. Units fail to disseminate the minimum maneuver and fire support control measures necessary to tie control measures to recognizable terrain or events.

(5) Reporting communication failures. Units at all levels face problems in generating timely, accurate, and complete reports as locations and tactical situations change.

(6) Weapons errors. Lapses in individual discipline lead to gunnery errors, accidental discharges, mistakes with explosives and hand grenades, and similar incidents.

(7) Battlefield hazards. Unexploded ordnance, unmarked or unrecorded minefields, family of scatterable mines (FASCAM), and booby traps litter the battlefield. Failure to mark, remove, record, or anticipate these hazards increases the risk of friendly casualties.

g. Fratricide results in unacceptable losses and increases the risk of mission failure. Fratricide undermines the unit's ability to survive and function. Units experiencing fratricide observe the following consequences:

(1) Loss of confidence in the unit leadership.

(2) Increase in self-doubt among leaders.

(3) Hesitation to use supporting combat systems.

(4) Oversupervision of units.

(5) Hesitation to conduct night operations.

(6) Loss of aggressiveness during fire and maneuver.

(7) Loss of initiative.

(8) Disrupted operations.

(9) General degradation of cohesiveness, morale, and combat power.

1-9. Environmental Protection. Protection of natural resources is an ever-increasing concern to the Army. It is the responsibility of all unit leaders to decrease and, if possible, eliminate damage to the environment when conducting training. Environmental risk management parallels safety risk management and is based on the same philosophy. Environmental risk management consists of the following steps:

a. Identify hazards. Identify potential sources for environmental degradation during analysis of mission, enemy, terrain, troops, time available, and civilian considerations (METT-TC) factors. This requires identifying environmental hazards. An environmental hazard is a condition with the potential for polluting air, soil, or water and/or destroying cultural and historical artifacts.

b. Assess the hazard. Analyze the potential severity of environmental degradation using environmental risk assessment matrixes (figure 1-3). Consider the severity of environmental degradation when

determining the potential effect an operation will have on the environment. The risk impact value is an indicator of the severity of environmental degradation. Quantify the risk to the environment resulting from the operation as extremely high, high, medium, or low, using the environmental risk assessment matrixes.

Environmental area						Rating:
Unit Operations	Risk Impact					
Movement of heavy vehicles or systems	5	4	3	2	1	0
Movement of personnel and light vehicles or systems	5	4	3	2	1	0
Assembly area activities	5	4	3	2	1	0
Field maintenance of equipment	5	4	3	2	1	0
Garrison maintenance of equipment	5	4	3	2	1	0

Environmental Risk Assessment Worksheet

	<i>Movement of heavy Vehicles/systems</i>	<i>Movement of personnel and light systems</i>	<i>Assembly area activities</i>	<i>Field maintenance of equipment</i>	<i>Garrison maintenance of equipment</i>	<i>Risk rating</i>
Air pollution						
Archeological and historical sites						
Hazardous material and waste						
Noise pollution						
Threatened or endangered species						
Water pollution						
Wetland protection						
Overall rating						

Overall Environmental Risk Assessment Form

Category	Range	Environmental Damage	Decisionmaker
Low	0-58	Little or none	Appropriate level
Medium	59-117	Minor	Appropriate level
High	118-149	Significant	Division Commander
Extremely High	150-175	Severe	MACOM Commander

Risk Categories

Figure 1-3. Environmental Risk Assessment Matrix

- c. Make environmental risk decisions. Make decisions and develop measures to reduce high environmental risks.
- d. Brief the chain of command. Brief chain of command (to include the installation environmental office, if applicable) on proposed plans and pertinent high-risk environmental matrixes. Risk decisions are made at a level of command that corresponds to the degree of risk.
- e. Implement controls. Implement environmental protection measures by integrating them into plans, orders, SOP, training performance standards, and rehearsals.
- f. Supervise. Supervise and enforce environmental protection standards.

1-10. Evaluation. The T&EOs in chapter 5 describe standards that must be met for each task.

a. Evaluations can be internal or external. Internal evaluations are conducted at all levels, and must be inherent in all training. External evaluations are usually more formal and are normally conducted by a headquarters two levels above the unit being evaluated (see chapter 6).

b. A critical weakness in training is the failure to evaluate each task every time it is executed. The ARTEP concept is based on simultaneous training and evaluation. Too often, leaders do not practice continuous evaluation. Often, soldiers or small units are trained to perform a task to standard; then, later, when they execute the task as part of a training exercise, they execute it poorly or incorrectly and are not corrected. For this program to work, trainers and leaders must continually evaluate training as it is being executed.

c. Leaders should emphasize direct, on-the-spot evaluations. Correcting poor performance during individual or small group training is easy to do. In higher-level exercises, it is usually not feasible to do this with outside evaluators, but the opportunity for correction should not be overlooked. Plan AARs at frequent, logical intervals during the exercise(s) (usually after the completion of a major subordinate task). This is a proven technique that allows soldiers to correct performance shortcomings while the training is still fresh in their minds and prevents reinforcement of bad habits.

d. FM 7-1 provides detailed instructions for conducting an after-action review and detailed guidance on coaching and critiquing during training.

1-11. Feedback. Recommendations for improving this MTP are requested. Feedback will help to ensure this MTP answers the training needs of units in the field. Use [DA Form 7507](#) (*ARTEP Mission Training Plan User Feedback*) to send recommendations and comments.

Chapter 2 Training Matrixes

2-1. General. The training matrixes help the commander plan the training of unit personnel. Based on the proficiency of the unit, training is focused on operational weaknesses. The mission identification list (figure 2-1) identifies the missions for the unit.

Mission Title
<ul style="list-style-type: none"> • Command and Control • Communicate • Deploy and Redeploy • Generic Mission • Conduct Movement • Protect the Force • Provide Intelligence Support • Provide Security • Sustain, Maintain, and Resupply

Figure 2-1. Mission Identification List

2-2. Collective Task to Missions Listing. This listing (table 2-1) identifies the missions and their supporting collective tasks. The tasks are listed under the appropriate battlefield operating system (BOS) in paragraph 2-3.

Table 2-1. Collective Task to Missions	
<i>Task Number</i>	<i>Task Title</i>
MISSION: Command and Control	
(11-2-C302.34-0001)	Establish and Operate a Single-Channel Voice Radio Network with Single Channel Ground and Airborne Radio System (SINCGARS) System Improvement Program (SIP)
(17-2-3808.34-0002)	Operate the Company Command Post
(17-3-0065.34-0001)	Conduct Troop-Leading Procedures
(34-2-9024)	Execute General Support Military Intelligence Operations (HVY) (Digitized)
(34-3-0001)	Monitor Platoon Operational Status
(34-3-9022)	Execute Collection Platoon Operations
MISSION: Communicate	
(11-2-C302.34-0001)	Establish and Operate a Single Channel Voice Radio Network with Single Channel Ground and Airborne Radio System (SINCGARS) System Improvement Program (SIP)
(11-3-1102.34-0001)	Install/Operate/Maintain a Single Channel Ground and Airborne Radio System (SINCGARS) Frequency Hopping (FH) Network
(11-3-C302.34-0001)	Establish and Operate a Single Channel Voice Radio Network

Table 2-1. Collective Task to Missions	
Task Number	Task Title
(11-5-0102.34-0001)	Install/Operate/Maintain a Single Channel Voice Radio Station (FM)
(11-5-0104.34-0001)	Install/Operate/Maintain Frequency Modulated Radio Retransmission Station
(11-5-0201.34-0001)	Operate/Maintain/Troubleshoot Platform with Applique, Precision Lightweight GPS Receiver (PLGR) and SINCGARS System Improvement Program (SIP)
(11-5-0202.34-0001)	Operate/Maintain/Troubleshoot Platform with Applique, EPLRS, Precision Lightweight (GPS) Receiver (PLGR), and SINCGARS System Improvement Program (SIP)
(63-2-8018.34-0001)	Prepare Vehicles and Equipment for Redeployment
MISSION: Deploy and Redeploy	
(34-5-0914)	Deploy Counterintelligence Team
(34-5-0916)	Redeploy Counterintelligence Team
(63-2-8001.34-0001)	Perform Deployment Alert Activities
(63-2-8002.34-0001)	Perform Personnel and Administrative Predeployment Activities
(63-2-8003.34-0001)	Perform Predeployment Training Activities
(63-2-8004.34-0001)	Perform Predeployment Supply Activities
(63-2-8005.34-0001)	Perform Predeployment Maintenance Activities
(63-2-8006.34-0001)	Prepare Vehicles and Equipment for Deployment
(63-2-8007.34-0001)	Prepare Unit for Nontactical Move
(63-2-8008.34-0001)	Conduct Nontactical Road March
(63-2-8009.34-0001)	Perform Seaport of Embarkation Activities for Deployment
(63-2-8010.34-0001)	Perform Aerial Port of Embarkation Activities for Deployment
(63-2-8011.34-0001)	Perform Aerial Port of Debarkation Activities for Deployment
(63-2-8012.34-0001)	Perform Seaport of Debarkation Activities for Deployment
(63-2-8013.34-0001)	Prepare Equipment Reception Team for Tactical Road March
(63-2-8014.34-0001)	Perform Redeployment Personnel and Administrative Actions
(63-2-8015.34-0001)	Perform Redeployment Training Activities
(63-2-8016.34-0001)	Perform Redeployment Supply Activities
(63-2-8017.34-0001)	Perform Redeployment Maintenance Activities
(63-2-8018.34-0001)	Prepare Vehicles and Equipment for Redeployment
(63-2-8019.34-0001)	Perform Seaport of Embarkation Activities for Redeployment
(63-2-8020.34-0001)	Perform Aerial Port of Embarkation Activities for Redeployment
(63-2-8021.34-0001)	Perform Aerial Port of Debarkation Activities for Redeployment
(63-2-8022.34-0001)	Perform Home Station Activities
(63-2-8023.34-0001)	Perform Seaport of Debarkation Activities for Redeployment
(63-2-8024.34-0001)	Perform Demobilization Station Activities
(63-2-8025.34-0001)	Conduct Integration Activities
(63-2-8026.34-0001)	Conduct Staging Activities
(63-2-8027.34-0001)	Plan Unit Mobilization in a Peacetime Environment
(63-2-8028.34-0001)	Plan Unit Deployment Activities Upon Receipt of a Warning Order

Table 2-1. Collective Task to Missions	
Task Number	Task Title
(63-2-8029.34-0001)	Plan Unit Redeployment
(71-3-C231.34-0001)	Perform Risk Management Procedures
MISSION: Generic	
(03-2-C310.34-0001)	Conduct a Chemical Survey
(03-2-C312.34-0001)	Conduct Thorough Decontamination Operations
(05-3-0301.34-0001)	Construct Wire Entanglements
(05-3-C230.34-0001)	Construct a Protective Obstacle
(05-5-0302.34-0001)	Prepare Crew-Served Weapons Fighting Positions
(07-2-C314.34-0001)	Establish Company Defensive Position
(07-3-C212.34-0001)	Defend Unit Position
(07-3-C227.34-0001)	Perform a Tactical Road March
(07-3-C228.34-0001)	Occupy Assembly Area
(07-3-C229.34-0001)	Perform Passage of Lines
(08-2-0003.34-0001)	Treat Casualties
(08-2-C316.34-0001)	Transport Casualties
(08-2-R303.34-0001)	Conduct Battlefield Stress Reduction and Prevention Procedures
(08-2-R315.34-0001)	Perform Field Sanitation Functions
(11-3-1102.34-0001)	Install/Operate/Maintain a Single Channel Ground and Airborne Radio System (SINCGARS) Frequency Hopping (FH) Network
(11-3-C302.34-0001)	Establish and Operate a Single Channel Voice Radio Network
(11-5-0102.34-0001)	Install/Operate/Maintain a Single Channel Voice Radio Station (FM)
(11-5-0104.34-0001)	Install/Operate/Maintain Frequency Modulated Radio Retransmission Station
(12-3-C216.34-0001)	Maintain Platoon Strength
(19-3-3105.34-0001)	Process Captured Documents and Equipment
(34-3-0001)	Monitor Platoon Operational Status
(34-5-0800)	Establish an Electronic Support (ES) or Electronic Attack (EA) Site
(63-2-8001.34-0001)	Perform Deployment Alert Activities
(63-2-8002.34-0001)	Perform Personnel and Administrative Predeployment Activities
(63-2-8003.34-0001)	Perform Predeployment Training Activities
(63-2-8005.34-0001)	Perform Predeployment Maintenance Activities
(63-2-8006.34-0001)	Prepare Vehicles and Equipment for Deployment
(63-2-8007.34-0001)	Prepare Unit for Nontactical Move
(63-2-8008.34-0001)	Conduct Nontactical Road March
(63-2-8012.34-0001)	Perform Seaport of Debarkation Activities for Deployment
(63-2-8013.34-0001)	Prepare Equipment Reception Team for Tactical Road March
(63-2-8014.34-0001)	Perform Redeployment Personnel and Administrative Actions
(63-2-8015.34-0001)	Perform Redeployment Training Activities
(63-2-8025.34-0001)	Conduct Integration Activities
(63-2-8026.34-0001)	Conduct Staging Activities

Table 2-1. Collective Task to Missions	
Task Number	Task Title
(71-3-C231.34-0001)	Perform Risk Management Procedures
(71-3-C232.34-0001)	Maintain Operations Security
(07-3-C211.34-0001)	Move Tactically
(07-3-C219.34-0001)	Establish Unit Defense
(10-2-C320.34-0001)	Provide Company Supply Support
(11-5-0201.34-0001)	Operate/Maintain/Troubleshoot Platform with Applique, Precision Lightweight GPS Receiver (PLGR,) and SINCGARS System Improvement Program (SIP)
(11-5-0202.34-0001)	Operate/Maintain/Troubleshoot Platform with Applique, EPLRS, Precision Lightweight (GPS) Receiver (PLGR), and SINCGARS System Improvement Program (SIP)
(12-3-C215.34-0001)	Combat Battlefield Stress
(34-5-0214)	Conduct Interrogation Support Operations
MISSION: Conduct Movement	
(63-2-4006.34-0001)	Defend Convoy Elements
(07-3-C211.34-0001)	Move Tactically
(07-3-C227.34-0001)	Perform a Tactical Road March
(07-3-C228.34-0001)	Occupy Assembly Area
(07-3-C229.34-0001)	Perform Passage of Lines
(17-3-1021.34-0001)	Execute Actions on Contact
(34-5-1117)	Break Contact
(55-2-C324.34-0001)	Conduct a Convoy
(63-2-8007.34-0001)	Prepare Unit for Nontactical Move
(63-2-8008.34-0001)	Conduct Nontactical Road March
MISSION: Protect the Force	
(03-2-C310.34-0001)	Conduct a Chemical Survey
(03-2-C312.34-0001)	Conduct Thorough Decontamination Operations
(03-3-C201.34-0001)	Prepare for Operations Under Nuclear, Biological, and Chemical Conditions
(03-3-C202.34-0001)	Prepare for a Chemical Attack
(03-3-C203.34-0001)	Respond to a Chemical Attack
(03-3-C205.34-0001)	Prepare for a Friendly Nuclear Strike
(03-3-C206.34-0001)	Prepare for Nuclear Attack
(03-3-C208.34-0001)	Cross a Radiologically Contaminated Area
(03-3-C209.34-0001)	React to Smoke Operations
(03-3-C222.34-0001)	Respond to the Residual Effects of a Nuclear Attack
(03-3-C223.34-0001)	Respond to the Initial Effects of a Nuclear Attack
(03-3-C224.34-0001)	Conduct Operational Decontamination
(03-3-C225.34-0001)	Conduct Chemical Reconnaissance
(03-3-C226.34-0001)	Cross a Chemically Contaminated Area
(05-2-C301.34-0001)	Camouflage Vehicles and Equipment

Table 2-1. Collective Task to Missions	
Task Number	Task Title
(05-3-0210.34-0001)	Disable Critical Equipment/Material
(05-3-0301.34-0001)	Construct Wire Entanglements
(05-3-C230.34-0001)	Construct a Protective Obstacle
(05-5-0302.34-0001)	Prepare Crew-Served Weapons Fighting Positions
(07-2-C314.34-0001)	Establish Company Defensive Position
(07-3-C212.34-0001)	Defend Unit Position
(07-3-C219.34-0001)	Establish Unit Defense
(08-2-0003.34-0001)	Treat Casualties
(08-2-C316.34-0001)	Transport Casualties
(08-2-R303.34-0001)	Conduct Battlefield Stress Reduction and Prevention Procedures
(08-2-R315.34-0001)	Perform Field Sanitation Functions
(12-3-C215.34-0001)	Combat Battlefield Stress
(17-3-1021.34-0001)	Execute Actions on Contact
(19-3-3105.34-0001)	Process Captured Documents and Equipment
(19-3-3106.34-0001)	Handle Enemy Prisoners of War
(44-3-C220.34-0001)	Use Passive Air Defense Measures
(44-3-C221.34-0001)	Take Active Combined Arms Air Defense Measures Against Hostile Aerial Platforms
(55-2-C324.34-0001)	Conduct a Convoy
(71-3-C231.34-0001)	Perform Risk Management Procedures
(71-3-C232.34-0001)	Maintain Operations Security
MISSION: Provide Intelligence Support	
(19-3-3105.34-0001)	Process Captured Documents and Equipment
(34-2-9024)	Execute General Support Military Intelligence Operations (HVY) (Digitized)
(34-5-0205)	Establish Interrogation Site
(34-5-0214)	Conduct Interrogation Support Operations
(34-5-0800)	Establish an Electronic Support (ES) or Electronic Attack (EA) Site
(34-5-0804)	Conduct Voice Communications Intercept or Radio Direction Finding (RDF) Using the Prophet (AN/PRD-13(V)2)
(34-5-0805)	Conduct HF or VHF Electronic Attack (EA) Operations Using AN/TLQ-17A(V)3
(34-5-0806)	Perform Limited Analysis of Reported Information
(34-5-0913)	Prepare for Counterintelligence Operations
(34-5-0915)	Perform Counterintelligence Operations
MISSION: Provide Security	
(05-3-0301.34-0001)	Construct Wire Entanglements
(05-3-C230.34-0001)	Construct a Protective Obstacle
(05-5-0302.34-0001)	Prepare Crew-Served Weapons Fighting Positions
(34-5-0915)	Perform Counterintelligence Operations
(71-3-C232.34-0001)	Maintain Operations Security

Table 2-1. Collective Task to Missions	
Task Number	Task Title
MISSION: Sustain, Maintain, and Resupply	
(07-3-C212.34-0001)	Defend Unit Position
(08-2-R315.34-0001)	Perform Field Sanitation Functions
(10-2-C318.34-0001)	Perform Unit Graves Registration (GRREG) Operations
(10-2-C319.34-0001)	Receive Airdrop Resupply
(10-2-C320.34-0001)	Provide Company Supply Support
(12-2-C321.34-0001)	Maintain Company Strength
(12-2-C338.34-0001)	Maintain Troop Morale and Combat Capability
(12-3-C216.34-0001)	Maintain Platoon Strength
(17-2-2000.34-0001)	Conduct Assembly Area Activities
(17-3-1030.34-0001)	Rearm/Resupply
(34-3-0001)	Monitor Platoon Operational Status
(43-2-C336.34-0001)	Conduct Company-Level Maintenance Operations [For Unit without a Maintenance Element]
(55-2-C324.34-0001)	Conduct a Convoy
(55-2-C325.34-0001)	Receive External Sling Load Resupply
(63-2-8004.34-0001)	Perform Predeployment Supply Activities
(63-2-8005.34-0001)	Perform Predeployment Maintenance Activities
(63-2-8006.34-0001)	Prepare Vehicles and Equipment for Deployment
(63-2-8016.34-0001)	Perform Redeployment Supply Activities
(63-2-8017.34-0001)	Perform Redeployment Maintenance Activities
(63-2-8018.34-0001)	Prepare Vehicles and Equipment for Redeployment

2-3. Supporting References to Collective Tasks Listing. This listing identifies references that provide additional information on each of the collective tasks.

BOS: Develop Intelligence

<p>Collective Task: 34-2-9024</p> <p>Reference(s) FM 2-0 FM 3-0 FM 34-80</p>	<p>Execute General Support Military Intelligence Operations (HVY) (Digitized)</p> <p>Intelligence Operations Brigade and Battalion Intelligence and Electronic Warfare Operations</p>
<p>Collective Task: 34-3-0001</p> <p>Reference(s) FM 34-80</p>	<p>Monitor Platoon Operational Status</p> <p>Brigade and Battalion Intelligence and Electronic Warfare Operations</p>
<p>Collective Task: 34-3-9022</p> <p>Reference(s) FM 3-13</p>	<p>Execute Collection Platoon Operations</p> <p>Information Operations: Doctrine, Tactics, Techniques, and Procedures</p>
<p>Collective Task: 34-5-0205</p> <p>Reference(s) FM 34-52</p>	<p>Establish Interrogation Site</p> <p>Intelligence Interrogation</p>
<p>Collective Task: 34-5-0214</p> <p>Reference(s) FM 34-52</p>	<p>Conduct Interrogation Support Operations</p> <p>Intelligence Interrogation</p>
<p>Collective Task: 34-5-0800</p> <p>Reference(s) FM 34-10 FM 34-45</p>	<p>Establish an Electronic Support (ES) or Electronic Attack (EA) Site</p> <p>Division Intelligence and Electronic Warfare Operations Tactics, Techniques, and Procedures for Electronic Attack</p>
<p>Collective Task: 34-5-0804</p> <p>Reference(s) FM 34-2 FM 34-80</p>	<p>Conduct Voice Communications Intercept or Radio Direction Finding (RDF) Using the Prophet (AN/PRD-13(V)2)</p> <p>Collection Management and Synchronization Planning Brigade and Battalion Intelligence and Electronic Warfare Operations</p>
<p>Collective Task: 34-5-0805</p> <p>Reference(s) FM 34-2 FM 34-45 FM 34-80</p>	<p>Conduct HF or VHF Electronic Attack (EA) Operations Using AN/TLQ-17A(V)3</p> <p>Collection Management and Synchronization Planning Tactics, Techniques, and Procedures for Electronic Attack Brigade and Battalion Intelligence and Electronic Warfare Operations</p>
<p>Collective Task: 34-5-0806</p> <p>Reference(s) FM 34-3</p>	<p>Perform Limited Analysis of Reported Information</p> <p>Intelligence Analysis</p>
<p>Collective Task: 34-5-0915</p> <p>Reference(s) AR 25-2 AR 380-67</p>	<p>Perform Counterintelligence Operations</p> <p>Information Systems Security Personnel Security Program</p>

AR 381-10	U.S. Army Intelligence Activities
FM 3-19.30	Physical Security
FM 34-60	Counterintelligence
FM 34-7-1	Commander's Handbook for HUMINT Collection in SASO

BOS: Deploy/Conduct Maneuver

Collective Task: 63-2-4006.34-0001 Defend Convoy Elements

Reference(s)

FM 55-30	Army Motor Transport Units and Operations
FM 3-11.4	Multiservice Tactics, Techniques, and Procedures for Nuclear, Biological, and Chemical (NBC) Protection
FM 44-8	Combined Arms for Air Defense

Collective Task: 07-3-C211.34-000 Move Tactically

Reference(s)

FM 7-10	The Infantry Rifle Company
FM 7-20	The Infantry Battalion
FM 7-7	The Mechanized Infantry Platoon and Squad (APC)

Collective Task: 07-3-C227.34-0001 Perform a Tactical Road March

Reference(s)

FM 21-18	Foot Marches
FM 7-10	The Infantry Rifle Company
FM 7-8	The Infantry Rifle Platoon and Squad

Collective Task: 07-3-C228.34-0001 Occupy Assembly Area

Reference(s)

FM 20-3	Camouflage
FM 7-10	The Infantry Rifle Company
FM 3-90.1	Tank and Mechanized Infantry Company Team
FM 7-7	The Mechanized Infantry Platoon and Squad (APC)
FM 7-8	The Infantry Rifle Platoon and Squad

Collective Task: 07-3-C229.34-0001 Perform Passage of Lines

Reference(s)

FM 7-10	The Infantry Rifle Company
FM 7-7	The Mechanized Infantry Platoon and Squad (APC)
FM 7-8	The Infantry Rifle Platoon and Squad

Collective Task: 17-3-1021.34-0001 Execute Actions on Contact

Reference(s)

FM 17-95	Cavalry Operations
----------	--------------------

Collective Task: 34-5-0913 Prepare for Counterintelligence Operations

Reference(s)

FM 34-60	Counterintelligence
----------	---------------------

Collective Task: 34-5-0914 Deploy Counterintelligence Team

Reference(s)

FM 34-60	Counterintelligence
----------	---------------------

Collective Task: 34-5-0916 Redeploy Counterintelligence Team

Reference(s)

FM 34-60	Counterintelligence
----------	---------------------

Collective Task: 34-5-1117	Break Contact
Reference(s)	
FM 34-2-1	Tactics, Techniques, and Procedures for Reconnaissance and Surveillance and Intelligence Support to Counter-reconnaissance
FM 7-8	The Infantry Rifle Platoon and Squad
FM 7-92	The Infantry Reconnaissance Platoon and Squad (Airborne, Air Assault, Light Infantry)
Collective Task: 63-2-8001.34-0001	Perform Deployment Alert Activities
Reference(s)	
FM 100-17	Mobilization, Deployment, Redeployment, Demobilization
Collective Task: 63-2-8002.34-0001	Perform Personnel and Administrative Predeployment Activities
Reference(s)	
FM 100-17	Mobilization, Deployment, Redeployment, Demobilization
Collective Task: 63-2-8003.34-0001	Perform Predeployment Training Activities
Reference(s)	
FM 100-17	Mobilization, Deployment, Redeployment, Demobilization
Collective Task: 63-2-8004.34-0001	Perform Predeployment Supply Activities
Reference(s)	
FM 100-17	Mobilization, Deployment, Redeployment, Demobilization
Collective Task: 63-2-8005.34-0001	Perform Predeployment Maintenance Activities
Reference(s)	
FM 100-17	Mobilization, Deployment, Redeployment, Demobilization
Collective Task: 63-2-8006.34-0001	Prepare Vehicles and Equipment for Deployment
Reference(s)	
FM 100-17	Mobilization, Deployment, Redeployment, Demobilization
Collective Task: 63-2-8007.34-0001	Prepare Unit for Nontactical Move
Reference(s)	
FM 4-01.30	Movement Control
FM 55-30	Army Motor Transport Units and Operations
Collective Task: 63-2-8008.34-0001	Conduct Nontactical Road March
Reference(s)	
FM 4-01.30	Movement Control
FM 55-30	Army Motor Transport Units and Operations
Collective Task: 63-2-8009.34-0001	Perform Seaport of Embarkation Activities for Deployment
Reference(s)	
FM 100-17	Mobilization, Deployment, Redeployment, Demobilization
FM 55-50	Army Water Transport Operations
Collective Task: 63-2-8010.34-0001	Perform Aerial Port of Embarkation Activities for Deployment
Reference(s)	
FM 100-17	Mobilization, Deployment, Redeployment, Demobilization
FM 4-01.30	Movement Control
DOD 4500.9-R, PT III	Department of Defense Transportation Regulation Part III (Mobility)
FM 4-01.011	Unit Movement Operations

Collective Task: 63-2-8011.34-0001 Perform Aerial Port of Debarkation Activities for Deployment**Reference(s)**

FM 100-17	Mobilization, Deployment, Redeployment, Demobilization
FM 4-01.30	Movement Control
DOD 4500.9-R, PT III	Department of Defense Transportation Regulation Part III (Mobility)
FM 4-01.011	Unit Movement Operations

Collective Task: 63-2-8012.34-0001 Perform Seaport of Debarkation Activities for Deployment**Reference(s)**

FM 100-17	Mobilization, Deployment, Redeployment, Demobilization
FM 55-50	Army Water Transport Operations

Collective Task: 63-2-8013.34-0001 Prepare Equipment Reception Team for Tactical Road March**Reference(s)**

FM 100-14	Risk Management
FM 4-01.30	Movement Control
FM 63-2	Division Support Command, Armored, Infantry, and Mechanized Infantry Divisions

Collective Task: 63-2-8014.34-0001 Perform Redeployment Personnel and Administrative Actions**Reference(s)**

FM 100-17	Mobilization, Deployment, Redeployment, Demobilization
-----------	--

Collective Task: 63-2-8015.34-0001 Perform Redeployment Training Activities**Reference(s)**

FM 100-17	Mobilization, Deployment, Redeployment, Demobilization
-----------	--

Collective Task: 63-2-8016.34-0001 Perform Redeployment Supply Activities**Reference(s)**

FM 100-17	Mobilization, Deployment, Redeployment, Demobilization
-----------	--

Collective Task: 63-2-8017.34-0001 Perform Redeployment Maintenance Activities**Reference(s)**

FM 100-17	Mobilization, Deployment, Redeployment, Demobilization
-----------	--

Collective Task: 63-2-8018.34-0001 Prepare Vehicles and Equipment for Redeployment**Reference(s)**

FM 100-17	Mobilization, Deployment, Redeployment, Demobilization
-----------	--

Collective Task: 63-2-8019.34-0001 Perform Seaport of Embarkation Activities for Redeployment**Reference(s)**

FM 100-17	Mobilization, Deployment, Redeployment, Demobilization
FM 55-1	Transportation Operations
FM 4-01.30	Movement Control
FM 55-50	Army Water Transport Operations

Collective Task: 63-2-8020.34-0001 Perform Aerial Port of Embarkation Activities for Redeployment**Reference(s)**

FM 100-17	Mobilization, Deployment, Redeployment, Demobilization
FM 55-1	Transportation Operations

FM 4-01.30	Movement Control
FM 55-60	Army Terminal Operations
FM 4-01.011	Unit Movement Operations

Collective Task: 63-2-8021.34-0001 Perform Aerial Port of Debarkation Activities for Redeployment

Reference(s)	
FM 55-1	Transportation Operations
FM 4-01.30	Movement Control
FM 55-60	Army Terminal Operations
FM 4-01.011	Unit Movement Operations

Collective Task: 63-2-8022.34-0001 Perform Home Station Activities

Reference(s)	
FM 100-17	Mobilization, Deployment, Redeployment, Demobilization

Collective Task: 63-2-8023.34-0001 Perform Seaport of Debarkation Activities for Redeployment

Reference(s)	
FM 100-17	Mobilization, Deployment, Redeployment, Demobilization
FM 55-1	Transportation Operations
FM 4-01.30	Movement Control
FM 55-50	Army Water Transport Operations

Collective Task: 63-2-8024.34-0001 Perform Demobilization Station Activities

Reference(s)	
FM 100-17	Mobilization, Deployment, Redeployment, Demobilization

Collective Task: 63-2-8025.34-0001 Conduct Integration Activities

Reference(s)	
FM 100-17-3	Reception, Staging, Onward Movement, and Integration

Collective Task: 63-2-8026.34-0001 Conduct Staging Activities

Reference(s)	
FM 100-17-3	Reception, Staging, Onward Movement, and Integration

Collective Task: 63-2-8027.34-0001 Plan Unit Mobilization in a Peacetime Environment

Reference(s)	
FM 100-17	Mobilization, Deployment, Redeployment, Demobilization
FM 3-07	Stability Operations and Support Operations

Collective Task: 63-2-8028.34-0001 Plan Unit Deployment Activities Upon Receipt of a Warning Order

Reference(s)	
FM 100-17	Mobilization, Deployment, Redeployment, Demobilization
FM 4-01.30	Movement Control
FM 55-30	Army Motor Transport Units and Operations
FM 4-01.011	Unit Movement Operations

Collective Task: 63-2-8029.34-0001 Plan Unit Redeployment

Reference(s)	
FM 100-17	Mobilization, Deployment, Redeployment, Demobilization
FM 55-1	Transportation Operations
FM 4-01.30	Movement Control

BOS: Protect the Force**Collective Task: 03-2-C310.34-0001 Conduct a Chemical Survey****Reference(s)**

FM 3-19	NBC Reconnaissance
FM 3-3	Chemical and Biological Contamination Avoidance

Collective Task: 03-2-C312.34-0001 Conduct Thorough Decontamination Operations**Reference(s)**

FM 3-11	Multiservice Tactics, Techniques, and Procedures for Nuclear, Biological, and Chemical (NBC) Defense Operations
FM 3-3	Chemical and Biological Contamination Avoidance
FM 3-11.4	Multiservice Tactics, Techniques, and Procedures for Nuclear, Biological, and Chemical (NBC) Protection
FM 3-5	NBC Decontamination

Collective Task: 03-3-C201.34-0001 Prepare for Operations Under Nuclear, Biological, and Chemical Conditions**Reference(s)**

FM 3-11	Multiservice Tactics, Techniques, and Procedures for Nuclear, Biological, and Chemical (NBC) Defense Operations
FM 3-3	Chemical and Biological Contamination Avoidance
FM 3-11.4	Multiservice Tactics, Techniques, and Procedures for Nuclear, Biological, and Chemical (NBC) Protection

Collective Task: 03-3-C202.34-0001 Prepare for a Chemical Attack**Reference(s)**

FM 3-11	Multiservice Tactics, Techniques, and Procedures for Nuclear, Biological, and Chemical (NBC) Defense Operations
FM 3-11.4	Multiservice Tactics, Techniques, and Procedures for Nuclear, Biological, and Chemical (NBC) Protection

Collective Task: 03-3-C203.34-0001 Respond to a Chemical Attack**Reference(s)**

FM 3-11	Multiservice Tactics, Techniques, and Procedures for Nuclear, Biological, and Chemical (NBC) Defense Operations
FM 3-3	Chemical and Biological Contamination Avoidance
FM 3-11.4	Multiservice Tactics, Techniques, and Procedures for Nuclear, Biological, and Chemical (NBC) Protection
FM 3-5	NBC Decontamination

Collective Task: 03-3-C205.34-0001 Prepare for a Friendly Nuclear Strike**Reference(s)**

FM 3-3	Chemical and Biological Contamination Avoidance
FM 3-11.4	Multiservice Tactics, Techniques, and Procedures for Nuclear, Biological, and Chemical (NBC) Protection

Collective Task: 03-3-C206.34-0001 Prepare for Nuclear Attack**Reference(s)**

FM 3-11	Multiservice Tactics, Techniques, and Procedures for Nuclear, Biological, and Chemical (NBC) Defense Operations
FM 3-3	Chemical and Biological Contamination Avoidance
FM 3-11.4	Multiservice Tactics, Techniques, and Procedures for Nuclear, Biological, and Chemical (NBC) Protection

Collective Task: 03-3-C208.34-0001 Cross a Radiologically Contaminated Area

Reference(s)

FM 3-11	Multiservice Tactics, Techniques, and Procedures for Nuclear, Biological, and Chemical (NBC) Defense Operations
FM 3-3	Chemical and Biological Contamination Avoidance
FM 3-11.4	Multiservice Tactics, Techniques, and Procedures for Nuclear, Biological, and Chemical (NBC) Protection

Collective Task: 03-3-C209.34-0001 React to Smoke Operations

Reference(s)

FM 3-50	Smoke Operations
---------	------------------

Collective Task: 03-3-C222.34-0001 Respond to the Residual Effects of a Nuclear Attack

Reference(s)

FM 3-11	Multiservice Tactics, Techniques, and Procedures for Nuclear, Biological, and Chemical (NBC) Defense Operations
FM 3-3	Chemical and Biological Contamination Avoidance
FM 3-11.4	Multiservice Tactics, Techniques, and Procedures for Nuclear, Biological, and Chemical (NBC) Protection

Collective Task: 03-3-C223.34-0001 Respond to the Initial Effects of a Nuclear Attack

Reference(s)

FM 3-11	Multiservice Tactics, Techniques, and Procedures for Nuclear, Biological, and Chemical (NBC) Defense Operations
FM 3-3	Chemical and Biological Contamination Avoidance
FM 3-11.4	Multiservice Tactics, Techniques, and Procedures for Nuclear, Biological, and Chemical (NBC) Protection

Collective Task: 03-3-C224.34-0001 Conduct Operational Decontamination

Reference(s)

FM 3-11	NBC Operations
FM 3-5	NBC Decontamination
STP 21-1-SMCT	Soldier's Manual of Common Tasks (SMCT) Skill Level 1

Collective Task: 03-3-C225.34-0001 Conduct Chemical Reconnaissance

Reference(s)

FM 3-11	Multiservice Tactics, Techniques, and Procedures for Nuclear, Biological, and Chemical (NBC) Defense Operations
FM 3-19	NBC Reconnaissance
FM 3-3	Chemical and Biological Contamination Avoidance
FM 3-5	NBC Decontamination

Collective Task: 03-3-C226.34-0001 Cross a Chemically Contaminated Area

Reference(s)

FM 3-3	Chemical and Biological Contamination Avoidance
--------	---

Collective Task: 05-2-C301.34-0001 Camouflage Vehicles and Equipment

Reference(s)

FM 20-3	Camouflage
---------	------------

Collective Task: 05-3-0210.34-0001 Disable Critical Equipment/Material

Reference(s)

GTA 05-02-036	Destroy Lithographic Equipment to Prevent Enemy Use
---------------	---

Collective Task: 05-3-0301.34-0001 Construct Wire Entanglements

Reference(s)

FM 3-34	Engineer Operations
FM 5-102	Countermobility
FM 5-34	Engineer Field Data

Collective Task: 05-3-C230.34-0001 Construct a Protective Obstacle

Reference(s)

FM 3-20.15	Tank Platoon
FM 3-34	Engineer Operations
FM 5-102	Countermobility
FM 5-34	Engineer Field Data

Collective Task: 05-5-0302.34-0001 Prepare Crew-Served Weapons Fighting Positions

Reference(s)

FM 3-22.68	Crew-Served Machine Guns, 7.62-MM M60
FM 7-20	The Infantry Battalion
FM 7-7	The Mechanized Infantry Platoon and Squad (APC)

Collective Task: 07-2-C314.34-0001 Establish Company Defensive Position

Reference(s)

FM 7-10	The Infantry Rifle Company
FM 7-8	The Infantry Rifle Platoon and Squad

Collective Task: 07-3-C212.34-0001 Defend Unit Position

Reference(s)

FM 7-7	The Mechanized Infantry Platoon and Squad (APC)
FM 7-8	The Infantry Rifle Platoon and Squad

Collective Task: 07-3-C219.34-0001 Establish Unit Defense

Reference(s)

FM 7-7	The Mechanized Infantry Platoon and Squad (APC)
FM 7-8	The Infantry Rifle Platoon and Squad

Collective Task: 11-5-0104.34-0001 Install/Operate/Maintain Frequency Modulated Radio Retransmission Station

Reference(s)

FM 11-32	Combat Network Radio Operations
FM 20-3	Camouflage
FM 24-18	Tactical Single-Channel Radio Communications Techniques
FM 24-19	Radio Operator's Handbook
FM 24-33	Communications Techniques: Electronic Counter-Countermeasures
FM 24-35	Communications-Electronics Operations Instructions (CEOI)
FM 3-11.4	Multiservice Tactics, Techniques, and Procedures for Nuclear, Biological, and Chemical (NBC) Protection
FM 3-5	NBC Decontamination
TM 11-5820-401-10-1	Operator's Manual for Radio Sets...AN/VRC-49
TM 11-5820-401-12	Operator's and Unit Maintenance Manual for Control Radio C-22299/VRC and Handset H-250/U

Collective Task: 11-5-0201.34-0001 Operate/Maintain/Troubleshoot Platform with Applique, Precision Lightweight GPS Receiver (PLGR) and SINCGARS System Improvement Program (SIP)

Reference(s)

FM 11-50	Combat Communications Within the Division (Heavy and Light)
----------	---

FM 20-3	Camouflage
FM 24-19	Radio Operator's Handbook
FM 24-35	Communications-Electronics Operations Instructions (CEOI)
FM 7-0	Training the Force
FM 3-11.4	Multiservice Tactics, Techniques, and Procedures for Nuclear, Biological, and Chemical (NBC) Protection
FM 3-5	NBC Decontamination

Collective Task: 11-5-0202.34-0001 Operate/Maintain/Troubleshoot Platform with Applique, EPLRS, Precision Lightweight (GPS) Receiver (PLGR), and SINCGARS System Improvement Program (SIP)

Reference(s)

FM 11-50	Combat Communications Within the Division (Heavy and Light)
FM 20-3	Camouflage
FM 24-19	Radio Operator's Handbook
FM 24-35	Communication-Electronics Operations Instructions (CEOI)
FM 7-0	Training the Force
FM 3-11.4	Multiservice Tactics, Techniques, and Procedures for Nuclear, Biological, and Chemical (NBC) Protection
FM 3-5	NBC Decontamination

Collective Task: 19-3-3105.34-0001 Process Captured Documents and Equipment

Reference(s)

AR 190-13	The Army Physical Security Program
AJP 2.5	Handling of Captured Personnel, Equipment, and Documents

Collective Task: 19-3-3106.34-0001 Handle Enemy Prisoners of War

Reference(s)

AR 190-13	The Army Physical Security Program
AR 381-20	U.S. Army Counterintelligence Activities

Collective Task: 44-3-C220.34-0001 Use Passive Air Defense Measures

Reference(s)

FM 101-5-1	Operational Terms and Graphics
FM 20-3	Camouflage
FM 44-80	Visual Aircraft Recognition
	Combined Arms for the Air Defense
FM 55-30	Army Motor Transport Units and Operations

Collective Task: 44-3-C221.34-0001 Take Active Combined Arms Air Defense Measures Against Hostile Aerial Platforms

Reference(s)

FM 44-80	Visual Aircraft Recognition
FM 44-8	Combined Arms for the Air Defense

BOS: Perform Combat Service Support (CSS) and Sustainment

Collective Task: 08-2-0003.34-0001 Treat Casualties

Reference(s)

AR 350-1	Training in Units
AR 600-8-1	Army Casualty Operations/ Assistance/ Insurance
FM 4-25.11	First Aid
FM 3-11.4	Multiservice Tactics, Techniques, and Procedures for Nuclear, Biological, and Chemical (NBC) Protection

FM 3-5	NBC Decontamination
STP 21-1-SMCT	Soldier's Manual of Common Tasks (SMCT) Skill Level 1
STP 21-24-SMCT	Soldier's Manual of Common Tasks (SMCT) Skill Level 2-4

Collective Task: 08-2-C316.34-0001 Transport Casualties

Reference(s)

TSP 051-E-0006	Enforce Company Compliance with Host-Nation, Federal, State, and Local Environmental Laws and Regulations
AR 385-10	The Army Safety Program
AR 600-8-1	Army Casualty Operations/ Assistance/ Insurance
FM 3-0	Operations
FM 12-6	Personnel Doctrine
FM 4-25.11	First Aid
FM 3-11.4	Multiservice Tactics, Techniques, and Procedures for Nuclear, Biological, and Chemical (NBC) Protection
FM 3-5	NBC Decontamination
FM 3-21.38	Pathfinder Operations
FM 4-02	Force Health Protection in a Global Environment

Collective Task: 08-2-R303.34-0001 Conduct Battlefield Stress Reduction and Prevention Procedures

Reference(s)

TSP 158-M-1385	Implement Measures to Reduce Operational Stress
DA Pam 600-63-10	Stress Management Module for "Fit to Win" Program
FM 22-51	Leaders' Manual for Combat Stress Control
FM 22-51	Leaders' Manual for Combat Stress Control
FM 3-11.4	Multiservice Tactics, Techniques, and Procedures for Nuclear, Biological, and Chemical (NBC) Protection
FM 3-5	NBC Decontamination

Collective Task: 08-2-R315.34-0001 Perform Field Sanitation Functions

Reference(s)

AR 385-10	The Army Safety Program
AR 40-5	Preventive Medicine
FM 21-10	Field Hygiene and Sanitation
FM 4-25.12	Unit Field Sanitation Team
FM 3-11.4	Multiservice Tactics, Techniques, and Procedures for Nuclear, Biological, and Chemical (NBC) Protection
FM 3-5	NBC Decontamination

Collective Task: 10-2-C318.34-0001 Perform Unit Graves Registration (GRREG) Operations

Reference(s)

FM 3-11.4	Multiservice Tactics, Techniques, and Procedures for Nuclear, Biological, and Chemical (NBC) Protection
FM 3-5	NBC Decontamination

Collective Task: 10-2-C319.34-0001 Receive Airdrop Resupply

Reference(s)

FM 100-27	U.S. Army/U.S. Air Force for Joint Airborne and Tactical Airlift Operations
FM 10-27	General Supply in Theaters of Operations
FM 4-20.41	Aerial Delivery Distribution in a Theater of Operations
FM 10-500-7	Airdrop Derigging and Recovery Procedures

Collective Task: 10-2-C320.34-0001 Provide Company Supply Support

Reference(s)

AR 710-2	Inventory Management Supply Policy Below the National Level
DA Pam 710-2-1	Using Unit Supply System (Manual Procedures)
FM 3-11.4	Multiservice Tactics, Techniques, and Procedures for Nuclear, Biological, and Chemical (NBC) Protection
FM 3-5	NBC Decontamination

Collective Task: 12-2-C321.34-0001 Maintain Company Strength

Reference(s)

FM 101-5	Staff Organization and Operations
FM 12-6	Personnel doctrine

Collective Task: 12-2-C338.34-0001 Maintain Troop Morale and Combat Capability

Reference(s)

FM 21-20	Physical Fitness Training
FM 6-22.5	Combat Stress
FM 22-51	Leaders' Manual for Combat Stress Control

Collective Task: 12-3-C215.34-0001 Combat Battlefield Stress

Reference(s)

FM 6-22.5	Combat Stress
FM 22-51	Leaders' Manual for Combat Stress Control

Collective Task: 12-3-C216.34-0001 Maintain Platoon Strength

Reference(s)

FM 12-6	Personnel Doctrine
FM 3-3	Chemical and Biological Contamination Avoidance
FM 3-5	NBC Decontamination

Collective Task: 17-2-2000.34-0001 Conduct Assembly Area Activities

Reference(s)

FM 3-20.971	Reconnaissance Troop RECCE Troop and Brigade Reconnaissance Troop
FM 21-10	Field Hygiene and Sanitation

Collective Task: 17-3-1030.34-0001 Rearm and Resupply

Reference(s)

FM 17-97	Cavalry Troop
FM 3-20.971	Reconnaissance Troop RECCE Troop and Brigade Reconnaissance Troop
FM 3-20.98	Reconnaissance Platoon

Collective Task: 43-2-C336.34-0001 Conduct Company-Level Maintenance Operations [For Unit without a Maintenance Element]

Reference(s)

AR 220-1	Unit Status Reporting
AR 700-138	Army Logistics Readiness and Sustainability
DA Pam 738-750	The Army Maintenance Management System (TAMMS)
FM 9-43-2	Recovery and Battlefield Damage Assessment and Repair
FM 3-11.4	Multiservice Tactics, Techniques, and Procedures for Nuclear, Biological, and Chemical (NBC) Protection
FM 3-5	NBC Decontamination
FM 4-30.3	Maintenance Operations and Procedures

STP 21-24-SMCT Soldier's Manual of Common Tasks (SMCT) Skill Level 2-4

Collective Task: 55-2-C325.34-0001 Receive External Sling Load Resupply

Reference(s)

TSP 101-Y-0003	Supervise Supply Operations at the Company Level
DA Pam 710-2-1	Using Unit Supply System (Manual Procedures)
FM 10-15	Basic Doctrine Manual for Supply and Storage
FM 10-27	General Supply in Theaters of Operations
FM 10-27-4	Organizational Supply and Services for Unit Leaders
AR 30-22	The Army Food Program

Collective Task: 71-3-C231.34-0001 Perform Risk Management Procedures

Reference(s)

TSP 154-R-6667	Supervise the Implementation of the Risk Management Process at Company Level
AR 385-10	The Army Safety Program
FM 100-14	Risk Management

BOS: Exercise Command and Control

Collective Task: 11-2-C302.34-0001 Establish and Operate a Single Channel Voice Radio Network with Single Channel Ground and Airborne Radio System (SINGARS) System Improvement Program (SIP)

Reference(s)

FM 20-3	Camouflage
FM 24-1	Signal Support in the Airland Battle
FM 24-18	Tactical Single-Channel Radio Communications Techniques
FM 24-33	Communications Techniques: Electronic Counter-Countermeasures
FM 24-35	Communications-Electronics Operations Instructions (CEOI)
FM 3-11.4	Multiservice Tactics, Techniques and Procedures for Nuclear, Biological, and Chemical (NBC) Protection
FM 3-5	NBC Decontamination

Collective Task: 11-3-1102.34-0001 Install/Operate/Maintain a Single Channel Ground and Airborne Radio System (SINGARS) Frequency Hopping (FH) Network

Reference(s)

FM 20-3	Camouflage
FM 24-18	Tactical Single-Channel Radio Communications Techniques
FM 24-19	Radio Operator's Handbook
FM 24-33	Communications Techniques: Electronic Counter-Countermeasures
FM 24-35	Communications-Electronics Operations Instructions (CEOI)
FM 3-11.4	Multiservice Tactics, Techniques, and Procedures for Nuclear, Biological (NBC) Protection
FM 3-5	NBC Decontamination

Collective Task: 11-3-C302.34-0001 Establish and Operate a Single Channel Voice Radio Network

Reference(s)

FM 24-1	Signal Support in the Air-Land Battle
FM 24-18	Tactical Single-Channel Radio Communications Techniques
FM 24-19	Radio Operator's Handbook
FM 24-33	Communications Techniques: Electronic Counter-Countermeasures

Collective Task: 11-5-0102.34-0001 Install/Operate/Maintain a Single Channel Voice Radio Station (FM)

Reference(s)	
FM 20-3	Camouflage
FM 24-18	Tactical Single-Channel Radio Communications Techniques
FM 24-19	Radio Operator's Handbook
FM 24-33	Communications Techniques: Electronic Counter-Countermeasures
FM 24-35	Communications-Electronics Operations Instructions (CEOI)
FM 3-11.4	Multiservice Tactics, Techniques, and Procedures for Nuclear, Biological and Chemical (NBC) Protection
FM 3-5	NBC Decontamination

Collective Task: 17-2-3808.34-0002 Operate the Company Command Post

Reference(s)	
FM 100-1	The Army
FM 6-0	Mission Command: Command and Control of Army Forces
FM 3-0	Operations

Collective Task: 17-3-0065.34-0001 Conduct Troop-Leading Procedures

Reference(s)	
FM 17-97	Cavalry Troop
FM 3-20.98	Reconnaissance Platoon

Collective Task: 55-2-C324.34-0001 Conduct a Convoy

Reference(s)	
FM 55-30	Army Motor Transport Units and Operations
FM 21-16	Unexploded Ordnance (UXO) Procedures

Collective Task: 71-3-C232.34-0001 Maintain Operations Security

Reference(s)	
AR 380-5	Department of the Army Information Security Program
AR 530-1	Operations Security
FM 3-19.30	Physical Security
FM 20-3	Camouflage
FM 24-18	Tactical Single-Channel Radio Communications Techniques
FM 34-60	Counterintelligence
TM 11-5810-256-10-2	Operating Instructions for Communications Security Equipment KY-57 in Manpack Configurations
TM 11-5810-256-OP-5	Operating procedures for Communications Security Equipment TSEC/KY-57 Retransmission

2-4. Individual Task to Collective Task Listing. This listing identifies the relationship that exists between the collective tasks in this publication and the individual tasks that support them.

03-2-C310.34-0001

Conduct a Chemical Survey

Enlisted MOS: COM

Skill Level: 1

Individual Task(s)	
031-503-1013(SL1)	Decontaminate Yourself and Individual Equipment Using Chemical Decontaminating Kits
031-503-1015(SL1)	Protect Yourself From NBC Injury/Contamination With the Appropriate Mission-Oriented Protective Posture (MOPP) Gear
031-503-1035(SL1)	Protect Yourself From Chemical/Biological Contamination Using Your Assigned Protective Mask

031-503-1037(SL1) Detect Chemical Agents Using M8 or M9 Detector Paper
 071-326-0503(SL1) Move Over, Through, or Around Obstacles (Except Minefields)

Enlisted MOS: COM

Skill Level: 2

Individual Task(s)

031-503-1023(SL2) Protect Yourself From NBC Injury/Contamination When Changing Mission-Oriented Protective Posture (MOPP) Gear
 031-503-2001(SL2) Identify Chemical Agents Using M256-Series Chemical Agent Detector Kit
 031-503-3002(SL2) Conduct Unmasking Procedures
 031-503-3004(SL2) Supervise the Crossing of a Contaminated Area
 031-503-3008(SL2) Implement Mission-Oriented Protective Posture
 031-506-2061(SL2) Conduct a Mask Fit Test
 850-001-2000(SL2) Employ Accident Prevention Measures and Risk Management Process

Enlisted MOS: COM

Skill Level: 3

Individual Task(s)

850-001-3001(SL3) Control Mission Safety Hazard

Enlisted MOS: COM

Skill Level: 4

Individual Task(s)

850-001-4001(SL4) Integrate Risk Management Into Platoon

03-2-C312.34-0001

Conduct Thorough Decontamination Operations

Enlisted MOS: COM

Skill Level: 1

Individual Task(s)

031-503-1013(SL1) Decontaminate Yourself and Individual Equipment Using Chemical Decontaminating Kits
 031-503-1015(SL1) Protect Yourself From NBC Injury/Contamination With the Appropriate Mission-Oriented Protective Posture (MOPP) Gear
 031-503-1019(SL1) React to Chemical or Biological Hazard or Attack
 031-503-1035(SL1) Protect Yourself From Chemical/Biological Contamination Using Your Assigned Protective Mask
 031-503-1036(SL1) Maintain Your Assigned Protective Mask
 031-503-1037(SL1) Detect Chemical Agents Using M8 or M9 Detector Paper

Enlisted MOS: COM

Skill Level: 2

Individual Task(s)

031-503-1023(SL2) Protect Yourself From NBC Injury/Contamination When Changing Mission-Oriented Protective Posture (MOPP) Gear
 031-503-2001(SL2) Identify Chemical Agents Using M256-Series Chemical Agent Detector Kit
 031-503-3002(SL2) Conduct Unmasking Procedures
 031-503-3010(SL2) Supervise Employment of Nuclear, Biological, or Chemical Markers
 031-506-1053(SL2) Report NBC Information Using NBC 4 Report
 850-001-2000(SL2) Employ Accident Prevention Measures and Risk Management Process

Enlisted MOS: COM

Skill Level: 3

Individual Task(s)

850-001-3001(SL3) Control Mission Safety Hazard

Enlisted MOS: COM

Skill Level: 4

Individual Task(s)

850-001-4001(SL4) Integrate Risk Management Into Platoon

03-3-C201.34-0001

Prepare for Operations Under Nuclear, Biological, and Chemical Conditions

Enlisted MOS: COM

Skill Level: 1

Individual Task(s)

- 031-503-1015(SL1) Protect Yourself From NBC Injury/Contamination With the Appropriate Mission-Oriented Protective Posture (MOPP) Gear
- 031-503-1035(SL1) Protect Yourself From Chemical/Biological Contamination Using Your Assigned Protective Mask
- 031-503-1036(SL1) Maintain Your Assigned Protective Mask
- 031-503-1037(SL1) Detect Chemical Agents Using M8 or M9 Detector Paper

Enlisted MOS: COM

Skill Level: 2

Individual Task(s)

- 031-503-1023(SL2) Protect Yourself From NBC Injury/Contamination When Changing Mission-Oriented Protective Posture (MOPP) Gear
- 031-503-3004(SL2) Supervise the Crossing of a Contaminated Area
- 031-503-3008(SL2) Implement Mission-Oriented Protective Posture
- 031-503-3010(SL2) Supervise Employment of Nuclear, Biological, or Chemical Markers
- 031-503-4002(SL2) Supervise Unit Preparation for NBC Attack
- 850-001-2000(SL2) Employ Accident Prevention Measures and Risk Management Process

Enlisted MOS: COM

Skill Level: 3

Individual Task(s)

- 850-001-3001(SL3) Control Mission Safety Hazard

Enlisted MOS: COM

Skill Level: 4

Individual Task(s)

- 850-001-4001(SL4) Integrate Risk Management Into Platoon

03-3-C202.34-0001

Prepare for a Chemical Attack

Enlisted MOS: COM

Skill Level: 1

Individual Task(s)

- 031-503-1015(SL1) Protect Yourself From NBC Injury/Contamination With the Appropriate Mission-Oriented Protective Posture (MOPP) Gear
- 031-503-1019(SL1) React to Chemical or Biological Hazard or Attack
- 031-503-1035(SL1) Protect Yourself From Chemical/Biological Contamination Using Your Assigned Protective Mask
- 031-503-1037(SL1) Detect Chemical Agents Using M8 or M9 Detector Paper

Enlisted MOS: COM

Skill Level: 2

Individual Task(s)

- 031-503-1023(SL2) Protect Yourself From NBC Injury/Contamination When Changing Mission-Oriented Protective Posture (MOPP) Gear
- 031-503-2001(SL2) Identify Chemical Agents Using M256-Series Chemical Agent Detector Kit
- 031-503-3008(SL2) Implement Mission-Oriented Protective Posture
- 031-503-3010(SL2) Supervise Employment of Nuclear, Biological, or Chemical Markers
- 031-503-4002(SL2) Supervise Unit Preparation for NBC Attack
- 850-001-2000(SL2) Employ Accident Prevention Measures and Risk Management Process

Enlisted MOS: COM

Skill Level: 3

Individual Task(s)

- 850-001-3001(SL3) Control Mission Safety Hazard

Enlisted MOS: COM

Individual Task(s)

850-001-4001(SL4)

Skill Level: 4

Integrate Risk Management Into Platoon

03-3-C203.34-0001

Respond to a Chemical Attack

Enlisted MOS: COM

Individual Task(s)

031-503-1013(SL1)

031-503-1015(SL1)

031-503-1019(SL1)

031-503-1035(SL1)

031-503-1037(SL1)

081-831-1000(SL1)

081-831-1044(SL1)

081-831-1046(SL1)

Skill Level: 1

Decontaminate Yourself and Individual Equipment Using Chemical Decontaminating Kits

Protect Yourself From NBC Injury/Contamination With the Appropriate Mission-Oriented Protective Posture (MOPP) Gear

React to Chemical or Biological Hazard or Attack

Protect Yourself From Chemical/Biological Contamination Using Your Assigned Protective Mask

Detect Chemical Agents Using M8 or M9 Detector Paper

Evaluate a Casualty

Perform First Aid for Nerve Agent Injury

Transport a Casualty

Enlisted MOS: COM

Individual Task(s)

031-503-2001(SL2)

031-503-3002(SL2)

031-503-3004(SL2)

031-503-3005(SL2)

031-503-3008(SL2)

031-503-3010(SL2)

081-831-0101(SL2)

081-831-1054(SL2)

805C-PAD-2060(SL2)

850-001-2000(SL2)

Skill Level: 2

Identify Chemical Agents Using M256-Series Chemical Agent Detector Kit

Conduct Unmasking Procedures

Supervise the Crossing of a Contaminated Area

Submit NBC 1 Report

Implement Mission-Oriented Protective Posture

Supervise Employment of Nuclear, Biological, or Chemical Markers

Request Medical Evacuation

Evacuate Casualties

Report Casualties

Employ Accident Prevention Measures and Risk Management Process

Enlisted MOS: COM

Individual Task(s)

850-001-3001(SL3)

Skill Level: 3

Control Mission Safety Hazard

Enlisted MOS: COM

Individual Task(s)

850-001-4001(SL4)

Skill Level: 4

Integrate Risk Management Into Platoon

03-3-C205.34-0001

Prepare for a Friendly Nuclear Strike

Enlisted MOS: COM

Individual Task(s)

031-503-1015(SL1)

031-503-1018(SL1)

Skill Level: 1

Protect Yourself From NBC Injury/Contamination With the Appropriate Mission-Oriented Protective Posture (MOPP) Gear

React to Nuclear Hazard or Attack

Enlisted MOS: COM

Individual Task(s)

031-503-1023(SL2)

Skill Level: 2

Protect Yourself From NBC Injury/Contamination When Changing Mission-Oriented Protective Posture (MOPP) Gear

031-503-3010(SL2)	Supervise Employment of Nuclear, Biological, or Chemical Markers
031-503-4002(SL2)	Supervise Unit Preparation for NBC Attack
850-001-2000(SL2)	Employ Accident Prevention Measures and Risk Management Process
Enlisted MOS: COM	Skill Level: 3
Individual Task(s)	
850-001-3001(SL3)	Control Mission Safety Hazard
Enlisted MOS: COM	Skill Level: 4
Individual Task(s)	
850-001-4001(SL4)	Integrate Risk Management into Platoon
03-3-C206.34-0001	Prepare for Nuclear Attack
Enlisted MOS: COM	Skill Level: 1
Individual Task(s)	
031-503-1015(SL1)	Protect Yourself From NBC Injury/Contamination With the Appropriate Mission-Oriented Protective Posture (MOPP) Gear
031-503-1018(SL1)	React To Nuclear Hazard or Attack
071-326-0513(SL1)	Select Temporary Fighting Positions
081-831-1007(SL1)	Perform First Aid for Burns
Enlisted MOS: COM	Skill Level: 2
Individual Task(s)	
031-503-1023(SL2)	Protect Yourself From NBC Injury/Contamination When Changing Mission-Oriented Protective Posture (MOPP) Gear
031-503-2023(SL2)	Measure Radiation Dose Rate and Total Dose
031-503-3005(SL2)	Submit NBC 1 Report
031-503-3010(SL2)	Supervise Employment of Nuclear, Biological, or Chemical Markers
031-503-4002(SL2)	Supervise Unit Preparation for NBC Attack
031-506-1053(SL2)	Report NBC Information Using NBC 4 Report
850-001-2000(SL2)	Employ Accident Prevention Measures and Risk Management Process
Enlisted MOS: COM	Skill Level: 3
Individual Task(s)	
850-001-3001(SL3)	Control Mission Safety Hazard
Enlisted MOS: COM	Skill Level: 4
Individual Task(s)	
850-001-4001(SL4)	Integrate Risk Management Into Platoon
03-3-C208.34-0001	Cross a Radiologically Contaminated Area
Enlisted MOS: COM	Skill Level: 1
Individual Task(s)	
031-503-1015(SL1)	Protect Yourself From NBC Injury/Contamination With the Appropriate Mission-Oriented Protective Posture (MOPP) Gear
031-503-1018(SL1)	React to Nuclear Hazard or Attack
071-326-0503(SL1)	Move Over, Through, or Around Obstacles (Except Minefields)
071-329-1006(SL1)	Navigate From One Point on the Ground to Another Point While Dismounted
071-329-1030(SL1)	Navigate From One Point on the Ground to Another Point While Mounted

Enlisted MOS: COM

Skill Level: 2

Individual Task(s)

031-503-1023(SL2)

Protect Yourself From NBC Injury/Contamination When Changing Mission-Oriented Protective Posture (MOPP) Gear

031-503-2023(SL2)

Measure Radiation Dose Rate and Total Dose

031-503-3004(SL2)

Supervise the Crossing of a Contaminated Area

031-503-3010(SL2)

Supervise Employment of Nuclear, Biological, or Chemical Markers

805C-PAD-2060(SL2)

Report Casualties

850-001-2000(SL2)

Employ Accident Prevention Measures and Risk Management Process

Enlisted MOS: COM

Skill Level: 3

Individual Task(s)

850-001-3001(SL3)

Control Mission Safety Hazard

Enlisted MOS: COM

Skill Level: 4

Individual Task(s)

850-001-4001(SL4)

Integrate Risk Management Into Platoon

03-3-C209.34-0001

React to Smoke Operations

Enlisted MOS: COM

Skill Level: 1

Individual Task(s)

071-326-0503(SL1)

Move Over, Through, or Around Obstacles (Except Minefields)

071-326-0510(SL1)

React to Indirect Fire While Dismounted

071-326-3002(SL1)

React to Indirect Fire While Mounted

Enlisted MOS: COM

Skill Level: 2

Individual Task(s)

850-001-2000(SL2)

Employ Accident Prevention Measures and Risk Management Process

Enlisted MOS: COM

Skill Level: 3

Individual Task(s)

850-001-3001(SL3)

Control Mission Safety Hazard

Enlisted MOS: COM

Skill Level: 4

Individual Task(s)

850-001-4001(SL4)

Integrate Risk Management Into Platoon

03-3-C222.34-0001

Respond to the Residual Effects of a Nuclear Attack

Enlisted MOS: COM

Skill Level: 1

Individual Task(s)

031-503-1015(SL1)

Protect Yourself From NBC Injury/Contamination With the Appropriate Mission-Oriented Protective Posture (MOPP) Gear

031-503-1018(SL1)

React to Nuclear Hazard or Attack

081-831-1005(SL1)

Perform First Aid to Prevent or Control Shock

081-831-1007(SL1)

Perform First Aid for Burns

Enlisted MOS: COM

Skill Level: 2

Individual Task(s)

031-503-2023(SL2)

Measure Radiation Dose Rate and Total Dose

031-503-4002(SL2)

Supervise Unit Preparation for NBC Attack

031-506-1053(SL2)

Report NBC Information Using NBC 4 Report

805C-PAD-2060(SL2)

Report Casualties

805C-PAD-2461(SL2)

Maintain Accountability of Personnel (Status Report)

850-001-2000(SL2)	Employ Accident Prevention Measures and Risk Management Process
Enlisted MOS: COM	Skill Level: 3
Individual Task(s)	
850-001-3001(SL3)	Control Mission Safety Hazard
Enlisted MOS: COM	Skill Level: 4
Individual Task(s)	
850-001-4001(SL4)	Integrate Risk Management Into Platoon
03-3-C223.34-0001	Respond to the Initial Effects of a Nuclear Attack
Enlisted MOS: COM	Skill Level: 1
Individual Task(s)	
031-503-1013(SL1)	Decontaminate Yourself and Individual Equipment Using Chemical Decontaminating Kits
031-503-1015(SL1)	Protect Yourself From NBC Injury/Contamination With the Appropriate Mission-Oriented Protective Posture (MOPP) Gear
031-503-1018(SL1)	React to Nuclear Hazard or Attack
081-831-1000(SL1)	Evaluate a Casualty
081-831-1005(SL1)	Perform First Aid to Prevent or Control Shock
081-831-1007(SL1)	Perform First Aid for Burns
081-831-1025(SL1)	Perform First Aid for an Open Abdominal Wound
081-831-1033(SL1)	Perform First Aid for an Open Head Wound
081-831-1034(SL1)	Perform First Aid for a Suspected Fracture
081-831-1042(SL1)	Perform Mouth-To-Mouth Resuscitation
081-831-1046(SL1)	Transport a Casualty
Enlisted MOS: COM	Skill Level: 2
Individual Task(s)	
031-503-1023(SL2)	Protect Yourself From NBC Injury/Contamination When Changing Mission-Oriented Protective Posture (MOPP) Gear
031-503-2023(SL2)	Measure Radiation Dose Rate and Total Dose
031-503-3005(SL2)	Submit NBC 1 Report
031-503-3008(SL2)	Implement Mission-Oriented Protective Posture
031-503-3010(SL2)	Supervise Employment of Nuclear, Biological, or Chemical Markers
031-503-4002(SL2)	Supervise Unit Preparation for NBC Attack
081-831-0101(SL2)	Request Medical Evacuation
081-831-1054(SL2)	Evacuate Casualties
091-CLT-4029(SL2)	Supervise Preventive Maintenance Checks and Services (PMCS)
101-92Y-0006(SL2)	Inspect Equipment for Accountability, Cleanliness, and Serviceability
805C-PAD-2060(SL2)	Report Casualties
805C-PAD-2461(SL2)	Maintain Accountability of Personnel (Status Report)
850-001-2000(SL2)	Employ Accident Prevention Measures and Risk Management Process
Enlisted MOS: COM	Skill Level: 3
Individual Task(s)	
850-001-3001(SL3)	Control Mission Safety Hazard
Enlisted MOS: COM	Skill Level: 4
Individual Task(s)	
091-CLT-3009(SL4)	Supervise Maintenance Operations
850-001-4001(SL4)	Integrate Risk Management Into Platoon

03-3-C224.34-0001**Conduct Operational Decontamination****Enlisted MOS: COM****Skill Level: 1****Individual Task(s)**

031-503-1013(SL1)	Decontaminate Yourself and Individual Equipment Using Chemical Decontaminating Kits
031-503-1015(SL1)	Protect Yourself From NBC Injury/Contamination With the Appropriate Mission-Oriented Protective Posture (MOPP) Gear
031-503-1035(SL1)	Protect Yourself From Chemical/Biological Contamination Using Your Assigned Protective Mask
031-503-1036(SL1)	Maintain Your Assigned Protective Mask
031-503-1037(SL1)	Detect Chemical Agents Using M8 or M9 Detector Paper
071-329-1000	Identify Topographic Symbols on a Military Map
071-329-1001	Identify Terrain Features on a Map
071-329-1008	Measure Distance on a Map
081-831-1044(SL1)	Perform First Aid for Nerve Agent Injury
113-571-1022	Perform Voice Communications
113-600-2001(SL1)	Communicate Via a Tactical Telephone
113-637-2001(SL1)	Communicate Via a Tactical Radio

Enlisted MOS: COM**Skill Level: 2****Individual Task(s)**

031-503-1023(SL2)	Protect Yourself From NBC Injury/Contamination When Changing Mission-Oriented Protective Posture (MOPP) Gear
031-503-2001(SL2)	Identify Chemical Agents Using M256-Series Chemical Agent Detector Kit
031-503-3002(SL2)	Conduct Unmasking Procedures
031-503-3008(SL2)	Implement Mission-Oriented Protective Posture
031-503-3010(SL2)	Supervise Employment of Nuclear, Biological, or Chemical Markers
031-506-1053(SL2)	Report NBC Information Using NBC 4 Report
071-329-1004	Determine the Elevation of a Point on the Ground Using a Map
091-CLT-4029(SL2)	Supervise Preventive Maintenance Checks and Services (PMCS)
101-92Y-0006(SL2)	Inspect Equipment for Accountability, Cleanliness, and Serviceability
113-573-8006	Use an Automated Signal Operation Instruction (SOI)
850-001-2000(SL2)	Employ Accident Prevention Measures and Risk Management Process

Enlisted MOS: COM**Skill Level: 3****Individual Task(s)**

850-001-3001(SL3)	Control Mission Safety Hazard
-------------------	-------------------------------

Enlisted MOS: COM**Skill Level: 4****Individual Task(s)**

091-CLT-3009(SL4)	Supervise Maintenance Operations
850-001-4001(SL4)	Integrate Risk Management Into Platoon

03-3-C225.34-0001**Conduct Chemical Reconnaissance****Enlisted MOS: COM****Skill Level: 1****Individual Task(s)**

031-503-1013(SL1)	Decontaminate Yourself and Individual Equipment Using Chemical Decontaminating Kits
031-503-1015(SL1)	Protect Yourself From NBC Injury/Contamination With the Appropriate Mission-Oriented Protective Posture (MOPP) Gear
031-503-1019(SL1)	React to Chemical or Biological Hazard or Attack

031-503-1035(SL1)	Protect Yourself From Chemical/Biological Contamination Using Your Assigned Protective Mask
031-503-1036(SL1)	Maintain Your Assigned Protective Mask
031-503-1037(SL1)	Detect Chemical Agents Using M8 or M9 Detector Paper
071-326-0503(SL1)	Move Over, Through, or Around Obstacles (Except Minefields)
Enlisted MOS: COM	Skill Level: 2
Individual Task(s)	
031-503-1023(SL2)	Protect Yourself From NBC Injury/Contamination When Changing Mission-Oriented Protective Posture (MOPP) Gear
031-503-2001(SL2)	Identify Chemical Agents Using M256-Series Chemical Agent Detector Kit
031-503-3002(SL2)	Conduct Unmasking Procedures
031-503-3004(SL2)	Supervise the Crossing of a Contaminated Area
031-503-3008(SL2)	Implement Mission-Oriented Protective Posture
031-503-3010(SL2)	Supervise Employment of Nuclear, Biological, or Chemical Markers
031-506-1053(SL2)	Report NBC Information Using NBC 4 Report
850-001-2000(SL2)	Employ Accident Prevention Measures and Risk Management Process
Enlisted MOS: COM	Skill Level: 3
Individual Task(s)	
850-001-3001(SL3)	Control Mission Safety Hazard
Enlisted MOS: COM	Skill Level: 4
Individual Task(s)	
850-001-4001(SL4)	Integrate Risk Management Into Platoon
03-3-C226.34-0001	Cross a Chemically Contaminated Area
Enlisted MOS: COM	Skill Level: 1
Individual Task(s)	
031-503-1013(SL1)	Decontaminate Yourself and Individual Equipment Using Chemical Decontaminating Kits
031-503-1015(SL1)	Protect Yourself From NBC Injury/Contamination With the Appropriate Mission-Oriented Protective Posture (MOPP) Gear
031-503-1019(SL1)	React to Chemical or Biological Hazard or Attack
031-503-1035(SL1)	Protect Yourself From Chemical/Biological Contamination Using Your Assigned Protective Mask
031-503-1036(SL1)	Maintain Your Assigned Protective Mask
031-503-1037(SL1)	Detect Chemical Agents Using M8 or M9 Detector Paper
071-326-0503(SL1)	Move Over, Through, or Around Obstacles (Except Minefields)
071-329-1006(SL1)	Navigate From One Point on the Ground to Another Point While Dismounted
071-329-1030(SL1)	Navigate From One Point on the Ground to Another Point While Mounted
081-831-1000(SL1)	Evaluate a Casualty
081-831-1044(SL1)	Perform First Aid for Nerve Agent Injury
Enlisted MOS: COM	Skill Level: 2
Individual Task(s)	
031-503-1023(SL2)	Protect Yourself From NBC Injury/Contamination When Changing Mission-Oriented Protective Posture (MOPP) Gear
031-503-2001(SL2)	Identify Chemical Agents Using M256-Series Chemical Agent Detector Kit

031-503-3002(SL2)	Conduct Unmasking Procedures
031-503-3004(SL2)	Supervise the Crossing of a Contaminated Area
031-503-3008(SL2)	Implement Mission-Oriented Protective Posture
031-503-3010(SL2)	Supervise Employment of Nuclear, Biological, or Chemical Markers
031-506-1053(SL2)	Report NBC Information Using NBC 4 Report
081-831-1054(SL2)	Evacuate Casualties
805C-PAD-2060(SL2)	Report Casualties
850-001-2000(SL2)	Employ Accident Prevention Measures and Risk Management Process

Enlisted MOS: COM **Skill Level: 3**

Individual Task(s)
850-001-3001(SL3) Control Mission Safety Hazard

Enlisted MOS: COM **Skill Level: 4**

Individual Task(s)
850-001-4001(SL4) Integrate Risk Management Into Platoon

05-2-C301.34-0001 **Camouflage Vehicles and Equipment**

Enlisted MOS: COM **Skill Level: 1**

Individual Task(s)
052-191-1361(SL1) Camouflage Yourself and Your Individual Equipment
052-191-1362(SL1) Camouflage Equipment
071-331-0815(SL1) Practice Noise, Light, and Litter Discipline
301-371-1050(SL1) Implement Operations Security (OPSEC) Measures

Enlisted MOS: COM **Skill Level: 2**

Individual Task(s)
850-001-2000(SL2) Employ Accident Prevention Measures and Risk Management Process

Enlisted MOS: COM **Skill Level: 3**

Individual Task(s)
850-001-3001(SL3) Control Mission Safety Hazard

Enlisted MOS: COM **Skill Level: 4**

Individual Task(s)
850-001-4001(SL4) Integrate Risk Management Into Platoon

05-3-0210.34-0001 **Disable Critical Equipment/Material**

Enlisted MOS: 98G **Skill Level: 2**

Individual Task(s)
301-98G-2050 Supervise Destruction of Classified Information and Material

Enlisted MOS: COM **Skill Level: 1**

Individual Task(s)
301-371-1050(SL1) Implement Operations Security (OPSEC) Measures
301-371-1052(SL1) Protect Classified Information and Material

Enlisted MOS: COM **Skill Level: 2**

Individual Task(s)
850-001-2000(SL2) Employ Accident Prevention Measures and Risk Management Process

Enlisted MOS: COM	Skill Level: 3
Individual Task(s)	
805C-PAD-3591(SL3)	Protect Classified Information and Materials
850-001-3001(SL3)	Control Mission Safety Hazard
Enlisted MOS: COM	Skill Level: 4
Individual Task(s)	
850-001-4001(SL4)	Integrate Risk Management Into Platoon
05-3-0301.34-0001	Construct Wire Entanglements
Enlisted MOS: COM	Skill Level: 2
Individual Task(s)	
850-001-2000(SL2)	Employ Accident Prevention Measures and Risk Management Process
Enlisted MOS: COM	Skill Level: 3
Individual Task(s)	
052-195-3066(SL3)	Direct Construction of Nonexplosive Obstacles
850-001-3001(SL3)	Control Mission Safety Hazard
Enlisted MOS: COM	Skill Level: 4
Individual Task(s)	
159-200-2020(SL4)	Integrate Threat Capabilities Into Mission Planning
850-001-4001(SL4)	Integrate Risk Management Into Platoon
05-3-C230.34-0001	Construct a Protective Obstacle
Enlisted MOS: COM	Skill Level: 1
Individual Task(s)	
071-008-0007(SL1)	Engage Targets With an M16A1 or M16A2 Rifle Using an AN/PAS-13 Series Thermal Sight
071-010-0006(SL1)	Engage Targets With an M249 Machine Gun
071-315-2308(SL1)	Engage Targets With an M16A1 or M16A2 Rifle Using a Night Vision Sight AN/PVS-4
071-325-4425(SL1)	Employ an M18A1 Claymore Mine
071-326-5703(SL1)	Construct Individual Fighting Positions
071-331-0804(SL1)	Perform Surveillance Without the Aid of Electronic Devices
071-710-0006(SL1)	Plan Use of Night Vision Devices
Enlisted MOS: COM	Skill Level: 2
Individual Task(s)	
071-326-5704(SL2)	Supervise Construction of a Fighting Position
071-326-5705(SL2)	Establish an Observation Post
071-430-0002(SL2)	Conduct a Defense by a Squad
850-001-2000(SL2)	Employ Accident Prevention Measures and Risk Management Process
Enlisted MOS: COM	Skill Level: 3
Individual Task(s)	
052-195-3066(SL3)	Direct Construction of Nonexplosive Obstacles
071-410-0019(SL3)	Control Organic Fires
850-001-3001(SL3)	Control Mission Safety Hazard
Enlisted MOS: COM	Skill Level: 4
Individual Task(s)	
071-430-0006(SL4)	Conduct a Defense by a Platoon

159-200-2020(SL4) Integrate Threat Capabilities Into Mission Planning
 850-001-4001(SL4) Integrate Risk Management Into Platoon

05-5-0302.34-0001

Prepare Crew-Served Weapons Fighting Positions

Enlisted MOS: COM

Skill Level: 1

Individual Task(s)

052-191-1361(SL1) Camouflage Yourself and Your Individual Equipment
 071-022-0015(SL1) Prepare a Range Card for a Caliber .50 M2 Machine Gun
 071-312-3007(SL1) Prepare a Range Card for an M60 Machine Gun
 071-312-4032(SL1) Prepare a Range Card for an M249 Machine Gun

Enlisted MOS: COM

Skill Level: 2

Individual Task(s)

071-326-5704(SL2) Supervise Construction of a Fighting Position
 071-430-0002(SL2) Conduct a Defense by a Squad
 850-001-2000(SL2) Employ Accident Prevention Measures and Risk Management Process

Enlisted MOS: COM

Skill Level: 3

Individual Task(s)

850-001-3001(SL3) Control Mission Safety Hazard

Enlisted MOS: COM

Skill Level: 4

Individual Task(s)

071-430-0006(SL4) Conduct a Defense by a Platoon
 159-200-2020(SL4) Integrate Threat Capabilities Into Mission Planning
 850-001-4001(SL4) Integrate Risk Management Into Platoon

07-2-C314.34-0001

Establish Company Defensive Position

Enlisted MOS: 98G

Skill Level: 2

Individual Task(s)

301-98G-2300 Determine the Layout of a Tactical Site (AD, KP, RU, QB)

Enlisted MOS: COM

Skill Level: 1

Individual Task(s)

071-008-0007(SL1) Engage Targets With an M16A1 or M16A2 Rifle Using AN AN/PAS-13 Series Thermal Sight
 071-010-0006(SL1) Engage Targets With an M249 Machine Gun
 071-022-0015(SL1) Prepare a Range Card for a Caliber .50 M2 Machine Gun
 071-100-0003(SL1) Engage Targets With an M4 or M4A1 Carbine
 071-311-2130(SL1) Engage Targets With an M203 Grenade Launcher
 071-312-3007(SL1) Prepare a Range Card for an M60 Machine Gun
 071-312-3031(SL1) Engage Targets With an M60 Machine Gun
 071-312-4032(SL1) Prepare a Range Card for an M249 Machine Gun
 071-315-2308(SL1) Engage Targets With an M16A1 or M16A2 Rifle Using a Night Vision Sight AN/PVS-4
 071-325-4407(SL1) Employ Hand Grenades
 071-325-4425(SL1) Employ an M18A1 Claymore Mine
 071-326-0510(SL1) React to Indirect Fire While Dismounted
 071-326-3002(SL1) React to Indirect Fire While Mounted
 071-326-5703(SL1) Construct Individual Fighting Positions
 071-331-0804(SL1) Perform Surveillance Without the Aid of Electronic Devices
 071-331-0815(SL1) Practice Noise, Light, and Litter Discipline

071-710-0006(SL1)	Plan Use of Night Vision Devices
081-831-1000(SL1)	Evaluate a Casualty
081-831-1005(SL1)	Perform First Aid to Prevent or Control Shock
081-831-1025(SL1)	Perform First Aid for an Open Abdominal Wound
081-831-1026(SL1)	Perform First Aid for an Open Chest Wound
081-831-1032(SL1)	Perform First Aid for Bleeding of an Extremity
081-831-1033(SL1)	Perform First Aid for an Open Head Wound
081-831-1034(SL1)	Perform First Aid for a Suspected Fracture
081-831-1042(SL1)	Perform Mouth-to-Mouth Resuscitation
081-831-1046(SL1)	Transport a Casualty

Enlisted MOS: COM

Skill Level: 2

Individual Task(s)

061-283-6003(SL2)	Adjust Indirect Fire
071-326-5704(SL2)	Supervise Construction of a Fighting Position
071-326-5705(SL2)	Establish an Observation Post
071-430-0002(SL2)	Conduct a Defense by a Squad
081-831-0101(SL2)	Request Medical Evacuation
081-831-1054(SL2)	Evacuate Casualties
441-091-2000(SL2)	Defend Against Air Attack (Active)
805C-PAD-2060(SL2)	Report Casualties
805C-PAD-2461(SL2)	Maintain Accountability of Personnel (Status Report)
850-001-2000(SL2)	Employ Accident Prevention Measures and Risk Management Process

Enlisted MOS: COM

Skill Level: 3

Individual Task(s)

052-195-3066(SL3)	Direct Construction of Nonexplosive Obstacles
071-410-0019(SL3)	Control Organic Fires
071-430-0003(SL3)	Consolidate a Squad Following Enemy Contact While in the Defense
071-430-0004(SL3)	Reorganize a Squad Following Enemy Contact While in the Defense
101-92Y-0002(SL3)	Plan Tactical Resupply Operations
441-091-3000(SL3)	Supervise the Implementation of Air Defense Measures
850-001-3001(SL3)	Control Mission Safety Hazard

Enlisted MOS: COM

Skill Level: 4

Individual Task(s)

071-326-5775(SL4)	Coordinate With an Adjacent Platoon
071-430-0006(SL4)	Conduct a Defense by a Platoon
071-430-0007(SL4)	Consolidate a Platoon Following Enemy Contact While in the Defense
071-430-0008(SL4)	Reorganize a Platoon Following Enemy Contact While in the Defense
159-200-2020(SL4)	Integrate Threat Capabilities Into Mission Planning
191-379-5402(SL4)	Prepare a Patrol Distribution Plan
191-380-0109(SL4)	Plan Patrol Activities
850-001-4001(SL4)	Integrate Risk Management Into Platoon

07-3-C211.34-0001

Move Tactically

Enlisted MOS: COM

Skill Level: 1

Individual Task(s)

071-326-0502(SL1)	Move Under Direct Fire
071-326-0503(SL1)	Move Over, Through, or Around Obstacles (Except Minefields)
071-326-0510(SL1)	React to Indirect Fire While Dismounted

071-326-3002(SL1) React to Indirect Fire While Mounted
 071-329-1006(SL1) Navigate From One Point on the Ground to Another Point While Dismounted
 071-329-1030(SL1) Navigate From One Point on the Ground to Another Point While Mounted

Enlisted MOS: COM Skill Level: 2
Individual Task(s)
 850-001-2000(SL2) Employ Accident Prevention Measures and Risk Management Process

Enlisted MOS: COM Skill Level: 3
Individual Task(s)
 850-001-3001(SL3) Control Mission Safety Hazard

Enlisted MOS: COM Skill Level: 4
Individual Task(s)
 191-380-0109(SL4) Plan Patrol Activities
 850-001-4001(SL4) Integrate Risk Management Into Platoon

07-3-C212.34-0001 Defend Unit Position

Enlisted MOS: COM Skill Level: 1
Individual Task(s)
 071-008-0007(SL1) Engage Targets With an M16A1 or M16A2 Rifle Using an AN/PAS-13 Series Thermal Sight
 071-010-0006(SL1) Engage Targets With an M249 Machine Gun
 071-022-0015(SL1) Prepare a Range Card for a Caliber .50 M2 Machine Gun
 071-100-0003(SL1) Engage Targets With an M4 or M4A1 Carbine
 071-311-2130(SL1) Engage Targets With an M203 Grenade Launcher
 071-312-4032(SL1) Prepare a Range Card for an M249 Machine Gun
 071-313-3454(SL1) Engage Targets With a Caliber .50 M2 Machine Gun
 071-315-2308(SL1) Engage Targets With an M16A1 or M16A2 Rifle Using a Night Vision Sight AN/PVS-4
 071-325-4407(SL1) Employ Hand Grenades
 071-325-4425(SL1) Employ AN M18A1 Claymore Mine
 071-326-0510(SL1) React to Indirect Fire While Dismounted
 071-326-0511(SL1) React to Flares
 071-326-3002(SL1) React to Indirect Fire While Mounted
 071-326-5703(SL1) Construct Individual Fighting Positions
 071-410-0002(SL1) React to Direct Fire While Mounted

Enlisted MOS: COM Skill Level: 2
Individual Task(s)
 061-283-6003(SL2) Adjust Indirect Fire
 071-326-5502(SL2) Issue a Fragmentary Order
 071-326-5505(SL2) Issue an Oral Operation Order
 071-326-5704(SL2) Supervise Construction of a Fighting Position
 071-326-5705(SL2) Establish an Observation Post
 071-430-0002(SL2) Conduct a Defense by a Squad
 805C-PAD-2060(SL2) Report Casualties
 850-001-2000(SL2) Employ Accident Prevention Measures and Risk Management Process

Enlisted MOS: COM	Skill Level: 3
Individual Task(s)	
071-430-0003(SL3)	Consolidate a Squad Following Enemy Contact While in the Defense
071-430-0004(SL3)	Reorganize a Squad Following Enemy Contact While in the Defense
850-001-3001(SL3)	Control Mission Safety Hazard
Enlisted MOS: COM	Skill Level: 4
Individual Task(s)	
071-326-5775(SL4)	Coordinate With an Adjacent Platoon
071-430-0006(SL4)	Conduct a Defense by a Platoon
071-430-0007(SL4)	Consolidate a Platoon Following Enemy Contact While in the Defense
071-430-0008(SL4)	Reorganize a Platoon Following Enemy Contact While in the Defense
850-001-4001(SL4)	Integrate Risk Management Into Platoon
07-3-C219.34-0001	Establish Unit Defense
Enlisted MOS: 98G	Skill Level: 2
Individual Task(s)	
301-98G-2300	Determine the Layout of a Tactical Site (AD, KP, RU, QB)
Enlisted MOS: COM	Skill Level: 1
Individual Task(s)	
052-191-1361(SL1)	Camouflage Yourself and Your Individual Equipment
052-191-1362(SL1)	Camouflage Equipment
071-022-0015(SL1)	Prepare a Range Card for a Caliber .50 M2 Machine Gun
071-030-0002(SL1)	Prepare a Range Card for an MK19 Machine Gun
071-312-4032(SL1)	Prepare a Range Card for an M249 Machine Gun
071-325-4407(SL1)	Employ Hand Grenades
071-325-4425(SL1)	Employ an M18A1 Claymore Mine
071-326-0513(SL1)	Select Temporary Fighting Positions
071-326-5703(SL1)	Construct Individual Fighting Positions
071-331-0804(SL1)	Perform Surveillance Without the Aid of Electronic Devices
071-710-0006(SL1)	Plan Use of Night Vision Devices
113-600-2001(SL1)	Communicate Via a Tactical Telephone
Enlisted MOS: COM	Skill Level: 2
Individual Task(s)	
061-283-6003(SL2)	Adjust Indirect Fire
071-326-5704(SL2)	Supervise Construction of a Fighting Position
071-326-5705(SL2)	Establish an Observation Post
071-430-0002(SL2)	Conduct a Defense by a Squad
850-001-2000(SL2)	Employ Accident Prevention Measures and Risk Management Process
Enlisted MOS: COM	Skill Level: 3
Individual Task(s)	
052-195-3066(SL3)	Direct Construction of Nonexplosive Obstacles
071-720-0015(SL3)	Conduct an Area Reconnaissance by a Platoon
850-001-3001(SL3)	Control Mission Safety Hazard
Enlisted MOS: COM	Skill Level: 4
Individual Task(s)	
071-326-5775(SL4)	Coordinate With an Adjacent Platoon
071-430-0006(SL4)	Conduct a Defense by a Platoon
159-200-2020(SL4)	Integrate Threat Capabilities Into Mission Planning

191-380-0109(SL4) Plan Patrol Activities
 850-001-4001(SL4) Integrate Risk Management Into Platoon

07-3-C227.34-0001

Perform a Tactical Road March

Enlisted MOS: COM

Skill Level: 1

Individual Task(s)

071-326-0510(SL1) React to Indirect Fire While Dismounted
 071-326-3002(SL1) React to Indirect Fire While Mounted
 071-329-1006(SL1) Navigate From One Point on the Ground to Another Point While Dismounted
 071-329-1030(SL1) Navigate From One Point on the Ground to Another Point While Mounted
 113-637-2001(SL1) Communicate Via a Tactical Radio
 551-88M-0005(SL1) Operate a Vehicle in a Convoy

Enlisted MOS: COM

Skill Level: 2

Individual Task(s)

071-326-0608(SL2) Use Visual Signalling Techniques
 071-329-1019(SL2) Use a Map Overlay
 191-379-4407(SL2) Plan Convoy Security Operations
 850-001-2000(SL2) Employ Accident Prevention Measures and Risk Management Process

Enlisted MOS: COM

Skill Level: 3

Individual Task(s)

071-326-3013(SL3) Conduct a Tactical Road March
 071-326-5805(SL3) Conduct a Route Reconnaissance Mission
 551-88M-0001(SL3) Lead a Convoy Serial/March Unit
 850-001-3001(SL3) Control Mission Safety Hazard

Enlisted MOS: COM

Skill Level: 4

Individual Task(s)

850-001-4001(SL4) Integrate Risk Management Into Platoon

07-3-C228.34-0001

Occupy Assembly Area

Enlisted MOS: COM

Skill Level: 1

Individual Task(s)

052-191-1361(SL1) Camouflage Yourself and Your Individual Equipment
 052-191-1362(SL1) Camouflage Equipment
 052-192-1135(SL1) Locate Mines by Probing
 071-022-0015(SL1) Prepare a Range Card for a Caliber .50 M2 Machine Gun
 071-030-0002(SL1) Prepare a Range Card for an MK19 Machine Gun
 071-312-4032(SL1) Prepare a Range Card for an M249 Machine Gun
 071-326-0503(SL1) Move Over, Through, or Around Obstacles (Except Minefields)
 071-326-0513(SL1) Select Temporary Fighting Positions
 071-326-5703(SL1) Construct Individual Fighting Positions
 071-329-1006(SL1) Navigate From One Point on the Ground to Another Point While Dismounted
 071-329-1030(SL1) Navigate From One Point on the Ground to Another Point While Mounted
 071-331-0815(SL1) Practice Noise, Light, and Litter Discipline
 071-710-0006(SL1) Plan Use of Night Vision Devices
 113-600-2001(SL1) Communicate Via a Tactical Telephone

113-637-2001(SL1)	Communicate Via a Tactical Radio
Enlisted MOS: COM	Skill Level: 2
Individual Task(s)	
031-503-3008(SL2)	Implement Mission-Oriented Protective Posture
071-326-5704(SL2)	Supervise Construction of a Fighting Position
071-326-5705(SL2)	Establish an Observation Post
071-430-0002(SL2)	Conduct a Defense by a Squad
805C-PAD-2461(SL2)	Maintain Accountability of Personnel (Status Report)
850-001-2000(SL2)	Employ Accident Prevention Measures and Risk Management Process
Enlisted MOS: COM	Skill Level: 3
Individual Task(s)	
071-410-0012(SL3)	Conduct Occupation of an Assembly Area
850-001-3001(SL3)	Control Mission Safety Hazard
Enlisted MOS: COM	Skill Level: 4
Individual Task(s)	
071-326-5775(SL4)	Coordinate With an Adjacent Platoon
071-430-0006(SL4)	Conduct a Defense by a Platoon
850-001-4001(SL4)	Integrate Risk Management Into Platoon
07-3-C229.34-0001	Perform Passage of Lines
Enlisted MOS: COM	Skill Level: 1
Individual Task(s)	
071-329-1006(SL1)	Navigate From One Point on the Ground to Another Point While Dismounted
071-329-1030(SL1)	Navigate From One Point on the Ground to Another Point While Mounted
113-637-2001(SL1)	Communicate Via a Tactical Radio
301-371-1000(SL1)	Report Intelligence Information
301-371-1052(SL1)	Protect Classified Information and Material
Enlisted MOS: COM	Skill Level: 2
Individual Task(s)	
071-326-5502(SL2)	Issue a Fragmentary Order
071-326-5505(SL2)	Issue an Oral Operation Order
551-88N-0002(SL2)	Prepare for Unit Movement
850-001-2000(SL2)	Employ Accident Prevention Measures and Risk Management Process
Enlisted MOS: COM	Skill Level: 3
Individual Task(s)	
071-326-3013(SL3)	Conduct a Tactical Road March
071-326-5805(SL3)	Conduct a Route Reconnaissance Mission
551-88N-0004(SL3)	Coordinate Unit Movement
850-001-3001(SL3)	Control Mission Safety Hazard
Enlisted MOS: COM	Skill Level: 4
Individual Task(s)	
071-326-5775(SL4)	Coordinate With an Adjacent Platoon
551-88N-0003(SL4)	Plan Unit Move
850-001-4001(SL4)	Integrate Risk Management Into Platoon

08-2-0003.34-0001**Treat Casualties****Enlisted MOS: COM****Skill Level: 1****Individual Task(s)**

081-831-1000(SL1)

081-831-1003(SL1)

081-831-1005(SL1)

081-831-1007(SL1)

081-831-1008(SL1)

081-831-1025(SL1)

081-831-1026(SL1)

081-831-1032(SL1)

081-831-1033(SL1)

081-831-1034(SL1)

081-831-1042(SL1)

081-831-1044(SL1)

081-831-1045(SL1)

081-831-1046(SL1)

Evaluate a Casualty

Perform First Aid to Clear an Object Stuck in the Throat of a Conscious Casualty

Perform First Aid to Prevent or Control Shock

Perform First Aid for Burns

Perform First Aid for Heat Injuries

Perform First Aid for an Open Abdominal Wound

Perform First Aid for an Open Chest Wound

Perform First Aid for Bleeding of an Extremity

Perform First Aid for an Open Head Wound

Perform First Aid for a Suspected Fracture

Perform Mouth-To-Mouth Resuscitation

Perform First Aid for Nerve Agent Injury

Perform First Aid for Cold Injuries

Transport a Casualty

Enlisted MOS: COM**Skill Level: 2****Individual Task(s)**

081-831-0101(SL2)

081-831-1054(SL2)

805C-PAD-2060(SL2)

850-001-2000(SL2)

Request Medical Evacuation

Evacuate Casualties

Report Casualties

Employ Accident Prevention Measures and Risk Management Process

Enlisted MOS: COM**Skill Level: 3****Individual Task(s)**

850-001-3001(SL3)

Control Mission Safety Hazard

Enlisted MOS: COM**Skill Level: 4****Individual Task(s)**

850-001-4001(SL4)

Integrate Risk Management Into Platoon

08-2-C316.34-0001**Transport Casualties****Enlisted MOS: COM****Skill Level: 1****Individual Task(s)**

031-503-1015(SL1)

031-503-1035(SL1)

081-831-1000(SL1)

081-831-1046(SL1)

Protect Yourself From NBC Injury/Contamination With the Appropriate Mission-Oriented Protective Posture (MOPP) Gear

Protect Yourself From Chemical/Biological Contamination Using Your Assigned Protective Mask

Evaluate a Casualty

Transport a Casualty

Enlisted MOS: COM**Skill Level: 2****Individual Task(s)**

031-503-1023(SL2)

031-503-3008(SL2)

081-831-0101(SL2)

081-831-1054(SL2)

191-376-4102(SL2)

Protect Yourself From NBC Injury/Contamination When Changing Mission-Oriented Protective Posture (MOPP) Gear

Implement Mission-Oriented Protective Posture

Request Medical Evacuation

Evacuate Casualties

Escort EPW/CI to Rear Areas

441-091-2000(SL2) Defend Against Air Attack (Active)
 805C-PAD-2060(SL2) Report Casualties
 850-001-2000(SL2) Employ Accident Prevention Measures and Risk Management Process

Enlisted MOS: COM Skill Level: 3

Individual Task(s)
 441-091-3000(SL3) Supervise the Implementation of Air Defense Measures
 850-001-3001(SL3) Control Mission Safety Hazard

Enlisted MOS: COM Skill Level: 4

Individual Task(s)
 850-001-4001(SL4) Integrate Risk Management Into Platoon

08-2-R303.34-0001 Conduct Battlefield Stress Reduction and Prevention Procedures

Enlisted MOS: COM Skill Level: 2

Individual Task(s)
 071-326-5502(SL2) Issue a Fragmentary Order
 071-326-5503(SL2) Issue a Warning Order
 071-326-5505(SL2) Issue an Oral Operation Order
 850-001-2000(SL2) Employ Accident Prevention Measures and Risk Management Process

Enlisted MOS: COM Skill Level: 3

Individual Task(s)
 850-001-3001(SL3) Control Mission Safety Hazard

Enlisted MOS: COM Skill Level: 4

Individual Task(s)
 805C-PAD-4595(SL4) Supervise Cross-Leveling of Personnel
 850-001-4001(SL4) Integrate Risk Management Into Platoon

08-2-R315.34-0001 Perform Field Sanitation Functions

Enlisted MOS: COM Skill Level: 1

Individual Task(s)
 081-831-1008(SL1) Perform First Aid for Heat Injuries
 081-831-1045(SL1) Perform First Aid for Cold Injuries
 081-831-1053(SL1) Practice Individual Preventive Medicine Countermeasures

Enlisted MOS: COM Skill Level: 2

Individual Task(s)
 081-831-9000(SL2) Implement Preventive Medicine Measures (PMM)
 850-001-2000(SL2) Employ Accident Prevention Measures and Risk Management Process

Enlisted MOS: COM Skill Level: 3

Individual Task(s)
 850-001-3001(SL3) Control Mission Safety Hazard

Enlisted MOS: COM Skill Level: 4

Individual Task(s)
 081-831-1047(SL4) Supervise the Implementation of Preventive Medicine Policies
 081-831-1055(SL4) Ensure Unit Combat Lifesaver Requirements Are Met
 850-001-4001(SL4) Integrate Risk Management Into Platoon

10-2-C318.34-0001	Perform Unit Graves Registration (GRREG) Operations
Enlisted MOS: COM	Skill Level: 1
Individual Task(s)	
071-329-1006(SL1)	Navigate From One Point on the Ground to Another Point While Dismounted
071-329-1030(SL1)	Navigate From One Point on the Ground to Another Point While Mounted
101-515-1997(SL1)	Inter Isolated Remains (After Receiving Authorization)
101-515-1998(SL1)	Evacuate Isolated Remains
101-515-1999(SL1)	Recover Isolated Remains
Enlisted MOS: COM	Skill Level: 2
Individual Task(s)	
071-329-1019(SL2)	Use a Map Overlay
091-CLT-4029(SL2)	Supervise Preventive Maintenance Checks and Services (PMCS)
850-001-2000(SL2)	Employ Accident Prevention Measures and Risk Management Process
Enlisted MOS: COM	Skill Level: 3
Individual Task(s)	
850-001-3001(SL3)	Control Mission Safety Hazard
Enlisted MOS: COM	Skill Level: 4
Individual Task(s)	
850-001-4001(SL4)	Integrate Risk Management Into Platoon
10-2-C319.34-0001	Receive Airdrop Resupply
Enlisted MOS: COM	Skill Level: 1
Individual Task(s)	
113-637-2001(SL1)	Communicate Via a Tactical Radio
Enlisted MOS: COM	Skill Level: 2
Individual Task(s)	
850-001-2000(SL2)	Employ Accident Prevention Measures and Risk Management Process
Enlisted MOS: COM	Skill Level: 3
Individual Task(s)	
101-92Y-0002(SL3)	Plan Tactical Resupply Operations
850-001-3001(SL3)	Control Mission Safety Hazard
Enlisted MOS: COM	Skill Level: 4
Individual Task(s)	
101-92Y-0001(SL4)	Supervise Supply Activities
151-357-0001(SL4)	Supervise CSS Functions During Platoon Operations
850-001-4001(SL4)	Integrate Risk Management Into Platoon
10-2-C320.34-0001	Provide Company Supply Support
Enlisted MOS: COM	Skill Level: 2
Individual Task(s)	
101-92Y-0003(SL2)	Enforce Compliance With Supply Discipline Procedures
101-92Y-0004(SL2)	Enforce Property Accountability Policies
101-92Y-0005(SL2)	Enforce Compliance With Property Accountability Policies
850-001-2000(SL2)	Employ Accident Prevention Measures and Risk Management Process

<p>Enlisted MOS: COM Individual Task(s) 101-92Y-0002(SL3) 850-001-3001(SL3)</p>	<p>Skill Level: 3 Plan Tactical Resupply Operations Control Mission Safety Hazard</p>
<p>Enlisted MOS: COM Individual Task(s) 101-92Y-0001(SL4) 151-357-0001(SL4) 850-001-4001(SL4)</p>	<p>Skill Level: 4 Supervise Supply Activities Supervise CSS Functions During Platoon Operations Integrate Risk Management Into Platoon</p>
<p>11-2-C302.34-0001</p>	<p>Establish and Operate a Single Channel Voice Radio Network with Single Channel Ground and Airborne Radio System (SINCGARS) System Improvement Program (SIP)</p>
<p>Enlisted MOS: 31C Individual Task(s) 113-573-4003</p>	<p>Skill Level: 1 Encode and Decode Message Using KTC 600(*) Tactical Operations Code</p>
<p>11-3-1102.34-0001</p>	<p>Install/Operate/Maintain a Single Channel Ground and Airborne Radio System (SINCGARS) Frequency Hopping (FH) Network</p>
<p>Enlisted MOS: 98G Individual Task(s) 301-806-1451</p>	<p>Skill Level: 1 Operate SINCGARS Radio</p>
<p>Enlisted MOS: COM Individual Task(s) 113-571-1022 113-637-2001(SL1)</p>	<p>Skill Level: 1 Perform Voice Communications Communicate Via a Tactical Radio</p>
<p>Enlisted MOS: COM Individual Task(s) 113-573-8006 850-001-2000(SL2)</p>	<p>Skill Level: 2 Use an Automated Signal Operation Instruction (SOI) Employ Accident Prevention Measures and Risk Management Process</p>
<p>Enlisted MOS: COM Individual Task(s) 850-001-3001(SL3)</p>	<p>Skill Level: 3 Control Mission Safety Hazard</p>
<p>Enlisted MOS: COM Individual Task(s) 850-001-4001(SL4)</p>	<p>Skill Level: 4 Integrate Risk Management Into Platoon</p>
<p>11-3-C302.34-0001</p>	<p>Establish and Operate a Single Channel Voice Radio Network</p>
<p>Enlisted MOS: 96R Individual Task(s) 113-573-4003 113-573-4006</p>	<p>Skill Level: 1 Encode and Decode Message Using KTC 600(*) Tactical Operations Code Use the KTC 1400(*) Numeral Cipher/Authentication System</p>

<p>Enlisted MOS: COM Individual Task(s) 113-637-2001(SL1)</p>	<p>Skill Level: 1 Communicate Via a Tactical Radio</p>
<p>Enlisted MOS: COM Individual Task(s) 113-573-8006 850-001-2000(SL2)</p>	<p>Skill Level: 2 Use an Automated Signal Operation Instruction (SOI) Employ Accident Prevention Measures and Risk Management Process</p>
<p>Enlisted MOS: COM Individual Task(s) 850-001-3001(SL3)</p>	<p>Skill Level: 3 Control Mission Safety Hazard</p>
<p>Enlisted MOS: COM Individual Task(s) 850-001-4001(SL4)</p>	<p>Skill Level: 4 Integrate Risk Management Into Platoon</p>
<p>11-5-0102.34-0001</p>	
<p>Enlisted MOS: 96R Individual Task(s) 113-573-4003 113-573-4006</p>	<p>Skill Level: 1 Encode and Decode Message Using KTC 600(*) Tactical Operations Code Use the KTC 1400(*) Numeral Cipher/Authentication System</p>
<p>Enlisted MOS: COM Individual Task(s) 113-637-2001(SL1)</p>	<p>Skill Level: 1 Communicate Via a Tactical Radio</p>
<p>Enlisted MOS: COM Individual Task(s) 113-573-8006 850-001-2000(SL2)</p>	<p>Skill Level: 2 Use an Automated Signal Operation Instruction (SOI) Employ Accident Prevention Measures and Risk Management Process</p>
<p>Enlisted MOS: COM Individual Task(s) 850-001-3001(SL3)</p>	<p>Skill Level: 3 Control Mission Safety Hazard</p>
<p>Enlisted MOS: COM Individual Task(s) 850-001-4001(SL4)</p>	<p>Skill Level: 4 Integrate Risk Management Into Platoon</p>
<p>11-5-0104.34-0001</p>	
<p>Enlisted MOS: COM Individual Task(s) 113-571-1022 113-637-2001(SL1)</p>	<p>Skill Level: 1 Perform Voice Communications Communicate Via a Tactical Radio</p>
<p>Enlisted MOS: COM Individual Task(s) 113-573-8006 850-001-2000(SL2)</p>	<p>Skill Level: 2 Use an Automated Signal Operation Instruction (SOI) Employ Accident Prevention Measures and Risk Management Process</p>

Enlisted MOS: COM Individual Task(s) 850-001-3001(SL3)	Skill Level: 3 Control Mission Safety Hazard
Enlisted MOS: COM Individual Task(s) 850-001-4001(SL4) 11-5-0201.34-0001	Skill Level: 4 Integrate Risk Management Into Platoon Operate/Maintain/Troubleshoot Platform with Applique, Precision Lightweight GPS Receiver (PLGR) and SINCGARS System Improvement Program (SIP)
Enlisted MOS: COM Individual Task(s) 071-329-1006(SL1) 071-329-1030(SL1)	Skill Level: 1 Navigate From One Point on the Ground to Another Point While Dismounted Navigate From One Point on the Ground to Another Point While Mounted
Enlisted MOS: COM Individual Task(s) 091-CLT-4029(SL2) 850-001-2000(SL2)	Skill Level: 2 Supervise Preventive Maintenance Checks and Services (PMCS) Employ Accident Prevention Measures and Risk Management Process
Enlisted MOS: COM Individual Task(s) 850-001-3001(SL3)	Skill Level: 3 Control Mission Safety Hazard
Enlisted MOS: COM Individual Task(s) 850-001-4001(SL4) 11-5-0202.34-0001	Skill Level: 4 Integrate Risk Management Into Platoon Operate/Maintain/Troubleshoot Platform with Applique, EPLRS, Precision Lightweight (GPS) Receiver (PLGR), and SINCGARS System Improvement Program (SIP)
Enlisted MOS: COM Individual Task(s) 071-329-1006(SL1) 071-329-1030(SL1)	Skill Level: 1 Navigate From One Point on the Ground to Another Point While Dismounted Navigate From One Point on the Ground to Another Point While Mounted
Enlisted MOS: COM Individual Task(s) 091-CLT-4029(SL2) 850-001-2000(SL2)	Skill Level: 2 Supervise Preventive Maintenance Checks and Services (PMCS) Employ Accident Prevention Measures and Risk Management Process
Enlisted MOS: COM Individual Task(s) 850-001-3001(SL3)	Skill Level: 3 Control Mission Safety Hazard
Enlisted MOS: COM Individual Task(s) 850-001-4001(SL4)	Skill Level: 4 Integrate Risk Management Into Platoon

12-2-C321.34-0001**Maintain Company Strength****Enlisted MOS: COM****Skill Level: 2****Individual Task(s)**

805C-PAD-2461(SL2) Maintain Accountability of Personnel (Status Report)
850-001-2000(SL2) Employ Accident Prevention Measures and Risk Management Process

Enlisted MOS: COM**Skill Level: 3****Individual Task(s)**

850-001-3001(SL3) Control Mission Safety Hazard

Enlisted MOS: COM**Skill Level: 4****Individual Task(s)**

805C-PAD-4595(SL4) Supervise Cross-Leveling of Personnel
850-001-4001(SL4) Integrate Risk Management Into Platoon

12-2-C338.34-0001**Maintain Troop Morale and Combat Capability****Enlisted MOS: COM****Skill Level: 2****Individual Task(s)**

181-101-2023(SL2) Enforce the Uniform Code of Military Justice (UCMJ)
805C-PAD-2044(SL2) Recommend Individual for Award and/or Decoration
850-001-2000(SL2) Employ Accident Prevention Measures and Risk Management Process

Enlisted MOS: COM**Skill Level: 3****Individual Task(s)**

850-001-3001(SL3) Control Mission Safety Hazard

Enlisted MOS: COM**Skill Level: 4****Individual Task(s)**

805C-PAD-1245(SL4) Support Unit and Family Readiness Through the Army Family Team Building (AFTB) Program
805C-PAD-4595(SL4) Supervise Cross-Leveling of Personnel
850-001-4001(SL4) Integrate Risk Management Into Platoon

12-3-C215.34-0001**Combat Battlefield Stress****Enlisted MOS: COM****Skill Level: 1****Individual Task(s)**

081-831-1000(SL1) Evaluate a Casualty
081-831-1053(SL1) Practice Individual Preventive Medicine Countermeasures

Enlisted MOS: COM**Skill Level: 2****Individual Task(s)**

071-326-5502(SL2) Issue a Fragmentary Order
071-326-5503(SL2) Issue a Warning Order
071-326-5505(SL2) Issue an Oral Operation Order
081-831-1054(SL2) Evacuate Casualties
081-831-9000(SL2) Implement Preventive Medicine Measures (PMM)
850-001-2000(SL2) Employ Accident Prevention Measures and Risk Management Process

Enlisted MOS: COM**Skill Level: 3****Individual Task(s)**

850-001-3001(SL3) Control Mission Safety Hazard

Enlisted MOS: COM	Skill Level: 4
Individual Task(s)	
081-831-1047(SL4)	Supervise the Implementation of Preventive Medicine Policies
805C-PAD-4595(SL4)	Supervise Cross-Leveling of Personnel
850-001-4001(SL4)	Integrate Risk Management Into Platoon
12-3-C216.34-0001	Maintain Platoon Strength
Enlisted MOS: COM	Skill Level: 1
Individual Task(s)	
081-831-1000(SL1)	Evaluate a Casualty
081-831-1003(SL1)	Perform First Aid to Clear an Object Stuck in the Throat of a Conscious Casualty
081-831-1005(SL1)	Perform First Aid to Prevent or Control Shock
081-831-1007(SL1)	Perform First Aid for Burns
081-831-1025(SL1)	Perform First Aid for an Open Abdominal Wound
081-831-1026(SL1)	Perform First Aid for an Open Chest Wound
081-831-1032(SL1)	Perform First Aid for Bleeding of an Extremity
081-831-1033(SL1)	Perform First Aid for an Open Head Wound
081-831-1034(SL1)	Perform First Aid for a Suspected Fracture
081-831-1042(SL1)	Perform Mouth-To-Mouth Resuscitation
081-831-1044(SL1)	Perform First Aid for Nerve Agent Injury
081-831-1046(SL1)	Transport a Casualty
Enlisted MOS: COM	Skill Level: 2
Individual Task(s)	
081-831-0101(SL2)	Request Medical Evacuation
081-831-1054(SL2)	Evacuate Casualties
805C-PAD-2060(SL2)	Report Casualties
805C-PAD-2461(SL2)	Maintain Accountability of Personnel (Status Report)
850-001-2000(SL2)	Employ Accident Prevention Measures and Risk Management Process
Enlisted MOS: COM	Skill Level: 3
Individual Task(s)	
850-001-3001(SL3)	Control Mission Safety Hazard
Enlisted MOS: COM	Skill Level: 4
Individual Task(s)	
071-430-0007(SL4)	Consolidate a Platoon Following Enemy Contact While in the Defense
071-430-0008(SL4)	Reorganize a Platoon Following Enemy Contact While in the Defense
805C-PAD-4595(SL4)	Supervise Cross-Leveling of Personnel
850-001-4001(SL4)	Integrate Risk Management Into Platoon
17-2-2000.34-0001	Conduct Assembly Area Activities
Enlisted MOS: COM	Skill Level: 1
Individual Task(s)	
031-503-1037(SL1)	Detect Chemical Agents Using M8 or M9 Detector Paper
052-191-1361(SL1)	Camouflage Yourself and Your Individual Equipment
052-191-1362(SL1)	Camouflage Equipment
071-022-0015(SL1)	Prepare a Range Card for a Caliber .50 M2 Machine Gun
071-312-4032(SL1)	Prepare a Range Card for an M249 Machine Gun
071-325-4425(SL1)	Employ an M18A1 Claymore Mine
071-326-0513(SL1)	Select Temporary Fighting Positions

071-326-5703(SL1)	Construct Individual Fighting Positions
071-329-1006(SL1)	Navigate From One Point on the Ground to Another Point While Dismounted
071-329-1030(SL1)	Navigate From One Point on the Ground to Another Point While Mounted
071-331-0815(SL1)	Practice Noise, Light, and Litter Discipline
071-710-0006(SL1)	Plan Use of Night Vision Devices
081-831-1053(SL1)	Practice Individual Preventive Medicine Countermeasures
113-600-2001(SL1)	Communicate Via a Tactical Telephone
113-637-2001(SL1)	Communicate Via a Tactical Radio

Enlisted MOS: COM

Skill Level: 2

Individual Task(s)

071-326-5704(SL2)	Supervise Construction of a Fighting Position
071-326-5705(SL2)	Establish an Observation Post
071-329-1019(SL2)	Use a Map Overlay
081-831-9000(SL2)	Implement Preventive Medicine Measures (PMM)
091-CLT-4029(SL2)	Supervise Preventive Maintenance Checks and Services (PMCS)
850-001-2000(SL2)	Employ Accident Prevention Measures and Risk Management Process

Enlisted MOS: COM

Skill Level: 3

Individual Task(s)

052-195-3066(SL3)	Direct Construction of Nonexplosive Obstacles
071-326-5805(SL3)	Conduct a Route Reconnaissance Mission
071-410-0012(SL3)	Conduct Occupation of an Assembly Area
101-92Y-0002(SL3)	Plan Tactical Resupply Operations
441-091-3000(SL3)	Supervise the Implementation of Air Defense Measures
850-001-3001(SL3)	Control Mission Safety Hazard

Enlisted MOS: COM

Skill Level: 4

Individual Task(s)

071-326-5775(SL4)	Coordinate With an Adjacent Platoon
081-831-1047(SL4)	Supervise the Implementation of Preventive Medicine Policies
101-92Y-0001(SL4)	Supervise Supply Activities
101-CLT-0198(SL4)	Supervise Tactical Feeding Operation
151-357-0001(SL4)	Supervise CSS Functions During Platoon Operations
805C-PAD-4595(SL4)	Supervise Cross-Leveling of Personnel
850-001-4001(SL4)	Integrate Risk Management Into Platoon

17-2-3808.34-0002

Operate the Company Command Post

Enlisted MOS: COM

Skill Level: 1

Individual Task(s)

031-503-1018(SL1)	React to Nuclear Hazard or Attack
031-503-1019(SL1)	React to Chemical or Biological Hazard or Attack
071-329-1006(SL1)	Navigate From One Point on the Ground to Another Point While Dismounted
071-329-1030(SL1)	Navigate From One Point on the Ground to Another Point While Mounted
301-371-1000(SL1)	Report Intelligence Information
301-371-1050(SL1)	Implement Operations Security (OPSEC) Measures

Enlisted MOS: COM

Skill Level: 2

Individual Task(s)

- 031-503-3005(SL2) Submit NBC 1 Report
- 031-503-3008(SL2) Implement Mission-Oriented Protective Posture
- 031-503-4002(SL2) Supervise Unit Preparation for NBC Attack
- 031-506-1053(SL2) Report NBC Information Using NBC 4 Report
- 071-329-1019(SL2) Use a Map Overlay
- 805C-PAD-2060(SL2) Report Casualties
- 850-001-2000(SL2) Employ Accident Prevention Measures and Risk Management Process

Enlisted MOS: COM

Skill Level: 3

Individual Task(s)

- 071-326-3013(SL3) Conduct a Tactical Road March
- 071-326-5805(SL3) Conduct a Route Reconnaissance Mission
- 071-332-5000(SL3) Prepare an Operation Overlay
- 071-332-5021(SL3) Prepare a Situation Map
- 441-091-3000(SL3) Supervise the Implementation of Air Defense Measures
- 551-88M-0001(SL3) Lead a Convoy Serial/March Unit
- 850-001-3001(SL3) Control Mission Safety Hazard

Enlisted MOS: COM

Skill Level: 4

Individual Task(s)

- 551-721-4326(SL4) Perform Duties as Convoy Commander
- 850-001-4001(SL4) Integrate Risk Management Into Platoon

17-3-0065.34-0001

Conduct Troop-Leading Procedures

Enlisted MOS: COM

Skill Level: 2

Individual Task(s)

- 850-001-2000(SL2) Employ Accident Prevention Measures and Risk Management Process

Enlisted MOS: COM

Skill Level: 3

Individual Task(s)

- 850-001-3001(SL3) Control Mission Safety Hazard

Enlisted MOS: COM

Skill Level: 4

Individual Task(s)

- 850-001-4001(SL4) Integrate Risk Management Into Platoon

17-3-1021.34-0001

Execute Actions on Contact

Enlisted MOS: COM

Skill Level: 1

Individual Task(s)

- 071-008-0007(SL1) Engage Targets With an M16A1 or M16A2 Rifle Using an AN/PAS-13 Series Thermal Sight
- 071-010-0006(SL1) Engage Targets With an M249 Machine Gun
- 071-030-0004(SL1) Engage Targets With an MK19 Machine Gun
- 071-100-0003(SL1) Engage Targets With an M4 or M4A1 Carbine
- 071-311-2130(SL1) Engage Targets With an M203 Grenade Launcher
- 071-315-2308(SL1) Engage Targets With an M16A1 or M16A2 Rifle Using a Night Vision Sight AN/PVS-4
- 071-325-4407(SL1) Employ Hand Grenades
- 071-326-0502(SL1) Move Under Direct Fire
- 071-326-0511(SL1) React to Flares

- 071-326-0513(SL1) Select Temporary Fighting Positions
- 071-329-1006(SL1) Navigate From One Point on the Ground to Another Point While Dismounted
- 071-329-1030(SL1) Navigate From One Point on the Ground to Another Point While Mounted
- 071-410-0002(SL1) React to Direct Fire While Mounted
- 071-710-0006(SL1) Plan Use of Night Vision Devices

Enlisted MOS: COM

Skill Level: 2

Individual Task(s)

- 071-326-5502(SL2) Issue a Fragmentary Order
- 071-430-0002(SL2) Conduct a Defense by a Squad
- 850-001-2000(SL2) Employ Accident Prevention Measures and Risk Management Process

Enlisted MOS: COM

Skill Level: 3

Individual Task(s)

- 071-410-0019(SL3) Control Organic Fires
- 071-430-0003(SL3) Consolidate a Squad Following Enemy Contact While in the Defense
- 071-430-0004(SL3) Reorganize a Squad Following Enemy Contact While in the Defense
- 071-720-0015(SL3) Conduct an Area Reconnaissance by a Platoon
- 850-001-3001(SL3) Control Mission Safety Hazard

Enlisted MOS: COM

Skill Level: 4

Individual Task(s)

- 071-326-5775(SL4) Coordinate With an Adjacent Platoon
- 071-430-0006(SL4) Conduct a Defense by a Platoon
- 071-430-0007(SL4) Consolidate a Platoon Following Enemy Contact While in the Defense
- 071-430-0008(SL4) Reorganize a Platoon Following Enemy Contact While in the Defense
- 850-001-4001(SL4) Integrate Risk Management Into Platoon

17-3-1030.34-0001

Rearm/Resupply

Enlisted MOS: COM

Skill Level: 1

Individual Task(s)

- 071-329-1006(SL1) Navigate From One Point on the Ground to Another Point While Dismounted
- 071-329-1030(SL1) Navigate From One Point on the Ground to Another Point While Mounted
- 113-637-2001(SL1) Communicate Via a Tactical Radio

Enlisted MOS: COM

Skill Level: 2

Individual Task(s)

- 850-001-2000(SL2) Employ Accident Prevention Measures and Risk Management Process

Enlisted MOS: COM

Skill Level: 3

Individual Task(s)

- 101-92Y-0002(SL3) Plan Tactical Resupply Operations
- 551-88M-0001(SL3) Lead a Convoy Serial/March Unit
- 850-001-3001(SL3) Control Mission Safety Hazard

Enlisted MOS: COM

Skill Level: 4

Individual Task(s)

- 101-92Y-0001(SL4) Supervise Supply Activities
- 151-357-0001(SL4) Supervise CSS Functions During Platoon Operations
- 805C-PAD-4595(SL4) Supervise Cross-Leveling of Personnel

850-001-4001(SL4)	Integrate Risk Management Into Platoon
19-3-3105.34-0001	Process Captured Documents and Equipment
Enlisted MOS: COM	Skill Level: 1
Individual Task(s)	
301-371-1000(SL1)	Report Intelligence Information
Enlisted MOS: COM	Skill Level: 2
Individual Task(s)	
301-371-1200(SL2)	Process Captured Materiel
850-001-2000(SL2)	Employ Accident Prevention Measures and Risk Management Process
Enlisted MOS: COM	Skill Level: 3
Individual Task(s)	
850-001-3001(SL3)	Control Mission Safety Hazard
Enlisted MOS: COM	Skill Level: 4
Individual Task(s)	
850-001-4001(SL4)	Integrate Risk Management Into Platoon
19-3-3106.34-0001	Handle Enemy Prisoners of War
Enlisted MOS: COM	Skill Level: 1
Individual Task(s)	
181-105-1001(SL1)	Comply With the Law of War and the Geneva and Hague Conventions
Enlisted MOS: COM	Skill Level: 2
Individual Task(s)	
181-105-2001(SL2)	Enforce the Law of War and the Geneva and Hague Conventions
181-105-2002(SL2)	Conduct Combat Operations According to the Law of War
191-376-4102(SL2)	Escort EPW/CI to Rear Areas
191-379-4405(SL2)	Plan Movement of EPW/CI
850-001-2000(SL2)	Employ Accident Prevention Measures and Risk Management Process
Enlisted MOS: COM	Skill Level: 3
Individual Task(s)	
191-378-6079(SL3)	Supervise the Escort of EPWCI to Collecting Point/Holding Area Enclosure
850-001-3001(SL3)	Control Mission Safety Hazard
Enlisted MOS: COM	Skill Level: 4
Individual Task(s)	
850-001-4001(SL4)	Integrate Risk Management Into Platoon
34-2-9024	Execute General Support Military Intelligence Operations (HVY) (Digitized)
Enlisted MOS: COM	Skill Level: 1
Individual Task(s)	
113-637-2001(SL1)	Communicate Via a Tactical Radio
301-371-1000(SL1)	Report Intelligence Information
301-371-1052(SL1)	Protect Classified Information and Material

Enlisted MOS: COM

Skill Level: 2

Individual Task(s)

071-326-5502(SL2)	Issue a Fragmentary Order
071-326-5503(SL2)	Issue a Warning Order
071-326-5505(SL2)	Issue an Oral Operation Order
071-326-5705(SL2)	Establish an Observation Post
071-329-1019(SL2)	Use a Map Overlay
181-105-2002(SL2)	Conduct Combat Operations According to the Law of War
301-371-1200(SL2)	Process Captured Materiel
805C-PAD-2461(SL2)	Maintain Accountability of Personnel (Status Report)
850-001-2000(SL2)	Employ Accident Prevention Measures and Risk Management Process

Enlisted MOS: COM

Skill Level: 3

Individual Task(s)

071-332-5000(SL3)	Prepare an Operation Overlay
071-332-5021(SL3)	Prepare a Situation Map
071-410-0012(SL3)	Conduct Occupation of an Assembly Area
101-92Y-0002(SL3)	Plan Tactical Resupply Operations
301-371-1150(SL3)	Identify Intelligence and Electronic Warfare (IEW) Assets
441-091-3000(SL3)	Supervise the Implementation of Air Defense Measures
850-001-3001(SL3)	Control Mission Safety Hazard

Enlisted MOS: COM

Skill Level: 4

Individual Task(s)

081-831-1047(SL4)	Supervise the Implementation of Preventive Medicine Policies
091-CLT-3009(SL4)	Supervise Maintenance Operations
101-92Y-0001(SL4)	Supervise Supply Activities
101-CLT-0198(SL4)	Supervise Tactical Feeding Operation
151-357-0002(SL4)	Coordinate Combat Service Support (CSS) Operations
159-200-2020(SL4)	Integrate Threat Capabilities Into Mission Planning
805C-PAD-4595(SL4)	Supervise Cross-Leveling of Personnel
850-001-4001(SL4)	Integrate Risk Management into Platoon

34-3-0001

Monitor Platoon Operational Status

Enlisted MOS: 98G

Skill Level: 3

Individual Task(s)

301-98G-3250	Recommend Adjustments to Tasking
--------------	----------------------------------

Enlisted MOS: COM

Skill Level: 1

Individual Task(s)

113-637-2001(SL1)	Communicate Via a Tactical Radio
301-371-1000(SL1)	Report Intelligence Information
301-371-1052(SL1)	Protect Classified Information and Material

Enlisted MOS: COM

Skill Level: 2

Individual Task(s)

181-105-2002(SL2)	Conduct Combat Operations According to the Law of War
805C-PAD-2461(SL2)	Maintain Accountability of Personnel (Status Report)
850-001-2000(SL2)	Employ Accident Prevention Measures and Risk Management Process

Enlisted MOS: COM

Skill Level: 3

Individual Task(s)

071-332-5000(SL3)	Prepare an Operation Overlay
-------------------	------------------------------

071-332-5021(SL3) Prepare a Situation Map
 101-92Y-0002(SL3) Plan Tactical Resupply Operations
 441-091-3000(SL3) Supervise the Implementation of Air Defense Measures
 850-001-3001(SL3) Control Mission Safety Hazard

Enlisted MOS: COM

Skill Level: 4

Individual Task(s)

101-92Y-0001(SL4) Supervise Supply Activities
 101-CLT-0198(SL4) Supervise Tactical Feeding Operation
 151-357-0001(SL4) Supervise CSS Functions During Platoon Operations
 805C-PAD-4595(SL4) Supervise Cross-Leveling of Personnel
 850-001-4001(SL4) Integrate Risk Management Into Platoon

34-3-9022

Execute Collection Platoon Operations

Enlisted MOS: 98G

Skill Level: 1

Individual Task(s)

301-98G-1001 Identify Basic Elements of Radio Wave Propagation
 301-98G-1150 Employ Electronic Warfare (EW) Equipment

Enlisted MOS: COM

Skill Level: 1

Individual Task(s)

113-637-2001(SL1) Communicate Via a Tactical Radio
 301-371-1000(SL1) Report Intelligence Information
 301-371-1052(SL1) Protect Classified Information and Material

Enlisted MOS: COM

Skill Level: 2

Individual Task(s)

181-105-2002(SL2) Conduct Combat Operations According to the Law of War
 805C-PAD-2461(SL2) Maintain Accountability of Personnel (Status Report)
 850-001-2000(SL2) Employ Accident Prevention Measures and Risk Management Process

Enlisted MOS: COM

Skill Level: 3

Individual Task(s)

071-332-5000(SL3) Prepare an Operation Overlay
 071-332-5021(SL3) Prepare a Situation Map
 101-92Y-0002(SL3) Plan Tactical Resupply Operations
 441-091-3000(SL3) Supervise the Implementation of Air Defense Measures
 850-001-3001(SL3) Control Mission Safety Hazard

Enlisted MOS: COM

Skill Level: 4

Individual Task(s)

101-92Y-0001(SL4) Supervise Supply Activities
 101-CLT-0198(SL4) Supervise Tactical Feeding Operation
 151-357-0001(SL4) Supervise CSS Functions During Platoon Operations
 805C-PAD-4595(SL4) Supervise Cross-Leveling of Personnel
 850-001-4001(SL4) Integrate Risk Management Into Platoon

34-5-0205

Establish Interrogation Site

Enlisted MOS: 97B

Skill Level: 1

Individual Task(s)

301-S97-1451 Exploit Open Source Material
 301-S97-6000 Conduct Map Tracking
 301-S97-6005 Use an Interpreter

301-S97-6051	Conduct Required Coordination
Enlisted MOS: 97E	Skill Level: 1
Individual Task(s)	
301-97E-1155	Prepare the Human Intelligence (HUMINT) Exploitation Site
301-S97-1451	Exploit Open Source Material
301-S97-6000	Conduct Map Tracking
301-S97-6005	Use an Interpreter
301-S97-6051	Conduct Required Coordination
Enlisted MOS: 97E	Skill Level: 2
Individual Task(s)	
301-97E-2000	Maintain Human Intelligence (HUMINT) Operational Logs
301-97E-2002	Supervise Document Exploitation Operations
301-97E-2152	Supervise Screening Operations
301-S97-6010	Supervise the Operation of the Counterintelligence HUMINT Automated Tool Set (CHATS)
Enlisted MOS: 97E	Skill Level: 3
Individual Task(s)	
301-97E-3002	Direct Screening Operations
301-97E-3003	Direct Human Intelligence (HUMINT) Exploitation Operations
301-97E-3004	Direct Captured Multimedia Exploitation Operations
301-97E-3005	Direct Open Source Intelligence (OSINT) Exploitation Operations
301-97E-3050	Direct Coordination and Liaison Operations
Enlisted MOS: 97E	Skill Level: 4
Individual Task(s)	
301-97E-4002	Manage Exploitation Operations
Enlisted MOS: COM	Skill Level: 2
Individual Task(s)	
191-376-4100(SL2)	Perform EPW/CI Security and Control Activities at an EPW/CI Camp
34-5-0214	Conduct Interrogation Support Operations
Enlisted MOS: 97B	Skill Level: 1
Individual Task(s)	
301-97B-1250	Assist in Counterintelligence (CI) Screening Operations
301-S97-1002	Exploit Dispositions
301-S97-6007	Set Up, Operate, and Maintain a Counterintelligence HUMINT Automated Tools Set (CHATS)
301-S97-6051	Conduct Required Coordination
Enlisted MOS: 97B	Skill Level: 2
Individual Task(s)	
301-96B-2350	Establish Intelligence Database(s)
Enlisted MOS: 97E	Skill Level: 1
Individual Task(s)	
301-97E-1100	Screen Potential Human Intelligence (HUMINT) Sources
301-97E-1152	Develop Approach Strategies
301-97E-1250	Assess Source for Truthfulness and Accuracy
301-97E-1251	Question Source for Intelligence Information
301-97E-1400	Process Documents

301-97E-1401	Screen Documents for Intelligence Value
301-97E-1403	Exploit Documents
301-S97-1002	Exploit Dispositions
301-S97-1451	Exploit Open Source Material
301-S97-6000	Conduct Map Tracking
301-S97-6004	Conduct Basic Questioning
301-S97-6005	Use an Interpreter
301-S97-6007	Set Up, Operate, and Maintain a Counterintelligence HUMINT Automated Tools Set (CHATS)
301-S97-6051	Conduct Required Coordination

Enlisted MOS: 97E

Skill Level: 2

Individual Task(s)

301-96B-2350	Establish Intelligence Database(s)
301-97E-2000	Maintain Human Intelligence (HUMINT) Operational Logs
301-97E-2002	Supervise Document Exploitation Operations

Enlisted MOS: 97E

Skill Level: 3

Individual Task(s)

301-337-3305	Select Sources and Assign Priority of Interrogation
301-337-3308	Assign Interrogators
301-97E-3002	Direct Screening Operations
301-97E-3004	Direct Captured Multimedia Exploitation Operations

Enlisted MOS: COM

Skill Level: 1

Individual Task(s)

113-637-2001(SL1)	Communicate Via a Tactical Radio
181-105-1001(SL1)	Comply With the Law of War and the Geneva and Hague Conventions
301-371-1000(SL1)	Report Intelligence Information

Enlisted MOS: COM

Skill Level: 2

Individual Task(s)

181-105-2001(SL2)	Enforce the Law of War and the Geneva and Hague Conventions
191-376-4101(SL2)	Process EPW/CI at Collecting Point or Holding Area.
301-371-1200(SL2)	Process Captured Materiel

34-5-0800

Establish an Electronic Support (ES) or Electronic Attack (EA) Site

Enlisted MOS: COM

Skill Level: 1

Individual Task(s)

071-326-0513(SL1)	Select Temporary Fighting Positions
071-326-5703(SL1)	Construct Individual Fighting Positions
071-329-1006(SL1)	Navigate From One Point on the Ground to Another Point While Dismounted
071-329-1030(SL1)	Navigate From One Point on the Ground to Another Point While Mounted
071-331-0815(SL1)	Practice Noise, Light, and Litter Discipline
071-331-1004(SL1)	Perform Duty as a Guard
113-571-1023(SL1)	Prepare a Written Message in USMTF Format
113-600-2001(SL1)	Communicate Via a Tactical Telephone
113-637-2001(SL1)	Communicate Via a Tactical Radio
191-376-4114(SL1)	Control Entry to and Exit From a Restricted Area

Enlisted MOS: COM

Skill Level: 2

Individual Task(s)

- 071-326-0608(SL2) Use Visual Signalling Techniques
- 071-326-5705(SL2) Establish an Observation Post
- 071-329-1019(SL2) Use a Map Overlay
- 071-430-0002(SL2) Conduct a Defense by a Squad
- 091-CLT-4029(SL2) Supervise Preventive Maintenance Checks and Services (PMCS)
- 441-091-2000(SL2) Defend Against Air Attack (Active)
- 805C-PAD-2461(SL2) Maintain Accountability of Personnel (Status Report)
- 805C-PAD-2472(SL2) Prepare a Duty Roster

Enlisted MOS: COM

Skill Level: 3

Individual Task(s)

- 071-326-5805(SL3) Conduct a Route Reconnaissance Mission
- 071-332-5000(SL3) Prepare an Operation Overlay
- 071-332-5021(SL3) Prepare a Situation Map
- 071-410-0012(SL3) Conduct Occupation of an Assembly Area
- 071-720-0015(SL3) Conduct an Area Reconnaissance by a Platoon
- 551-88N-0004(SL3) Coordinate Unit Movement

Enlisted MOS: COM

Skill Level: 4

Individual Task(s)

- 071-326-5775(SL4) Coordinate With an Adjacent Platoon
- 071-430-0006(SL4) Conduct a Defense by a Platoon
- 805C-PAD-1001(SL4) Prepare a Standing Operating Procedure (SOP)

34-5-0804

Conduct Voice Communications Intercept or Radio Direction Finding (RDF) Using the Prophet (AN/PRD-13(V)2)

Enlisted MOS: 98G

Skill Level: 1

Individual Task(s)

- 301-98G-1350 Maintain Individual Foreign Language Proficiency to Meet Army Standards

Enlisted MOS: COM

Skill Level: 1

Individual Task(s)

- 113-571-1023(SL1) Prepare a Written Message in USMTF Format
- 113-600-2001(SL1) Communicate Via a Tactical Telephone
- 113-637-2001(SL1) Communicate Via a Tactical Radio
- 191-376-4114(SL1) Control Entry to and Exit From a Restricted Area
- 301-371-1000(SL1) Report Intelligence Information
- 301-371-1050(SL1) Implement Operations Security (OPSEC) Measures
- 301-371-1052(SL1) Protect Classified Information and Material

Enlisted MOS: COM

Skill Level: 3

Individual Task(s)

- 301-371-1150(SL3) Identify Intelligence and Electronic Warfare (IEW) Assets
- 805C-PAD-3591(SL3) Protect Classified Information and Materials
- 805C-PAD-3594(SL3) Store Classified Information and Materials

Enlisted MOS: COM

Skill Level: 4

Individual Task(s)

- 071-326-5775(SL4) Coordinate With an Adjacent Platoon

34-5-0805 Conduct HF or VHF Electronic Attack (EA) Operations Using AN/TLQ-17A(V)3

Enlisted MOS: COM

Skill Level: 1

Individual Task(s)

- 113-571-1023(SL1) Prepare a Written Message in USMTF Format
- 113-600-2001(SL1) Communicate Via a Tactical Telephone
- 113-637-2001(SL1) Communicate Via a Tactical Radio
- 301-371-1000(SL1) Report Intelligence Information
- 301-371-1050(SL1) Implement Operations Security (OPSEC) Measures
- 301-371-1052(SL1) Protect Classified Information and Material

Enlisted MOS: COM

Skill Level: 3

Individual Task(s)

- 301-371-1150(SL3) Identify Intelligence and Electronic Warfare (IEW) Assets
- 805C-PAD-3591(SL3) Protect Classified Information and Materials
- 805C-PAD-3594(SL3) Store Classified Information and Materials

Enlisted MOS: COM

Skill Level: 4

Individual Task(s)

- 071-326-5775(SL4) Coordinate With an Adjacent Platoon

34-5-0806

Perform Limited Analysis of Reported Information

Enlisted MOS: 96B

Skill Level: 1

Individual Task(s)

- 301-96B-1104 Gather Information for Intelligence Reports

Enlisted MOS: 96B

Skill Level: 2

Individual Task(s)

- 301-96B-2101 Review Preparation of Intelligence Reports
- 301-96B-2451 Write an Analytical Paper

Enlisted MOS: COM

Skill Level: 1

Individual Task(s)

- 113-571-1023(SL1) Prepare a Written Message in USMTF Format
- 113-600-2001(SL1) Communicate Via a Tactical Telephone
- 113-637-2001(SL1) Communicate Via a Tactical Radio
- 301-371-1000(SL1) Report Intelligence Information
- 301-371-1050(SL1) Implement Operations Security (OPSEC) Measures
- 301-371-1052(SL1) Protect Classified Information and Material

Enlisted MOS: COM

Skill Level: 2

Individual Task(s)

- 071-329-1019(SL2) Use a Map Overlay

Enlisted MOS: COM

Skill Level: 3

Individual Task(s)

- 071-332-5000(SL3) Prepare an Operation Overlay
- 071-332-5021(SL3) Prepare a Situation Map
- 301-371-1150(SL3) Identify Intelligence and Electronic Warfare (IEW) Assets
- 805C-PAD-3591(SL3) Protect Classified Information and Materials
- 805C-PAD-3594(SL3) Store Classified Information and Materials

34-5-0913

Prepare for Counterintelligence Operations

Enlisted MOS: 97B

Skill Level: 1

Individual Task(s)

- 301-348-6001 Protect Classified Information and Material
- 301-S97-1000 Conduct Directed Research
- 301-S97-1101 Conduct a Military Briefing
- 301-S97-1350 Prepare Intelligence Information Reports (IIR)
- 301-S97-1351 Prepare a Contact Report
- 301-S97-1451 Exploit Open Source Material
- 301-S97-6001 Utilize Intelligence Contingency Funds (ICF)
- 301-S97-6002 Apply Principles of Military Intelligence (MI) Law to Collection Activities.
- 301-S97-6007 Set Up, Operate, and Maintain a Counterintelligence HUMINT Automated Tools Set (CHATS)
- 301-S97-6008 Operate a Counterintelligence HUMINT Automated Tool Set (CHATS)
- 301-S97-6020 Conduct an Area Assessment
- 301-S97-6024 Prepare a Lead Development Report
- 301-S97-6051 Conduct Required Coordination
- 301-S97-6101 Elicit Potential Intelligence Information
- 301-S97-6200 Develop a Communications Plan
- 301-S97-6352 Maintain a Source Dossier

Enlisted MOS: 97B

Skill Level: 3

Individual Task(s)

- 301-97B-2052 Prepare a Counterintelligence (CI) Estimate
- 301-97B-3103 Review Counterintelligence (CI) Reports
- 301-S97-6300 Spot a Source
- 301-S97-6303 Assess the Source
- 301-S97-6305 Recruit the Source

Enlisted MOS: 97E

Skill Level: 1

Individual Task(s)

- 301-348-6001 Protect Classified Information and Material
- 301-S97-6051 Conduct Required Coordination
- 301-S97-6101 Elicit Potential Intelligence Information
- 301-S97-6200 Develop a Communications Plan
- 301-S97-6352 Maintain a Source Dossier

Enlisted MOS: 97E

Skill Level: 3

Individual Task(s)

- 301-S97-6300 Spot a Source
- 301-S97-6303 Assess the Source
- 301-S97-6305 Recruit the Source

Enlisted MOS: COM

Skill Level: 1

Individual Task(s)

- 071-329-1000 Identify Topographic Symbols on a Military Map
- 071-329-1001 Identify Terrain Features on a Map
- 071-329-1008 Measure Distance on a Map
- 113-637-2001(SL1) Communicate Via a Tactical Radio
- 181-105-1001(SL1) Comply With the Law of War and the Geneva and Hague Conventions

Enlisted MOS: COM	Skill Level: 2
Individual Task(s)	
071-329-1004	Determine the Elevation of a Point on the Ground Using a Map
071-329-1009	Convert Azimuths
071-329-1014	Locate an Unknown Point on a Map and on the Ground by Intersection
071-329-1015	Locate an Unknown Point on a Map and on the Ground by Resection
071-329-1019(SL2)	Use a Map Overlay
181-105-2001(SL2)	Enforce the Law of War and the Geneva and Hague Conventions
181-105-2002(SL2)	Conduct Combat Operations According to the Law of War
Enlisted MOS: COM	Skill Level: 3
Individual Task(s)	
071-332-5000(SL3)	Prepare an Operation Overlay
34-5-0914	Deploy Counterintelligence Team
Enlisted MOS: 97B	Skill Level: 1
Individual Task(s)	
301-97B-1250	Assist in Counterintelligence (CI) Screening Operations
301-S97-6005	Use an Interpreter
301-S97-6007	Set Up, Operate, and Maintain a Counterintelligence HUMINT Automated Tools Set (CHATS)
301-S97-6008	Operate a Counterintelligence HUMINT Automated Tool Set (CHATS)
301-S97-6051	Conduct Required Coordination
Enlisted MOS: 97E	Skill Level: 1
Individual Task(s)	
301-S97-6005	Use an Interpreter
301-S97-6007	Set Up, Operate, and Maintain a Counterintelligence HUMINT Automated Tools Set (CHATS)
301-S97-6051	Conduct Required Coordination
Enlisted MOS: COM	Skill Level: 1
Individual Task(s)	
071-329-1006(SL1)	Navigate From One Point on the Ground to Another Point While Dismounted
071-329-1030(SL1)	Navigate From One Point on the Ground to Another Point While Mounted
113-637-2001(SL1)	Communicate Via a Tactical Radio
Enlisted MOS: COM	Skill Level: 2
Individual Task(s)	
071-326-5505(SL2)	Issue an Oral Operation Order
071-329-1011	Orient a Map Using a Compass
091-CLT-4029(SL2)	Supervise Preventive Maintenance Checks and Services (PMCS)
Enlisted MOS: COM	Skill Level: 4
Individual Task(s)	
091-CLT-3009(SL4)	Supervise Maintenance Operations
34-5-0915	Perform Counterintelligence Operations
Enlisted MOS: 97B	Skill Level: 1
Individual Task(s)	
301-97B-1202	Conduct a Walk-In Source Interview

301-97B-1204	Conduct a Source/Witness Interview
301-97B-1205	Obtain a Sworn Statement
301-97B-1206	Prepare an Initial SAEDA Memorandum
301-97B-1207	Prepare an Investigative Memorandum for Record (IMFR)
301-97B-1250	Assist in Counterintelligence (CI) Screening Operations
301-S97-1002	Exploit Dispositions
301-S97-1050	Develop a Time Event Chart (TEC)
301-S97-1051	Develop an Association Matrix
301-S97-1052	Develop an Activity Matrix
301-S97-1053	Construct a Link Diagram
301-S97-1350	Prepare Intelligence Information Reports (IIR)
301-S97-1351	Prepare a Contact Report
301-S97-1403	Maintain a Threat Database
301-S97-1451	Exploit Open Source Material
301-S97-6001	Utilize Intelligence Contingency Funds (ICF)
301-S97-6003	Apply the Laws of Land Warfare to Collection Operations
301-S97-6004	Conduct Basic Questioning
301-S97-6005	Use an Interpreter
301-S97-6006	Identify Information of Intelligence Value
301-S97-6007	Set Up, Operate, and Maintain a Counterintelligence HUMINT Automated Tools Set (CHATS)
301-S97-6008	Operate a Counterintelligence HUMINT Automated Tool Set (CHATS)
301-S97-6009	Maintain the Counterintelligence HUMINT Automated Tool Set (CHATS)
301-S97-6101	Elicit Potential Intelligence Information

Enlisted MOS: 97B

Skill Level: 2

Individual Task(s)

301-96B-2350

Establish Intelligence Database(s)

Enlisted MOS: 97B

Skill Level: 3

Individual Task(s)

301-97B-2052

Prepare a Counterintelligence (CI) Estimate

301-97B-3103

Review Counterintelligence (CI) Reports

301-S97-3100

Review the Intelligence Portion of a Threat Assessment (TA)

Enlisted MOS: 97B

Skill Level: 4

Individual Task(s)

301-S97-6015

Supervise Source Operations to Include Counterintelligence Force Protection Source Operations (CFSO)

Enlisted MOS: 97E

Skill Level: 1

Individual Task(s)

301-S97-1002

Exploit Dispositions

301-S97-1050

Develop a Time Event Chart (TEC)

301-S97-1051

Develop an Association Matrix

301-S97-1052

Develop an Activity Matrix

301-S97-1053

Construct a Link Diagram

301-S97-1350

Prepare Intelligence Information Reports (IIR)

301-S97-1351

Prepare a Contact Report

301-S97-1403

Maintain a Threat Database

301-S97-6004

Conduct Basic Questioning

301-S97-6005

Use an Interpreter

301-S97-6007

Set Up, Operate, and Maintain a Counterintelligence HUMINT Automated Tools Set (CHATS)

301-S97-6101	Elicit Potential Intelligence Information
Enlisted MOS: 97E	Skill Level: 2
Individual Task(s)	
301-96B-2350	Establish Intelligence Database(s)
Enlisted MOS: 97E	Skill Level: 3
Individual Task(s)	
301-S97-3100	Review the Intelligence Portion of a Threat Assessment (TA)
Enlisted MOS: 97E	Skill Level: 4
Individual Task(s)	
301-S97-6009	Maintain the Counterintelligence HUMINT Automated Tool Set (CHATS)
Enlisted MOS: COM	Skill Level: 1
Individual Task(s)	
301-371-1000(SL1)	Report Intelligence Information
301-371-1050(SL1)	Implement Operations Security (OPSEC) Measures
Enlisted MOS: COM	Skill Level: 2
Individual Task(s)	
071-329-1019(SL2)	Use a Map Overlay
Enlisted MOS: COM	Skill Level: 3
Individual Task(s)	
071-332-5000(SL3)	Prepare an Operation Overlay
071-332-5021(SL3)	Prepare a Situation Map
Enlisted MOS: COM	Skill Level: 4
Individual Task(s)	
159-200-2020(SL4)	Integrate Threat Capabilities Into Mission Planning
Officer MOS: COM	Skill Level: Pre-Commissioned
Individual Task(s)	
301-373-3159	Conduct CI Cordon and Search
34-5-0916	Redeploy Counterintelligence Team
Enlisted MOS: 97B	Skill Level: 1
Individual Task(s)	
301-S97-6007	Set Up, Operate, and Maintain a Counterintelligence HUMINT Automated Tools Set (CHATS)
301-S97-6051	Conduct Required Coordination
Enlisted MOS: 97B	Skill Level: 3
Individual Task(s)	
301-S97-6011	Perform Intelligence Funds Custodial Duties
Enlisted MOS: 97E	Skill Level: 1
Individual Task(s)	
301-S97-6007	Set Up, Operate, and Maintain a Counterintelligence HUMINT Automated Tools Set (CHATS)
301-S97-6051	Conduct Required Coordination

<p>Enlisted MOS: 97E Individual Task(s) 301-S97-6011</p>	<p>Skill Level: 3 Perform Intelligence Funds Custodial Duties</p>
<p>Enlisted MOS: COM Individual Task(s) 071-329-1030(SL1)</p>	<p>Skill Level: 1 Navigate From One Point on the Ground to Another Point While Mounted</p>
<p>Enlisted MOS: COM Individual Task(s) 091-CLT-4029(SL2) 101-92Y-0006(SL2)</p>	<p>Skill Level: 2 Supervise Preventive Maintenance Checks and Services (PMCS) Inspect Equipment for Accountability, Cleanliness, and Serviceability</p>
<p>Enlisted MOS: COM Individual Task(s) 071-326-5805(SL3)</p>	<p>Skill Level: 3 Conduct a Route Reconnaissance Mission</p>
<p>Enlisted MOS: COM Individual Task(s) 091-CLT-3009(SL4)</p>	<p>Skill Level: 4 Supervise Maintenance Operations</p>
<p>34-5-1117</p>	<p>Break Contact</p>
<p>Enlisted MOS: COM Individual Task(s) 071-008-0007(SL1)</p>	<p>Skill Level: 1 Engage Targets With an M16A1 or M16A2 Rifle Using an AN/PAS-13 Series Thermal Sight</p>
<p>071-311-2025(SL1)</p>	<p>Maintain an M16A1 or M16A2 Rifle</p>
<p>071-311-2125(SL1)</p>	<p>Maintain an M203 Grenade Launcher</p>
<p>071-311-2127(SL1)</p>	<p>Load an M203 Grenade Launcher</p>
<p>071-311-2128(SL1)</p>	<p>Unload an M203 Grenade Launcher</p>
<p>071-311-2129(SL1)</p>	<p>Correct Malfunctions of an M203 Grenade Launcher</p>
<p>071-311-2130(SL1)</p>	<p>Engage Targets With an M203 Grenade Launcher</p>
<p>071-312-3007(SL1)</p>	<p>Prepare a Range Card for an M60 Machine Gun</p>
<p>071-312-3025(SL1)</p>	<p>Maintain an M60 Machine Gun</p>
<p>071-312-3027(SL1)</p>	<p>Load an M60 Machine Gun</p>
<p>071-312-3028(SL1)</p>	<p>Unload an M60 Machine Gun</p>
<p>071-312-3031(SL1)</p>	<p>Engage Targets With an M60 Machine Gun</p>
<p>071-315-2308(SL1)</p>	<p>Engage Targets With an M16A1 or M16A2 Rifle Using a Night Vision Sight AN/PVS-4</p>
<p>071-325-4401(SL1)</p>	<p>Perform Safety Checks on Hand Grenades</p>
<p>071-325-4407(SL1)</p>	<p>Employ Hand Grenades</p>
<p>071-326-0502(SL1)</p>	<p>Move Under Direct Fire</p>
<p>071-326-0503(SL1)</p>	<p>Move Over, Through, or Around Obstacles (Except Minefields)</p>
<p>071-326-0510(SL1)</p>	<p>React to Indirect Fire While Dismounted</p>
<p>071-326-0513(SL1)</p>	<p>Select Temporary Fighting Positions</p>
<p>071-329-1006(SL1)</p>	<p>Navigate From One Point on the Ground to Another Point While Dismounted</p>
<p>181-105-1001(SL1)</p>	<p>Comply With the Law of War and the Geneva and Hague Conventions</p>
<p>Enlisted MOS: COM Individual Task(s) 061-283-6003(SL2)</p>	<p>Skill Level: 2 Adjust Indirect Fire</p>

101-92Y-0006(SL2)	Inspect Equipment for Accountability, Cleanliness, and Serviceability
181-105-2001(SL2)	Enforce the Law of War and the Geneva and Hague Conventions
181-105-2002(SL2)	Conduct Combat Operations According to the Law of War
805C-PAD-2461(SL2)	Maintain Accountability of Personnel (Status Report)
Enlisted MOS: COM	Skill Level: 3
Individual Task(s)	
071-326-5805(SL3)	Conduct a Route Reconnaissance Mission
Enlisted MOS: COM	Skill Level: 4
Individual Task(s)	
071-326-5775(SL4)	Coordinate With an Adjacent Platoon
43-2-C336.34-0001	Conduct Company-Level Maintenance Operations [for Unit without a Maintenance Element]
Enlisted MOS: COM	Skill Level: 2
Individual Task(s)	
091-CLT-4029(SL2)	Supervise Preventive Maintenance Checks and Services (PMCS)
850-001-2000(SL2)	Employ Accident Prevention Measures and Risk Management Process
Enlisted MOS: COM	Skill Level: 3
Individual Task(s)	
850-001-3001(SL3)	Control Mission Safety Hazard
Enlisted MOS: COM	Skill Level: 4
Individual Task(s)	
091-CLT-3009(SL4)	Supervise Maintenance Operations
850-001-4001(SL4)	Integrate Risk Management Into Platoon
44-3-C220.34-0001	Use Passive Air Defense Measures
Enlisted MOS: COM	Skill Level: 1
Individual Task(s)	
052-191-1361(SL1)	Camouflage Yourself and Your Individual Equipment
052-191-1362(SL1)	Camouflage Equipment
071-326-5703(SL1)	Construct Individual Fighting Positions
071-331-0804(SL1)	Perform Surveillance Without the Aid of Electronic Devices
071-331-0815(SL1)	Practice Noise, Light, and Litter Discipline
113-637-2001(SL1)	Communicate Via a Tactical Radio
Enlisted MOS: COM	Skill Level: 2
Individual Task(s)	
071-326-5704(SL2)	Supervise Construction of a Fighting Position
071-326-5705(SL2)	Establish an Observation Post
850-001-2000(SL2)	Employ Accident Prevention Measures and Risk Management Process
Enlisted MOS: COM	Skill Level: 3
Individual Task(s)	
071-326-3013(SL3)	Conduct a Tactical Road March
850-001-3001(SL3)	Control Mission Safety Hazard
Enlisted MOS: COM	Skill Level: 4
Individual Task(s)	
850-001-4001(SL4)	Integrate Risk Management Into Platoon

44-3-C221.34-0001**Take Active Combined Arms Air Defense Measures Against Hostile Aerial Platforms****Enlisted MOS: COM****Skill Level: 1****Individual Task(s)**

071-008-0007(SL1)	Engage Targets With an M16A1 or M16A2 Rifle Using an AN/PAS-13 Series Thermal Sight
071-010-0006(SL1)	Engage Targets With an M249 Machine Gun
071-022-0003(SL1)	Load a Caliber .50 M2 Machine Gun
071-100-0003(SL1)	Engage Targets With an M4 or M4A1 Carbine
071-100-0006(SL1)	Load an M4 or M4A1 Carbine
071-312-4027(SL1)	Load an M249 Machine Gun
071-313-3454(SL1)	Engage Targets With a Caliber .50 M2 Machine Gun
071-315-2308(SL1)	Engage Targets With an M16A1 or M16A2 Rifle Using a Night Vision Sight AN/PVS-4
071-326-0513(SL1)	Select Temporary Fighting Positions
071-331-0804(SL1)	Perform Surveillance Without the Aid of Electronic Devices
113-637-2001(SL1)	Communicate Via a Tactical Radio

Enlisted MOS: COM**Skill Level: 2****Individual Task(s)**

441-091-2000(SL2)	Defend Against Air Attack (Active)
805C-PAD-2060(SL2)	Report Casualties
850-001-2000(SL2)	Employ Accident Prevention Measures and Risk Management Process

Enlisted MOS: COM**Skill Level: 3****Individual Task(s)**

071-326-3013(SL3)	Conduct a Tactical Road March
071-410-0019(SL3)	Control Organic Fires
850-001-3001(SL3)	Control Mission Safety Hazard

Enlisted MOS: COM**Skill Level: 4****Individual Task(s)**

850-001-4001(SL4)	Integrate Risk Management Into Platoon
-------------------	--

55-2-C324.34-0001**Conduct a Convoy****Enlisted MOS: COM****Skill Level: 1****Individual Task(s)**

071-329-1030(SL1)	Navigate From One Point on the Ground to Another Point While Mounted
071-710-0006(SL1)	Plan Use of Night Vision Devices
113-637-2001(SL1)	Communicate Via a Tactical Radio
551-88M-0005(SL1)	Operate a Vehicle in a Convoy

Enlisted MOS: COM**Skill Level: 2****Individual Task(s)**

031-503-3008(SL2)	Implement Mission-Oriented Protective Posture
071-326-5502(SL2)	Issue a Fragmentary Order
071-326-5503(SL2)	Issue a Warning Order
071-326-5505(SL2)	Issue an Oral Operation Order
091-CLT-4029(SL2)	Supervise Preventive Maintenance Checks and Services (PMCS)
850-001-2000(SL2)	Employ Accident Prevention Measures and Risk Management Process

Enlisted MOS: COM	Skill Level: 3
Individual Task(s)	
071-326-5805(SL3)	Conduct a Route Reconnaissance Mission
441-091-3000(SL3)	Supervise the Implementation of Air Defense Measures
551-88M-0001(SL3)	Lead a Convoy Serial/March Unit
850-001-3001(SL3)	Control Mission Safety Hazard
Enlisted MOS: COM	Skill Level: 4
Individual Task(s)	
151-357-0001(SL4)	Supervise CSS Functions During Platoon Operations
551-721-4326(SL4)	Perform Duties as Convoy Commander
850-001-4001(SL4)	Integrate Risk Management Into Platoon
55-2-C325.34-0001	Receive External Sling Load Resupply
Enlisted MOS: COM	Skill Level: 2
Individual Task(s)	
850-001-2000(SL2)	Employ Accident Prevention Measures and Risk Management Process
Enlisted MOS: COM	Skill Level: 3
Individual Task(s)	
101-92Y-0002(SL3)	Plan Tactical Resupply Operations
850-001-3001(SL3)	Control Mission Safety Hazard
Enlisted MOS: COM	Skill Level: 4
Individual Task(s)	
101-92Y-0001(SL4)	Supervise Supply Activities
151-357-0001(SL4)	Supervise CSS Functions During Platoon Operations
850-001-4001(SL4)	Integrate Risk Management Into Platoon
63-2-8001.34-0001	Perform Deployment Alert Activities
Enlisted MOS: COM	Skill Level: 1
Individual Task(s)	
071-331-1004(SL1)	Perform Duty as a Guard
301-371-1050(SL1)	Implement Operations Security (OPSEC) Measures
Enlisted MOS: COM	Skill Level: 2
Individual Task(s)	
101-92Y-0006(SL2)	Inspect Equipment for Accountability, Cleanliness, and Serviceability
805C-PAD-2461(SL2)	Maintain Accountability of Personnel (Status Report)
850-001-2000(SL2)	Employ Accident Prevention Measures and Risk Management Process
Enlisted MOS: COM	Skill Level: 3
Individual Task(s)	
850-001-3001(SL3)	Control Mission Safety Hazard
Enlisted MOS: COM	Skill Level: 4
Individual Task(s)	
805C-PAD-1245(SL4)	Support Unit and Family Readiness Through the Army Family Team Building (AFTB) Program
805C-PAD-4357(SL4)	Manage Subordinate Soldier's Deployment Requirements
850-001-4001(SL4)	Integrate Risk Management Into Platoon

63-2-8002.34-0001	Perform Personnel and Administrative Predeployment Activities
Enlisted MOS: COM	Skill Level: 2
Individual Task(s)	
850-001-2000(SL2)	Employ Accident Prevention Measures and Risk Management Process
Enlisted MOS: COM	Skill Level: 3
Individual Task(s)	
850-001-3001(SL3)	Control Mission Safety Hazard
Enlisted MOS: COM	Skill Level: 4
Individual Task(s)	
805C-PAD-1245(SL4)	Support Unit and Family Readiness Through the Army Family Team Building (AFTB) Program
805C-PAD-4357(SL4)	Manage Subordinate Soldier's Deployment Requirements
850-001-4001(SL4)	Integrate Risk Management Into Platoon
63-2-8003.34-0001	Perform Predeployment Training Activities
Enlisted MOS: COM	Skill Level: 2
Individual Task(s)	
850-001-2000(SL2)	Employ Accident Prevention Measures and Risk Management Process
Enlisted MOS: COM	Skill Level: 3
Individual Task(s)	
850-001-3001(SL3)	Control Mission Safety Hazard
Enlisted MOS: COM	Skill Level: 4
Individual Task(s)	
850-001-4001(SL4)	Integrate Risk Management Into Platoon
63-2-8004.34-0001	Perform Predeployment Supply Activities
Enlisted MOS: COM	Skill Level: 2
Individual Task(s)	
850-001-2000(SL2)	Employ Accident Prevention Measures and Risk Management Process
Enlisted MOS: COM	Skill Level: 3
Individual Task(s)	
850-001-3001(SL3)	Control Mission Safety Hazard
Enlisted MOS: COM	Skill Level: 4
Individual Task(s)	
850-001-4001(SL4)	Integrate Risk Management Into Platoon
63-2-8005.34-0001	Perform Predeployment Maintenance Activities
Enlisted MOS: COM	Skill Level: 2
Individual Task(s)	
091-CLT-4029(SL2)	Supervise Preventive Maintenance Checks and Services (PMCS)
850-001-2000(SL2)	Employ Accident Prevention Measures and Risk Management Process
Enlisted MOS: COM	Skill Level: 3
Individual Task(s)	
850-001-3001(SL3)	Control Mission Safety Hazard

<p>Enlisted MOS: COM Individual Task(s) 091-CLT-3009(SL4) 850-001-4001(SL4)</p>	<p>Skill Level: 4 Supervise Maintenance Operations Integrate Risk Management Into Platoon</p>
63-2-8006.34-0001	
<p>Enlisted MOS: COM Individual Task(s) 551-88N-0002(SL2) 850-001-2000(SL2)</p>	<p>Prepare Vehicles and Equipment for Deployment Skill Level: 2 Prepare for Unit Movement Employ Accident Prevention Measures and Risk Management Process</p>
<p>Enlisted MOS: COM Individual Task(s) 551-88N-0004(SL3) 850-001-3001(SL3)</p>	<p>Skill Level: 3 Coordinate Unit Movement Control Mission Safety Hazard</p>
<p>Enlisted MOS: COM Individual Task(s) 551-88N-0003(SL4) 850-001-4001(SL4)</p>	<p>Skill Level: 4 Plan Unit Move Integrate Risk Management Into Platoon</p>
63-2-8007.34-0001	
<p>Enlisted MOS: COM Individual Task(s) 071-329-1030(SL1) 551-88M-0005(SL1)</p>	<p>Prepare Unit for Nontactical Move Skill Level: 1 Navigate From One Point on the Ground to Another Point While Mounted Operate a Vehicle in a Convoy</p>
<p>Enlisted MOS: COM Individual Task(s) 091-CLT-4029(SL2) 101-92Y-0006(SL2) 191-379-4407(SL2) 191-379-4412(SL2) 551-88N-0002(SL2) 850-001-2000(SL2)</p>	<p>Skill Level: 2 Supervise Preventive Maintenance Checks and Services (PMCS) Inspect Equipment for Accountability, Cleanliness, and Serviceability Plan Convoy Security Operations Plan Straggler Control Operations Prepare for Unit Movement Employ Accident Prevention Measures and Risk Management Process</p>
<p>Enlisted MOS: COM Individual Task(s) 551-88M-0001(SL3) 551-88N-0004(SL3) 850-001-3001(SL3)</p>	<p>Skill Level: 3 Lead a Convoy Serial/March Unit Coordinate Unit Movement Control Mission Safety Hazard</p>
<p>Enlisted MOS: COM Individual Task(s) 091-CLT-3009(SL4) 551-721-4326(SL4) 551-88N-0003(SL4) 850-001-4001(SL4)</p>	<p>Skill Level: 4 Supervise Maintenance Operations Perform Duties as Convoy Commander Plan Unit Move Integrate Risk Management Into Platoon</p>

63-2-8008.34-0001

Conduct Nontactical Road March

Enlisted MOS: COM

Skill Level: 1

- Individual Task(s)**
 071-329-1030(SL1)
 113-637-2001(SL1)
 551-88M-0005(SL1)

- Navigate From One Point on the Ground to Another Point While Mounted
 Communicate Via a Tactical Radio
 Operate a Vehicle in a Convoy

Enlisted MOS: COM

Skill Level: 2

- Individual Task(s)**
 091-CLT-4029(SL2)
 191-376-4110(SL2)
 191-379-4407(SL2)
 191-379-4412(SL2)
 850-001-2000(SL2)

- Supervise Preventive Maintenance Checks and Services (PMCS)
 Provide In-Transit Security
 Plan Convoy Security Operations
 Plan Straggler Control Operations
 Employ Accident Prevention Measures and Risk Management Process

Enlisted MOS: COM

Skill Level: 3

- Individual Task(s)**
 551-88M-0001(SL3)
 850-001-3001(SL3)

- Lead a Convoy Serial/March Unit
 Control Mission Safety Hazard

Enlisted MOS: COM

Skill Level: 4

- Individual Task(s)**
 091-CLT-3009(SL4)
 551-721-4326(SL4)
 850-001-4001(SL4)

- Supervise Maintenance Operations
 Perform Duties as Convoy Commander
 Integrate Risk Management Into Platoon

63-2-8009.34-0001

Perform Seaport of Embarkation Activities for Deployment

Enlisted MOS: COM

Skill Level: 2

- Individual Task(s)**
 101-92Y-0006(SL2)
 551-88N-0002(SL2)
 850-001-2000(SL2)

- Inspect Equipment for Accountability, Cleanliness, and Serviceability
 Prepare for Unit Movement
 Employ Accident Prevention Measures and Risk Management Process

Enlisted MOS: COM

Skill Level: 3

- Individual Task(s)**
 551-88N-0004(SL3)
 850-001-3001(SL3)

- Coordinate Unit Movement
 Control Mission Safety Hazard

Enlisted MOS: COM

Skill Level: 4

- Individual Task(s)**
 850-001-4001(SL4)

- Integrate Risk Management Into Platoon

63-2-8010.34-0001

Perform Aerial Port of Embarkation Activities for Deployment

Enlisted MOS: COM

Skill Level: 2

- Individual Task(s)**
 101-92Y-0006(SL2)
 551-88N-0002(SL2)
 850-001-2000(SL2)

- Inspect Equipment for Accountability, Cleanliness, and Serviceability
 Prepare for Unit Movement
 Employ Accident Prevention Measures and Risk Management Process

Enlisted MOS: COM	Skill Level: 3
Individual Task(s)	
551-88N-0004(SL3)	Coordinate Unit Movement
850-001-3001(SL3)	Control Mission Safety Hazard
Enlisted MOS: COM	Skill Level: 4
Individual Task(s)	
551-88N-0003(SL4)	Plan Unit Move
850-001-4001(SL4)	Integrate Risk Management Into Platoon
63-2-8011.34-0001	Perform Aerial Port of Debarkation Activities for Deployment
Enlisted MOS: COM	Skill Level: 2
Individual Task(s)	
101-92Y-0006(SL2)	Inspect Equipment for Accountability, Cleanliness, and Serviceability
551-88N-0002(SL2)	Prepare for Unit Movement
850-001-2000(SL2)	Employ Accident Prevention Measures and Risk Management Process
Enlisted MOS: COM	Skill Level: 3
Individual Task(s)	
551-88N-0004(SL3)	Coordinate Unit Movement
850-001-3001(SL3)	Control Mission Safety Hazard
Enlisted MOS: COM	Skill Level: 4
Individual Task(s)	
850-001-4001(SL4)	Integrate Risk Management Into Platoon
63-2-8012.34-0001	Perform Seaport of Debarkation Activities for Deployment
Enlisted MOS: COM	Skill Level: 2
Individual Task(s)	
101-92Y-0006(SL2)	Inspect Equipment for Accountability, Cleanliness, and Serviceability
551-88N-0002(SL2)	Prepare for Unit Movement
Enlisted MOS: COM	Skill Level: 3
Individual Task(s)	
551-88N-0004(SL3)	Coordinate Unit Movement
63-2-8013.34-0001	Prepare Equipment Reception Team for Tactical Road March
Enlisted MOS: COM	Skill Level: 2
Individual Task(s)	
551-88N-0002(SL2)	Prepare for Unit Movement
850-001-2000(SL2)	Employ Accident Prevention Measures and Risk Management Process
Enlisted MOS: COM	Skill Level: 3
Individual Task(s)	
551-88N-0004(SL3)	Coordinate Unit Movement
63-2-8014.34-0001	Perform Redeployment Personnel and Administrative Actions
Enlisted MOS: COM	Skill Level: 2
Individual Task(s)	
805C-PAD-2044(SL2)	Recommend Individual for Award and/or Decoration
805C-PAD-2461(SL2)	Maintain Accountability of Personnel (Status Report)

63-2-8015.34-0001	Perform Redeployment Training Activities
Enlisted MOS: COM	Skill Level: 2
Individual Task(s)	
805C-PAD-2461(SL2)	Maintain Accountability of Personnel (Status Report)
Enlisted MOS: COM	Skill Level: 4
Individual Task(s)	
805C-PAD-1245(SL4)	Support Unit and Family Readiness Through the Army Family Team Building (AFTB) Program
63-2-8016.34-0001	Perform Redeployment Supply Activities
Enlisted MOS: COM	Skill Level: 2
Individual Task(s)	
091-CLT-4029(SL2)	Supervise Preventive Maintenance Checks and Services (PMCS)
Enlisted MOS: COM	Skill Level: 4
Individual Task(s)	
091-CLT-3009(SL4)	Supervise Maintenance Operations
101-92Y-0001(SL4)	Supervise Supply Activities
63-2-8017.34-0001	Perform Redeployment Maintenance Activities
Enlisted MOS: COM	Skill Level: 2
Individual Task(s)	
091-CLT-4029(SL2)	Supervise Preventive Maintenance Checks and Services (PMCS)
850-001-2000(SL2)	Employ Accident Prevention Measures and Risk Management Process
Enlisted MOS: COM	Skill Level: 4
Individual Task(s)	
091-CLT-3009(SL4)	Supervise Maintenance Operations
63-2-8018.34-0001	Prepare Vehicles and Equipment for Redeployment
Enlisted MOS: COM	Skill Level: 2
Individual Task(s)	
091-CLT-4029(SL2)	Supervise Preventive Maintenance Checks and Services (PMCS)
101-92Y-0006(SL2)	Inspect Equipment for Accountability, Cleanliness, and Serviceability
850-001-2000(SL2)	Employ Accident Prevention Measures and Risk Management Process
Enlisted MOS: COM	Skill Level: 4
Individual Task(s)	
091-CLT-3009(SL4)	Supervise Maintenance Operations
63-2-8019.34-0001	Perform Seaport of Embarkation Activities for Redeployment
Enlisted MOS: COM	Skill Level: 2
Individual Task(s)	
091-CLT-4029(SL2)	Supervise Preventive Maintenance Checks and Services (PMCS)
101-92Y-0004(SL2)	Enforce Property Accountability Policies
101-92Y-0005(SL2)	Enforce Compliance With Property Accountability Policies
101-92Y-0006(SL2)	Inspect Equipment for Accountability, Cleanliness, and Serviceability
850-001-2000(SL2)	Employ Accident Prevention Measures and Risk Management Process

Enlisted MOS: COM	Skill Level: 3
Individual Task(s) 850-001-3001(SL3)	Control Mission Safety Hazard
Enlisted MOS: COM	Skill Level: 4
Individual Task(s) 091-CLT-3009(SL4) 850-001-4001(SL4)	Supervise Maintenance Operations Integrate Risk Management Into Platoon
63-2-8020.34-0001	Perform Aerial Port of Embarkation Activities for Redeployment
Enlisted MOS: COM	Skill Level: 2
Individual Task(s) 091-CLT-4029(SL2) 850-001-2000(SL2)	Supervise Preventive Maintenance Checks and Services (PMCS) Employ Accident Prevention Measures and Risk Management Process
Enlisted MOS: COM	Skill Level: 3
Individual Task(s) 551-88N-0004(SL3) 850-001-3001(SL3)	Coordinate Unit Movement Control Mission Safety Hazard
Enlisted MOS: COM	Skill Level: 4
Individual Task(s) 091-CLT-3009(SL4) 850-001-4001(SL4)	Supervise Maintenance Operations Integrate Risk Management Into Platoon
63-2-8021.34-0001	Perform Aerial Port of Debarkation Activities for Redeployment
Enlisted MOS: COM	Skill Level: 2
Individual Task(s) 101-92Y-0006(SL2) 551-88N-0002(SL2) 850-001-2000(SL2)	Inspect Equipment for Accountability, Cleanliness, and Serviceability Prepare for Unit Movement Employ Accident Prevention Measures and Risk Management Process
Enlisted MOS: COM	Skill Level: 3
Individual Task(s) 551-88N-0004(SL3) 850-001-3001(SL3)	Coordinate Unit Movement Control Mission Safety Hazard
Enlisted MOS: COM	Skill Level: 4
Individual Task(s) 850-001-4001(SL4)	Integrate Risk Management Into Platoon
63-2-8022.34-0001	Perform Home Station Activities
Enlisted MOS: COM	Skill Level: 2
Individual Task(s) 091-CLT-4029(SL2) 101-92Y-0004(SL2) 101-92Y-0005(SL2) 101-92Y-0006(SL2) 63-2-8023.34-0001	Supervise Preventive Maintenance Checks and Services (PMCS) Enforce Property Accountability Policies Enforce Compliance With Property Accountability Policies Inspect Equipment for Accountability, Cleanliness, and Serviceability Perform Seaport of Debarkation Activities for Redeployment

Enlisted MOS: COM

Skill Level: 2

Individual Task(s)

101-92Y-0006(SL2)
 551-88N-0002(SL2)
 850-001-2000(SL2)

Inspect Equipment for Accountability, Cleanliness, and Serviceability
 Prepare for Unit Movement
 Employ Accident Prevention Measures and Risk Management Process

Enlisted MOS: COM

Skill Level: 3

Individual Task(s)

551-88N-0004(SL3)
 850-001-3001(SL3)

Coordinate Unit Movement
 Control Mission Safety Hazard

Enlisted MOS: COM

Skill Level: 4

Individual Task(s)

850-001-4001(SL4)

Integrate Risk Management Into Platoon

63-2-8024.34-0001

Perform Demobilization Station Activities

Enlisted MOS: COM

Skill Level: 2

Individual Task(s)

101-92Y-0004(SL2)
 101-92Y-0006(SL2)
 551-88N-0002(SL2)
 805C-PAD-2461(SL2)

Enforce Property Accountability Policies
 Inspect Equipment for Accountability, Cleanliness, and Serviceability
 Prepare for Unit Movement
 Maintain Accountability of Personnel (Status Report)

Enlisted MOS: COM

Skill Level: 3

Individual Task(s)

551-88N-0004(SL3)

Coordinate Unit Movement

Enlisted MOS: COM

Skill Level: 4

Individual Task(s)

551-88N-0003(SL4)

Plan Unit Move

63-2-8025.34-0001

Conduct Integration Activities

Enlisted MOS: COM

Skill Level: 1

Individual Task(s)

113-637-2001(SL1)

Communicate Via a Tactical Radio

Enlisted MOS: COM

Skill Level: 2

Individual Task(s)

805C-PAD-2461(SL2)

Maintain Accountability of Personnel (Status Report)

Enlisted MOS: COM

Skill Level: 4

Individual Task(s)

151-357-0002(SL4)
 159-200-2020(SL4)

Coordinate Combat Service Support (CSS) Operations
 Integrate Threat Capabilities Into Mission Planning

63-2-8026.34-0001

Conduct Staging Activities

Enlisted MOS: COM

Skill Level: 1

Individual Task(s)

071-331-0815(SL1)

Practice Noise, Light, and Litter Discipline

Enlisted MOS: COM	Skill Level: 2
Individual Task(s) 805C-PAD-2461(SL2) 63-2-8027.34-0001	Maintain Accountability of Personnel (Status Report) Plan Unit Mobilization in a Peacetime Environment
Enlisted MOS: COM	Skill Level: 2
Individual Task(s) 551-88N-0002(SL2) 850-001-2000(SL2)	Prepare for Unit Movement Employ Accident Prevention Measures and Risk Management Process
Enlisted MOS: COM	Skill Level: 3
Individual Task(s) 551-88N-0004(SL3)	Coordinate Unit Movement
Enlisted MOS: COM	Skill Level: 4
Individual Task(s) 551-88N-0003(SL4) 850-001-4001(SL4)	Plan Unit Move Integrate Risk Management Into Platoon
63-2-8028.34-0001	Plan Unit Deployment Activities Upon Receipt of a Warning Order
Enlisted MOS: COM	Skill Level: 2
Individual Task(s) 101-92Y-0006(SL2) 551-88N-0002(SL2) 850-001-2000(SL2)	Inspect Equipment for Accountability, Cleanliness, and Serviceability Prepare for Unit Movement Employ Accident Prevention Measures and Risk Management Process
Enlisted MOS: COM	Skill Level: 3
Individual Task(s) 551-88N-0004(SL3)	Coordinate Unit Movement
Enlisted MOS: COM	Skill Level: 4
Individual Task(s) 101-92Y-0001(SL4) 551-88N-0003(SL4) 850-001-4001(SL4)	Supervise Supply Activities Plan Unit Move Integrate Risk Management Into Platoon
63-2-8029.34-0001	Plan Unit Redeployment
Enlisted MOS: COM	Skill Level: 2
Individual Task(s) 850-001-2000(SL2)	Employ Accident Prevention Measures and Risk Management Process
Enlisted MOS: COM	Skill Level: 3
Individual Task(s) 551-88N-0004(SL3) 850-001-3001(SL3)	Coordinate Unit Movement Control Mission Safety Hazard
Enlisted MOS: COM	Skill Level: 4
Individual Task(s) 551-88N-0003(SL4) 850-001-4001(SL4)	Plan Unit Move Integrate Risk Management Into Platoon

71-3-C231.34-0001

Perform Risk Management Procedures

Enlisted MOS: COM

Skill Level: 2

Individual Task(s)

850-001-2000(SL2)

Employ Accident Prevention Measures and Risk Management Process

Enlisted MOS: COM

Skill Level: 3

Individual Task(s)

850-001-3001(SL3)

Control Mission Safety Hazard

Enlisted MOS: COM

Skill Level: 4

Individual Task(s)

850-001-4001(SL4)

Integrate Risk Management Into Platoon

71-3-C232.34-0001

Maintain Operations Security

Enlisted MOS: COM

Skill Level: 1

Individual Task(s)

052-191-1361(SL1)

Camouflage Yourself and Your Individual Equipment

052-191-1362(SL1)

Camouflage Equipment

071-331-0815(SL1)

Practice Noise, Light, and Litter Discipline

113-637-2001(SL1)

Communicate Via a Tactical Radio

301-371-1050(SL1)

Implement Operations Security (OPSEC) Measures

Enlisted MOS: COM

Skill Level: 3

Individual Task(s)

052-195-3066(SL3)

Direct Construction of Nonexplosive Obstacles

551-88M-0001(SL3)

Lead a Convoy Serial/March Unit

Enlisted MOS: COM

Skill Level: 4

Individual Task(s)

551-721-4326(SL4)

Perform Duties as Convoy Commander

Chapter 3

Mission Outlines / Training Plans

3-1. General. The mission outline illustrates the relationships between the missions and their supporting tasks. The outline provides the trainer a diagram of the unit mission, examples of FTXs and STXs, and the collective tasks that compose them.

3-2. Long-Range Planning. Long-range planning allows commanders to provide timely input to the Army's various training resource systems and to provide a general direction for the training programs. The long-range plan consists of a calendar covering the planning period and the commander's formal guidance. To develop a long-range plan, the commander must first develop the unit's METL and conduct a training assessment. These two actions are the two principal inputs at the beginning of the planning process. FM 7-0, FM 7-1, and other manuals provide guidance on developing a unit's METL.

a. **Develop unit METL.** The first step in developing a METL is analyzing all specified and implied missions and other guidance. Next, the unit's wartime mission is restated. After analyzing the unit's missions and external directives, a list of tasks is identified that must be accomplished if the unit is to successfully accomplish its wartime mission. Subordinate commanders and key NCOs participate in selecting the tasks. The task list is developed using the missions contained in chapter 2 of the MTP, missions assigned to the company by contingency plans, and missions directed by higher headquarters' guidance. The commander reviews the task list and selects tasks essential to the unit's wartime mission. The selected tasks are forwarded to the next higher headquarters for approval. The tasks selected are the unit's METL (figure 3-1).

b. **Establish training objectives.** After the METL is identified, the commander establishes training objectives. The training objectives are conditions and standards that describe the situation or environment and ultimate outcome criteria the unit must meet to successfully perform the tasks. Training objectives and standards for the METL can be obtained from the MTP, STP, higher headquarters command guidance, and local SOP.

c. **Conduct training assessment.** The training assessment is the commander's continuous comparison of the unit's current proficiency with the proficiency required to fight and win on the battlefield. The commander, his staff, and subordinate commanders assess the organization's current proficiency on mission-essential tasks against the required standard. The commander then indicates the current proficiency by rating each task as "T" (Trained), "P" (Practice Needed), "U" (Untrained), or "?" (Unknown). The outcome of the training assessment identifies the unit's training requirements (table 3-1).

(1) INTELLIGENCE.
1. Develop intelligence estimates.
(2) MANEUVER.
1. Perform advance and quartering party activities.
2. Establish company command post.
3. Coordinate movement of subordinate elements.
4. Supervise establishment of subordinate elements and company headquarters.
5. Establish logistics operations centers and administrative areas.
(3) MOBILITY AND SURVIVABILITY.
1. Supervise operations security program.
2. Supervise nuclear, biological, and chemical (NBC) defense operations.
(4) COMBAT SERVICE SUPPORT (CSS).
1. Coordinate internal logistics.
2. Combat battlefield stress.
3. Perform risk management procedures.
4. Provide personnel service support.
5. Provide administrative service support.
6. Conduct command religious support program.
(5) COMMAND AND CONTROL (C2).
1. Conduct mission analysis.
2. Conduct intelligence preparation of the battlefield.
3. Formulate feasible courses of action (battalion intelligence officer/battalion operations officer (S2/S3) section).
4. Provide intelligence support (S2/S3 section).
5. Develop personnel estimate (adjutant (S1) section).
6. Develop logistics estimate.
7. Develop support operations estimate.
8. Develop supporting commander's operations estimate. Conduct hasty risk management (general assessment to support estimate).
9. Prepare OPLAN/OPORD and annexes. Conduct deliberate risk management (detailed assessment to support OPLAN/OPORD).
10. Develop road movement order.
11. Develop occupation plan.
12. Plan battalion area tactical operations.
13. Plan rear area operations.
14. Establish communications.
15. Maintain communications.
16. Provide command and control.
17. Operate base cluster operations.
18. Direct response to threat actions.
19. Direct area damage control operations.

Figure 3-1. Example of a Battalion METL

Table 3-1. Sample Commander's Training Assessment								
	Current Training Status Battlefield Operating Systems							Training Strategy
	Intel	Maneuver	Fire Support	Mobility & Survivability	Air Defense	CSS	C2	Overall
Mission-Essential Tasks								
Supervise operations security program	P	T	P	P	T	U	U	P
Coordinate internal logistics	P	T	T	P	U	T	T	T
Conduct mission analysis	U	P	T	T	T	P	T	T
Conduct intelligence preparation of the battlefield	?	U	?	?	?	?	?	?
Legend: T - Trained P - Practice Needed U - Untrained ? - Status Unknown								

d. Develop training strategy and commander's guidance. The training strategy is developed using the outcome from the training assessment. With the training strategy, the commander and his staff establish training priorities by determining the minimum frequency each mission essential task will be trained during the upcoming planning period. It includes the commander's guidance, which incorporates the commander's training vision. To develop unit goals, the commander must—

- (1) Review higher commander's goals.
- (2) Spell out in real-world terms what his unit will do to comply with the goals of higher commanders.
- (3) List in broad terms his own goals for the unit. Figure 3-2 provides a sample of battalion goals.

- | |
|---|
| <ul style="list-style-type: none"> • Attain and sustain proficiency in all MTP missions. • Maintain a 90 percent operational readiness (OR) rate. • Attain and sustain a 100 percent crew qualification. |
|---|

Figure 3-2. Example of Unit Goals

e. Establish training priorities. Priorities are established for training METL tasks based on training status, the criticality of the task, and the relative training emphasis the task should receive. Table 3-2 provides a sample training priority list.

Table 3-2. Example of a Training Priority List		
Task	Source	Training Priority
Conduct Mission Analysis	MTP	2
Formulate Feasible Courses of Action	MTP	3
Develop Intelligence Estimate	MTP	4
Develop Personnel Estimate	MTP	5
Command and Control	MTP	1

f. Prepare long-range planning calendar. The long-range planning calendar is the coordinating tool for long-range planning. It is structured by long-range training events to identify time periods available for training mission-essential tasks. The long-range planning calendar projects training events and activities of the unit for the upcoming 12 to 18 months. To prepare a long-range calendar, perform the following steps:

- (1) Select training events and activities to train the missions. At company level, the commander must choose events that will enable him to achieve his goals.
- (2) Assign time for subordinate platoons to train. Platoon leaders must be allowed to develop their training programs in support of the company training program.
- (3) Examine various training alternatives to make optimum use of the training support available to the unit. Available training resources must be compared against higher headquarters directed training events, battalion-directed training events, and subordinate-level projected training events.
- (4) Obtain logistical approval of long-range plans from the unit supply officer (S4).
- (5) Issue guidance. Training guidance is issued to the staff and subordinate units with the long-range training calendar. This training guidance supplements the long-range training calendar and generally includes—
 - (a) Training policies.
 - (b) Types of mandatory training.
 - (c) Training resource guidance.
 - (d) Quotas for centralized training (schools).
 - (e) Training goals.

3-3. Short-Range Planning. A short-range plan is prepared to address the immediate future (3 months). Short-range planning develops specific training objectives based on the goals and guidance prepared during long-range planning. The short-range plan adds more detail and may modify the long-range plan based on current assessments. Prepare the short-range plan using the following steps:

- a. Review the training program, current unit proficiency, resources, and training environment.
 - (1) Review the training program described in the long-range planning process. This review determines if assessments made during long-range planning are still valid.
 - (2) Review previous short-range planning calendars for training accomplished, training pre-empted, and lessons learned.
 - (3) Review current unit proficiency to update priorities.
 - (4) Review resources to determine if it is still possible to execute the program described on the long-range planning calendar.
 - (5) Review training environment again in this phase of planning because it takes on added importance as training events and activities approach. Factors that affect the training environment and that collectively impact on the training program are—
 - (a) Personnel assigned.
 - (b) Personnel turbulence.
 - (c) Morale.
 - (d) Education programs.
 - (e) Mandatory training.
 - (f) Visits, inspections, and tests.
 - (g) Supplies and equipment.
 - (h) Nonmission-related activities.
 - (i) Other programs.
- b. Develop a detailed plan of action for short-range training plans. Prepare the detailed plan of action using the following method:
 - (1) Examine events scheduled on the long-range training plan to determine if they are still valid.
 - (2) Transfer valid events to a short-range training/planning calendar.

- (3) Determine desired outcomes for scheduled events.
- (4) Analyze missions to determine related individual, leader, and collective tasks.
- (5) Identify any weaknesses. Select tasks to correct these identified weaknesses and to sustain selected individual, leader, and unit strengths, as necessary.
- (6) Select the specific training objectives for missions and tasks to be trained. The T&EOs in chapter 5 provide the commander with the training objectives.
- (7) Prepare a short-range training planning calendar or 3 monthly schedules. The short-range training planning calendar provides a detailed plan of action for the specified period.
- (8) Review short-range plans with higher HQ.
- (9) Issue guidance. This guidance specifically addresses how training will be accomplished.

3-4. Near-Term Planning. The final phase of planning is the execution of training. Using the short-range plan, prepare weekly training schedules.

- a. Review the training program, unit proficiency, resources, and training environment. As in long-range and short-range planning, this review determines if previous assessments are still valid.
- b. Finalize plans based upon the review of the training program. Determine the best sequence for training tasks, and complete the final coordination of the training events and activities.
- c. Prepare trainers, observer/controllers (OCs), opposing force (OPFOR), and support personnel to know what is being trained, why it is being trained, and what their role in the training will be.

3-5. Developing Training Exercises. This section provides general procedures for the company leadership to use for FTX preparation and for the company supporting STXs. Exercise plans are normally prepared during preparation of the short-range plan. Prepare the exercises using the following method:

- a. Select missions and tasks for training. This was accomplished during the development of the long-range plan and refined during the development of the short-range plan.
- b. Select site. Confirm selection of a training area.
- c. Develop scenario. After missions and tasks are selected, prepare a detailed scenario for the exercise.
 - (1) List the missions, tasks, and events in the preferred sequence of occurrence.
 - (2) Identify events necessary for the control of the exercise. These events would normally include issuance of orders, AARs, and any other administrative or logistics action necessary to conduct the exercise.
 - (3) Prepare the exercise overlays, which show the sequence of actions and terrain to be used for each event.
 - (4) Determine the estimated time for each event using the overlay and scenario. The total time is determined to ensure that the scenario can be completed in the time allocated for the exercise.
- d. Select OCs and OPFOR. OCs and OPFOR are normally required for every FTX and STX when multiple integrated laser engagement simulation (MILES) is used. It is difficult for a company to provide these from its own resources. When OCs and OPFOR must be provided from within the company, unit leaders may have to serve as the OCs for their units, and the OPFOR may be selected from personnel within the unit who are nonessential for attaining the exercise objectives. Ideally, higher headquarters should provide OCs and OPFOR.
- e. Prepare the control plan. Control plans are developed to coordinate the actions of the training units, OPFOR, and OCs. The scenario is used and a detailed control plan is prepared. The control plan consists of—
 - (1) Detailed schedules of OPFOR actions.
 - (2) Detailed instructions for the OPFOR.
 - (3) Detailed schedule of unit activities.
 - (4) OPORDs and fragmentary orders (FRAGOs) for friendly units. Normally, friendly unit actions are controlled through the issuance of OPORDs and FRAGOs.
- f. Prepare the evaluation plan. All training is evaluated, either internally or externally. The evaluation plan identifies the tasks to be evaluated, by whom, and at what time. The evaluation will consist of—

- (1) Specific instructions for the OCs.
- (2) A sequential list of T&EOs to be evaluated by each OC.
- (3) Detailed time schedules for evaluation and AARs.

3-6. Mission Outline. Because unit training is mission oriented, the mission outline shows how task training contributes to the unit's ability to perform its missions. The mission outline, table 3-3, provides the commander with a visual outline of a unit mission that facilitates training planning and management.

Table 3-3. General Support Military Intelligence Company (Digitized) Mission Outline: Provide Intelligence Support FTX: Conduct Platoon Operations (34-2-E0001)	
<i>STX—Provide Intelligence (34-3-E0009)</i>	
Prepare for Counterintelligence (CI) Operations	34-5-0913
Deploy CI Team	34-5-0914
Establish an Electronic Support or Electronic Attack Site	34-5-0800
Process Captured Documents and Equipment	19-3-3105.34-0001
Conduct Voice Communications Intercept or Radio Direction Finding (RDF) Using the Prophet (AN/PRD-13 (V)2)	34-5-0804
Conduct HF or VHF Electronic Attack Operations Using AN/TLQ-17A(V)3	34-5-0805
Perform CI Operations	34-5-0915
Perform Limited Analysis of Reported Information	34-5-0806
Redeploy CI Team	34-5-0916
<i>STX—Deploy/Redeploy (34-3-E0010)</i>	
Plan Unit Deployment Activities Upon Receipt of a Warning Order	63-2-8028.34-0001
Perform Deployment Alert Activities	63-2-8001.34-0001
Perform Personnel and Administrative Predeployment Activities	63-2-8002.34-0001
Perform Predeployment Training Activities	63-2-8003.34-0001
Prepare Vehicles and Equipment for Deployment	63-2-8006.34-0001
Perform Aerial Port of Embarkation Activities for Deployment	63-2-8010.34-0001
Perform Aerial Port of Debarkation Activities for Deployment	63-2-8011.34-0001
Conduct Staging Activities	63-2-8026.34-0001
Deploy Counterintelligence Team	34-5-0914
Conduct Integration Activities	63-2-8025.34-0001
Plan Unit Redeployment	63-2-8029.34-0001
Perform Redeployment Personnel and Administrative Actions	63-2-8014.34-0001
Perform Redeployment Training Activities	63-2-8015.34-0001
Prepare Vehicles and Equipment for Redeployment	63-2-8018.34-0001
Redeploy Counterintelligence Team	34-5-0916
Perform Aerial Port of Embarkation Activities for Redeployment	63-2-8020.34-0001
Perform Aerial Port of Debarkation Activities for Redeployment	63-2-8021.34-0001
Establish Interrogation Site	34-5-0205

Table 3-3. General Support Military Intelligence Company (Digitized) Mission Outline: Provide Intelligence Support FTX: Conduct Platoon Operations (34-2-E0001)	
Perform Predeployment Supply Activities	63-2-8004.34-0001
Perform Seaport of Embarkation Activities for Redeployment	63-2-8019.34-0001
Perform Seaport of Embarkation Activities for Deployment	63-2-8009.34-0001
Perform Seaport of Debarkation Activities for Deployment	63-2-8012.34-0001
Perform Predeployment Maintenance Activities	63-2-8005.34-0001
Perform Home Station Activities	63-2-8022.34-0001
Perform Seaport of Debarkation Activities for Redeployment	63-2-8023.34-0001
Perform Demobilization Station Activities	63-2-8024.34-0001
Plan Unit Mobilization in a Peacetime Environment	63-2-8027.34-0001
STX— Protect The Force (34-3-E0011)	
Perform Risk Management Procedures	71-3-C231.34-0001
Use Passive Air Defense Measures	44-3-C220.34-0001
Establish Unit Defense	07-3-C219.34-0001
Prepare for Operations Under Nuclear, Biological, and Chemical (NBC) Conditions	03-3-C201.34-0001
Prepare for a Chemical Attack	03-3-C202.34-0001
Take Active Combined Arms Air Defense Measures Against Hostile Aerial Platforms	44-3-C221.34-0001
Respond to a Chemical Attack	03-3-C203.34-0001
Prepare for Nuclear Attack	03-3-C206.34-0001
Prepare for a Friendly Nuclear Strike	03-3-C205.34-0001
Cross a Radiologically Contaminated Area	03-3-C208.34-0001
React to Smoke Operations	03-3-C209.34-0001
Respond to the Initial Effects of a Nuclear Attack	03-3-C223.34-0001
Respond to the Residual Effects of a Nuclear Attack	03-3-C222.34-0001
Cross a Chemically Contaminated Area	03-3-C226.34-0001
Conduct Operational Decontamination	03-3-C224.34-0001
Construct Wire Entanglements	05-3-0301.34-0001
Construct a Protective Obstacle	05-3-C230.34-0001
Combat Battlefield Stress	12-3-C215.34-0001
Handle Enemy Prisoners of War	19-3-3106.34-0001
Conduct a Chemical Survey	03-2-C310.34-0001
Conduct Thorough Decontamination Operations	03-2-C312.34-0001
Conduct Chemical Reconnaissance	03-3-C225.34-0001
Disable Critical Equipment/Material	05-3-0210.34-0001
Camouflage Vehicles and Equipment	05-2-C301.34-0001

Table 3-3. General Support Military Intelligence Company (Digitized) Mission Outline: Provide Intelligence Support FTX: Conduct Platoon Operations (34-2-E0001)	
Prepare Crew-Served Weapons Fighting Positions	05-5-0302.34-0001
Establish Company Defensive Position	07-2-C314.34-0001
Defend Unit Position	07-3-C212.34-0001
Treat Casualties	08-2-0003.34-0001
Transport Casualties	08-2-C316.34-0001
Conduct Battlefield Stress Reduction and Prevention Procedures	08-2-R303.34-0001
Perform Field Sanitation Functions	08-2-R315.34-0001
Execute Actions on Contact	17-3-1021.34-0001
Maintain Operations Security	71-3-C232.34-0001
STX—Communicate (34-3-E0012)	
Establish and Operate a Single Channel Voice Radio Network	11-3-C302.34-0001
Establish and Operate a Single Channel Voice Radio Network with SINGARS System Improvement Program (SIP)	11-2-C302.34-0001
Install/Operate/Maintain Frequency Modulated Radio Retransmission Station	11-5-0104.34-0001
Operate/Maintain/Troubleshoot Platform with Applique, Precision Lightweight GPS Receiver (PLGR) and SINGARS System Improvement Program (SIP)	11-5-0201.34-0001
Operate/Maintain/Troubleshoot Platform with Applique, EPLRS, Precision Lightweight (GPS) Receiver (PLGR), and SINGARS System Improvement Program (SIP)	11-5-0202.34-0001
Install/Operate/Maintain a Single-Channel Voice Radio Station (FM)	11-5-0102.34-0001
Install/Operate/Maintain a Single Channel Ground and Airborne Radio System (SINGARS) Frequency Hopping (FH) Network	11-3-1102.34-0001
STX—Conduct Movement (34-3-E0013)	
Defend Convoy Elements	63-2-4006.34-0001
Prepare Unit for Nontactical Move	63-2-8007.34-0001
Break Contact	34-5-1117
Conduct a Convoy	55-2-C324.34-0001
Use Passive Air Defense Measures	44-3-C220.34-0001
Conduct Non-Tactical Road March	63-2-8008.34-0001
Occupy Assembly Area	07-3-C228.34-0001
Prepare Equipment Reception Team for Tactical Road March	63-2-8013.34-0001
Perform a Tactical Road March	07-3-C227.34-0001
Perform Passage of Lines	07-3-C229.34-001
Move Tactically	07-3-C211.34-0001
STX—Sustain/Maintain/Resupply (34-3-E0014)	
Monitor Platoon Operational Status	34-3-0001

Table 3-3. General Support Military Intelligence Company (Digitized) Mission Outline: Provide Intelligence Support FTX: Conduct Platoon Operations (34-2-E0001)	
Conduct Assembly Area Activities	17-2-2000.34-0001
Rearm/Resupply	17-3-1030.34-0001
Perform Unit Graves Registration (GRREG) Operations	10-2-C318.34-0001
Provide Company Supply Support	10-2-C320.34-0001
Maintain Troop Morale and Combat Capability	12-2-C338.34-0001
Maintain Platoon Strength	12-3-C216.34-0001
Receive Airdrop Resupply	10-2-C319.34-0001
Perform Redeployment Maintenance Activities	63-2-8017.34-0001
Perform Redeployment Supply Activities	63-2-8016.34-0001
Conduct Company-Level Maintenance Operations (for a Unit Without a Maintenance Element)	43-2-C336.34-0001
Receive External Sling Load Resupply	55-2-C325.34-0001
STX—Command and Control (34-3-E0015)	
Execute General Support Military Intelligence Operations	34-2-9024
Execute Collection Platoon Operations	34-3-9022
Monitor Platoon Operational Status	34-3-0001
Conduct Interrogation Support Operations	34-5-0214
Prepare for Counterintelligence Operations	34-5-0913
Perform Counterintelligence Operations	34-5-0915
Maintain Company Strength	12-2-C321.34-0001
Conduct Troop-Leading Procedures	17-3-0065.34-0001
Operate the Company Command Post	17-2-3808.34-0002

Chapter 4 Training Exercise

4-1. General. Training exercises are used to train and practice the performance of collective tasks. This MTP contains a sample situational training exercise (STX). It is designed to assist in developing, sustaining, and evaluating the unit's mission proficiency. Table 4-1 lists an example of an STX by title, exercise number, and page number.

Table 4-1. Situational Training Exercise		
<i>Title</i>	<i>Exercise Number</i>	<i>Page</i>
Conduct Movement	STX 34-3-E0013	4-1

4-2. Situational Training Exercise. STXs are short, scenario-driven, mission-oriented, tactical exercises that train a group of closely related collective tasks. The STX provides the information for training the tasks that make up the critical wartime mission. The STX fulfills the following important functions:

- a. Provides repetitive training on the missions.
- b. Allows the unit commander to focus training on identified weaknesses.
- c. Allows the unit to practice the collective tasks before conducting a higher echelon FTX.
- d. Saves time by providing most of the information needed to develop a vehicle for training.

Military Intelligence Platoon STX 34-3-E0013 (Conduct Movement)
<p>1. Objective. This example of an STX trains individual, collective, and leader tasks in the unit. It is used for internal and external evaluations.</p> <p>2. Interface. This STX supports the company FTX 34-2-E0001, Conduct Company Operations.</p> <p>3. Training.</p> <ol style="list-style-type: none"> a. Guidance. The trainer should review the individual, collective, and leader tasks performed during the STX, then determine which tasks may require initial or refresher training. <ol style="list-style-type: none"> (1) Individual training. Individual training should be soldier's manual tasks required to support this STX. The individual-to-collective task listing in chapter 2 should be used as a source for these individual tasks. Training should be hands-on and performance-oriented. During training, leaders assess soldiers' proficiency by evaluating task performance against the soldiers' manual standards, and provide feedback to the soldier. The individual training and evaluation program includes things such as common task tests and commander's evaluations. (2) Collective training. Collective training should be based on the collective tasks required for the STX. Battle/crew drills and STXs are key tools for squad and platoon collective training. As with individual tasks, drills should be trained to standard with feedback provided as required. Collective tasks that could support this STX and mission, as well as other missions, are included in the collective task to missions listing in chapter 2 and the Conduct Movement outline in chapter 3.

Military Intelligence Platoon
STX 34-3-E0013 (Conduct Movement)

(3) Leader training. Leader training should include the leader tasks required for the exercise as well as the individual tasks. Leader tasks are trained in the same manner as stated in paragraph 3(1) or by one or all of the following methods:

(a) Classroom discussion on how to plan the exercise and implement unit SOP (FM 25-4, chapter 2).

(b) Map reconnaissance that assists in terrain analysis and war gaming. (Use map of the area where the STX will be conducted.)

(c) Terrain board or sand table exercises that permit simulations or miniatures to be used to gain three-dimensional perspective in war-gaming and/or rehearsing the exercise. (Model the terrain board or sand table to match the terrain where the exercise will be conducted.)

(d) Tactical exercises without troops allow leaders to train on the ground, practicing land navigation movement, reporting, and other leader actions (FM 25-4, pages 40–44).

(e) Simulations and war-gaming teach leaders as part of a continuing officer and noncommissioned officer (NCO) development program.

(f) Training extension courses present information and demonstrate how tasks are performed to standard using audiovisual equipment (DA Pam 350-100).

b. Training tips. Following are tips for training and general instructions on how to prepare and accomplish the STX:

(1) Know the requirements for infiltration, tactical movement, and consolidation and reorganization (FM 7-8).

(2) Conduct a leader's reconnaissance of the training area with squad leaders to ensure that you do not make time-consuming mistakes.

(3) Review the standards for the T&EOs that support this exercise.

(4) Use ammunition, if possible, to add realism to the exercise. The exercise may be conducted with blank ammunition, without ammunition, or with live fire.

(5) Use MILES, if available, because it provides better feedback. The exercise also may be conducted without MILES.

(6) Conduct the exercise under all environmental conditions, day or night, with or without an NBC environment. This scenario involves an active NBC environment.

4. General Situation.

a. Contact with the enemy has been reestablished. Initial reports indicate that he is at 65 percent to 70 percent strength and has not been reinforced. His defensive positions are not well established. He has the capability for indirect fire and close air support. The enemy has used chemicals and will probably do so again. A move is ordered to assist elsewhere. The unit is acting as part of a larger force and has indirect fire available. Figure 4-1 illustrates the graphic scenario of task performance in this exercise.

b. This exercise begins with the receipt of a company FRAGO and ends after consolidation and reorganization. An AAR should be held after completing the reorganization. A final AAR should be conducted once all evaluation notes are compiled. If necessary, run portions of the exercise again until you are satisfied with your unit's performance. Table 4-2 provides a recommended sequence of T&EOs and time for each portion of the STX.

Military Intelligence Platoon
STX 34-3-E0013 (Conduct Movement)

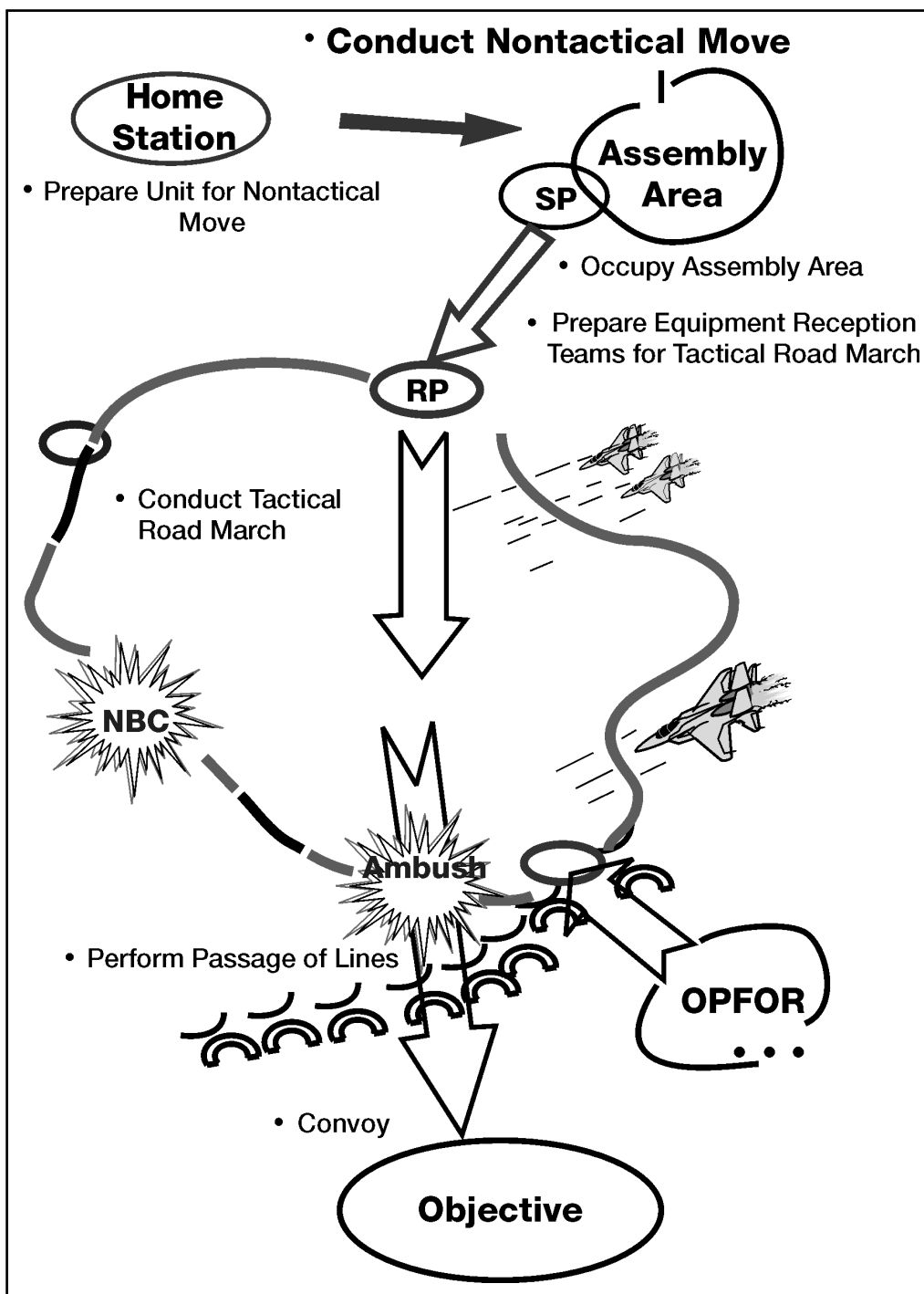


Figure 4-1. General FTX Scenario

**Military Intelligence Platoon
STX 34-3-E0013 (Conduct Movement)**

Table 4-2. Sequence of Events and Time for an STX

<i>SEQUENCE</i>	<i>EVENT</i>	<i>ESTIMATED TIME</i>
1	Administrative Preparations	Pre FTX
2	Perform Risk Management	24 hrs.
3	Receive FRAGO	30 min.
4	Conduct Mission Analysis	30 min.
5	Prepare Equipment	1 hr.
6	Occupy Assembly Area	30 min.
7	Issue Movement Order	20 min.
8	Intermediate AAR	30 min.
9	Conduct Nontactical Move	1 hr.
10	Intermediate AAR	1 hr.
11	Conduct Tactical Move	1 hr.
*12	React to Ambush	1 hr.
13	Final AAR	2 hrs.

*Indicates these tasks are performed simultaneously with other tasks.

Notes: Events are trained to standards, not time limitations. The time required to train an event varies based on METT-TC factors and the proficiency of the platoon. Additional time is required if large portions of the exercise are conducted at night, under limited visibility, or under mission-oriented protective posture (MOPP) conditions.

5. Instructions for this STX are as follows:

a. This STX should be initially trained and rehearsed slowly, on open terrain, during good visibility, and with frequent explanations and critiques by leaders. This simple execution, combined with a thorough prebrief and chalk talks, constitutes the "crawl" stage of STX training. The "walk" phase of this STX entails conducting the training at closer to normal rates, on more difficult terrain, and with stops for explanation and critiques only when problems occur (except for planned AARs). The STX is executed under conditions as close to those expected in combat as possible for the "run" phase. The run phase should use full operational security, camouflage, realistic time frames, distances, challenging terrain, an aggressive OPFOR, an NBC environment, and movement distances. This exercise is conducted at full speed after conducting building block training (individual training, drills) to reach the run level of execution.

b. The T&EO standards for this exercise are in chapter 5. These standards must be met to obtain the maximum benefits from the training.

c. This exercise should be conducted on a recurring basis to sustain proficiency. However, since many of the T&EOs in this STX will be trained in other STXs, practice may occur through integration rather than retraining the STX.

6. Support requirements.

a. Ideally, the OPFOR replicates enemy forces in size and strength to realistically portray threat activities (see chapter 6).

b. At least one evaluator should be assigned to control OPFOR activities. The evaluator evaluates OPFOR actions, ensures realism, stresses safety, and assesses loss and damage.

c. OPFOR units should look and fight like the potential enemy. This assists soldiers in understanding threat tactics, doctrine, and weapons systems (see chapter 6).

d. Minimum trainers/OCs: The company commander or platoon leader, who will be the trainer and primary evaluator, can conduct this exercise. At least one other OC is required with the OPFOR. Another platoon being trained or evaluated should be used as the platoon making the main attacks. This platoon will need an additional trainer or OC.

Chapter 5

Training and Evaluation Outlines

5-1. Introduction. This chapter contains the training and evaluation outlines (T&EOs) for the unit. T&EOs are the foundation of the MTP and the collective training of the unit. T&EOs are training objectives (task, conditions, and standards) for the collective tasks, which support critical wartime operations. The unit must master designated collective tasks to perform its critical wartime operations. T&EOs may be trained separately, in an STX, in an FTX, or in live-fire exercises. For collective live-fire standards, the trainer must refer to the applicable gunnery manual for the appropriate course of fire. Those standards and courses of fire need to be integrated into the training exercise.

5-2. Structure. The T&EOs in this chapter are listed in table 5-1. Table 2-2 lists the T&EOs required to train the critical wartime missions according to the specific battlefield operating systems (BOS).

5-3. Format. T&EOs are prepared for every collective task that supports the accomplishment of critical wartime operations. Each T&EO contains the following items:

- a. Element. This identifies the unit or unit element(s) that performs the task.
- b. Task. This is a description of the action to be performed by the unit and provides the task number.
- c. References. These are in parentheses following the task number. The reference that contains the most information about the task (the primary reference) is listed first and underlined. If there is only one reference, it is not underlined.
- d. Iteration. This is used to identify how many times the task is performed and evaluated during training. The "M" identifies when the task is performed in mission-oriented protective posture level 4 (MOPP4).
- e. Commander/Leader assessment. This is used by the unit leadership to assess the unit's proficiency in performing the task to standard. Assessments are subjective in nature. Use all available evaluation data and submit leader input to develop an assessment of the organization's overall capability to accomplish the task. Use the following ratings:
 - (1) T - Trained. The unit is trained and has demonstrated its proficiency in accomplishing the task to wartime standards.
 - (2) P - Needs practice. The unit needs to practice the task. Performance has demonstrated that the unit does not achieve standard without some difficulty or has failed to perform some task steps to standard.
 - (3) U - Untrained. The unit cannot demonstrate an ability to achieve wartime proficiency.
- f. Condition. A statement of the situation or environment in which the unit is to do the collective task.
- g. Task standard.
 - (1) The task standard states the performance criteria that a unit must achieve to execute the task successfully. This overall standard should be the focus of training. It should be understood by every soldier.
 - (2) The trainer or evaluator determines the unit's training status using performance observation measurements (where applicable) and his or her judgment. The unit must be evaluated in the context of the METT-T (mission, enemy, terrain, troops, and time available) conditions. These conditions should be as similar as possible for all evaluated elements. This will establish a common baseline for unit performance.
- h. Task steps and performance measures. This is a listing of the actions that are required to complete the task. These actions are stated in terms of observable performance for evaluating training proficiency. The task steps are arranged sequentially and are followed by supporting individual tasks and their reference(s). Leader tasks within each T&EO are indicated by an asterisk (*). The performance measures

that must be accomplished to perform the task step correctly are listed under each task step. If the unit fails to perform one of these task steps to standard, it has failed to achieve the overall task standard.

i. GO/NO-GO column. This column is provided for annotating the unit’s performance of the task steps. The evaluator evaluates each performance measure for a task step and places an "X" in the appropriate column. A major portion of the performance measures must be marked "GO" for the task step to be considered successfully performed.

j. Task performance/evaluation summary block. The evaluator uses this block to record the total number of task steps and performance measures evaluated and those evaluated as "GO." This block provides the evaluator with a means to rate the unit’s demonstrated performance as a "GO" or "NO-GO." It also provides the leader with a historical record for five training iterations.

k. Supporting individual tasks. This is a listing of all supporting individual tasks required to perform the collective task correctly. The listing includes the references, task numbers, and task titles.

l. OPFOR standards. These standards specify overall OPFOR performance for each collective task. They ensure that OPFOR soldiers accomplish meaningful training and force the training unit to perform its task to standard or "lose" to the OPFOR. The OPFOR standards specify what must be accomplished—not how it must be accomplished. The OPFOR must always attain its task standards, using tactics consistent with the type of enemy they are portraying.

5-4. Use. The T&EOs can be used to train or evaluate a single task. Several T&EOs can be used to train or evaluate a group of tasks such as an STX or an FTX.

Table 5-1. Listing of Training and Evaluation Outlines (T&EOs)

DEVELOP INTELLIGENCE	
Execute General Support Military Intelligence Operations (HVY) (Digitized) (34-2-9024)	5-5
Monitor Platoon Operational Status (34-3-0001)	5-10
Execute Collection Platoon Operations (34-3-9022).....	5-12
Establish Interrogation Site (34-5-0205)	5-16
Conduct Interrogation Support Operations (34-5-0214)	5-20
Establish an Electronic Support (ES) or Electronic Attack (EA) Site (34-5-0800)	5-27
Conduct Voice Communications Intercept or Radio Direction Finding (RDF) Using the Prophet (AN/PRD-13(V)2) (34-5-0804)	5-31
Conduct HF or VHF Electronic Attack (EA) Operations Using AN/TLQ-17A(V)3 (34-5-0805)...	5-34
Perform Limited Analysis of Reported Information (34-5-0806).....	5-37
Perform Counterintelligence Operations (34-5-0915).....	5-40
DEPLOY/CONDUCT MANEUVER	
Defend Convoy Elements (63-2-4006.34-0001)	5-47
Move Tactically (07-3-C211.34-0001).....	5-53
Perform a Tactical Road March (07-3-C227.34-0001).....	5-60
Occupy Assembly Area (07-3-C228.34-0001)	5-64
Perform Passage of Lines (07-3-C229.34-0001)	5-68
Execute Actions on Contact (17-3-1021.34-0001).....	5-74
Prepare for Counterintelligence Operations (34-5-0913).....	5-79
Deploy Counterintelligence Team (34-5-0914)	5-82
Redeploy Counterintelligence Team (34-5-0916)	5-85
Break Contact (34-5-1117).....	5-88
Perform Deployment Alert Activities (63-2-8001.34-0001)	5-92
Perform Personnel and Administrative Predeployment Activities (63-2-8002.34-0001).....	5-95
Perform Predeployment Training Activities (63-2-8003.34-0001).....	5-98
Perform Predeployment Supply Activities (63-2-8004.34-0001).....	5-100

Perform Predeployment Maintenance Activities (63-2-8005.34-0001)	5-102
Prepare Vehicles and Equipment for Deployment (63-2-8006.34-0001)	5-106
Prepare Unit for Nontactical Move (63-2-8007.34-0001)	5-111
Conduct Nontactical Road March (63-2-8008.34-0001)	5-114
Perform Seaport of Embarkation Activities for Deployment (63-2-8009.34-0001)	5-117
Perform Aerial Port of Embarkation Activities for Deployment (63-2-8010.34-0001)	5-122
Perform Aerial Port of Debarkation Activities for Deployment (63-2-8011.34-0001)	5-125
Perform Seaport of Debarkation Activities for Deployment (63-2-8012.34-0001)	5-128
Prepare Equipment Reception Team for Tactical Road March (63-2-8013.34-0001)	5-132
Perform Redeployment Personnel and Administrative Actions (63-2-8014.34-0001)	5-135
Perform Redeployment Training Activities (63-2-8015.34-0001)	5-138
Perform Redeployment Supply Activities (63-2-8016.34-0001)	5-140
Perform Redeployment Maintenance Activities (63-2-8017.34-0001)	5-142
Prepare Vehicles and Equipment for Redeployment (63-2-8018.34-0001)	5-145
Perform Seaport of Embarkation Activities for Redeployment (63-2-8019.34-0001)	5-151
Perform Aerial Port of Embarkation Activities for Redeployment (63-2-8020.34-0001)	5-156
Perform Aerial Port of Debarkation Activities for Redeployment (63-2-8021.34-0001)	5-160
Perform Home Station Activities (63-2-8022.34-0001)	5-163
Perform Seaport of Debarkation Activities for Redeployment (63-2-8023.34-0001)	5-166
Perform Demobilization Station Activities (63-2-8024.34-0001)	5-169
Conduct Integration Activities (63-2-8025.34-0001)	5-172
Conduct Staging Activities (63-2-8026.34-0001)	5-174
Plan Unit Mobilization in a Peacetime Environment (63-2-8027.34-0001)	5-177
Plan Unit Deployment Activities Upon Receipt of a Warning Order (63-2-8028.34-0001)	5-181
Plan Unit Redeployment (63-2-8029.34-0001)	5-184

PROTECT THE FORCE

Conduct a Chemical Survey (03-2-C310.34-0001)	5-187
Conduct Thorough Decontamination Operations (03-2-C312.34-0001)	5-191
Prepare for Operations Under Nuclear, Biological, and Chemical Conditions (03-3-C201.34-0001)	5-197
Prepare for a Chemical Attack (03-3-C202.34-0001)	5-201
Respond to a Chemical Attack (03-3-C203.34-0001)	5-204
Prepare for a Friendly Nuclear Strike (03-3-C205.34-0001)	5-208
Prepare for Nuclear Attack (03-3-C206.34-0001)	5-211
Cross a Radiologically Contaminated Area (03-3-C208.34-0001)	5-213
React to Smoke Operations (03-3-C209.34-0001)	5-216
Respond to the Residual Effects of a Nuclear Attack (03-3-C222.34-0001)	5-219
Respond to the Initial Effects of a Nuclear Attack (03-3-C223.34-0001)	5-222
Conduct Operational Decontamination (03-3-C224.34-0001)	5-226
Conduct Chemical Reconnaissance (03-3-C225.34-0001)	5-232
Cross a Chemically Contaminated Area (03-3-C226.34-0001)	5-237
Camouflage Vehicles and Equipment (05-2-C301.34-0001)	5-241
Disable Critical Equipment/Material (05-3-0210.34-0001)	5-245
Construct Wire Entanglements (05-3-0301.34-0001)	5-247
Construct a Protective Obstacle (05-3-C230.34-0001)	5-251
Prepare Crew-Served Weapons Fighting Positions (05-5-0302.34-0001)	5-255
Establish Company Defensive Position (07-2-C314.34-0001)	5-259
Defend Unit Position (07-3-C212.34-0001)	5-266
Establish Unit Defense (07-3-C219.34-0001)	5-271

Install/Operate/Maintain Frequency Modulated Radio Retransmission Station (11-5-0104.34-0001)	5-277
Operate/Maintain/Troubleshoot Platform with Applique, Precision Lightweight GPS Receiver (PLGR) and SINCGARS System Improvement Program (SIP) (11-5-0201.34-0001)	5-281
Operate/Maintain/Troubleshoot Platform with Applique, EPLRS, Precision Lightweight GPS Receiver (PLGR), and SINCGARS System Improvement Program (SIP) (11-5-0202.34-0001)	5-285
Process Captured Documents and Equipment (19-3-3105.34-0001).....	5-289
Handle Enemy Prisoners of War (19-3-3106.34-0001).....	5-291
Use Passive Air Defense Measures (44-3-C220.34-0001).....	5-294
Take Active Combined Arms Air Defense Measures Against Hostile Aerial Platforms (44-3-C221.34-0001)	5-297

PERFORM CSS AND SUSTAINMENT

Treat Casualties (08-2-0003.34-0001).....	5-302
Transport Casualties (08-2-C316.34-0001)	5-307
Conduct Battlefield Stress Reduction and Prevention Procedures (08-2-R303.34-0001).....	5-312
Perform Field Sanitation Functions (08-2-R315.34-0001)	5-315
Perform Unit Graves Registration (GRREG) Operations (10-2-C318.34-0001).....	5-319
Receive Airdrop Resupply (10-2-C319.34-0001).....	5-322
Provide Company Supply Support (10-2-C320.34-0001)	5-326
Maintain Company Strength (12-2-C321.34-0001).....	5-329
Maintain Troop Morale and Combat Capability (12-2-C338.34-0001).....	5-331
Combat Battlefield Stress (12-3-C215.34-0001).....	5-335
Maintain Platoon Strength (12-3-C216.34-0001)	5-338
Conduct Assembly Area Activities (17-2-2000.34-0001)	5-341
Rearm/Resupply (17-3-1030.34-0001)	5-349
Conduct Company-Level Maintenance Operations (for Unit without a Maintenance Element) (43-2-C336.34-0001)	5-354
Receive External Sling Load Resupply (55-2-C325.34-0001)	5-357
Perform Risk Management Procedures (71-3-C231.34-0001).....	5-361

EXERCISE COMMAND AND CONTROL

Establish and Operate a Single Channel Voice Radio Network with Single Channel Ground and Airborne Radio System (SINCGARS) System Improvement Program (SIP) (11-2-C302.34-0001)	5-363
Install/Operate/Maintain a Single Channel Ground and Airborne Radio System (SINCGARS) Frequency Hopping (FH) Network (11-3-1102.34-0001).....	5-366
Establish and Operate a Single Channel Voice Radio Network (11-3-C302.34-0001)	5-372
Install/Operate/Maintain a Single Channel Voice Radio Station (FM) (11-5-0102.34-0001)....	5-375
Operate the Company Command Post (17-2-3808.34-0002).....	5-379
Conduct Troop-Leading Procedures (17-3-0065.34-0001).....	5-384
Conduct a Convoy (55-2-C324.34-0001)	5-392
Maintain Operations Security (71-3-C232.34-0001)	5-399

ELEMENT: Company Headquarters

TASK: Execute General Support Military Intelligence Operations (HVY) (Digitized) (34-2-9024)
 (FM 34-80) (FM 2-0) (FM 3-0)

ITERATION: 1 2 3 4 5 M (Circle)

COMMANDER/LEADER ASSESSMENT: T P U (Circle)

CONDITIONS: Given a deployed general support military intelligence company is supporting a digitized heavy division in a theater of operations. Direct coordination for intelligence-gathering missions has been effected with the division assistant chief of staff, intelligence (G2). Coordination for administrative and logistical support has been effected with appropriate division staff elements. Some iterations of this task should be performed in mission-oriented protective posture (MOPP4).

TASK STANDARDS: The general support military intelligence company successfully deploys its assets and provides timely support to the digitized division for the duration of the exercise.

TASK STEPS AND PERFORMANCE MEASURES	GO	NO-GO
1. Employ general support military intelligence assets in support of division operations.		
2. Ensure communications are established.		
*3. Supervise the deployment of intelligence and electronic warfare assets in the division sector.		
*4. Supervise the deployment of unmanned aerial vehicle (UAV) assets in the division sector.		
*5. Supervise the deployment of the general support operations center in the division sector.		
*6. Coordinate intelligence support with the division.		
*7. Ensure coordination is conducted with other friendly forces for site selection in the area of operations.		
8. Monitor company operational status.		

TASK PERFORMANCE / EVALUATION SUMMARY BLOCK							
ITERATION	1	2	3	4	5	M	TOTAL
TOTAL TASK STEPS EVALUATED							
TOTAL TASK STEPS "GO"							
TRAINING STATUS "GO"/"NO-GO"							

* indicates a leader task step.

SUPPORTING INDIVIDUAL TASKS

Task Number	Task Title	References
071-326-5502(SL2)	Issue a Fragmentary Order	STP 21-24-SMCT
071-326-5503(SL2)	Issue a Warning Order	STP 21-24-SMCT
071-326-5505(SL2)	Issue an Oral Operation Order	STP 21-24-SMCT
071-326-5705(SL2)	Establish an Observation Post	STP 21-24-SMCT
071-329-1019(SL2)	Use a Map Overlay	STP 21-24-SMCT
071-332-5000(SL3)	Prepare an Operation Overlay	STP 21-24-SMCT
071-332-5021(SL3)	Prepare a Situation Map	STP 21-24-SMCT
071-410-0012(SL3)	Conduct Occupation of an Assembly Area	STP 21-24-SMCT

SUPPORTING INDIVIDUAL TASKS

Task Number	Task Title	References
081-831-1047(SL4)	Supervise the Implementation of Preventive Medicine Policies	STP 21-24-SMCT
091-CLT-3009(SL4)	Supervise Maintenance Operations	STP 21-24-SMCT
101-92Y-0001(SL4)	Supervise Supply Activities	STP 21-24-SMCT
101-92Y-0002(SL3)	Plan Tactical Re-Supply Operations	STP 21-24-SMCT
101-CLT-0198(SL4)	Supervise Tactical Feeding Operation	STP 21-24-SMCT
113-637-2001(SL1)	Communicate Via a Tactical Radio	STP 21-1-SMCT
151-357-0002(SL4)	Coordinate Combat Service Support (CSS) Operations	STP 21-24-SMCT
159-200-2020(SL4)	Integrate Threat Capabilities Into Mission Planning	STP 21-24-SMCT
181-105-2002(SL2)	Conduct Combat Operations According to the Law of War	STP 21-24-SMCT
301-371-1000(SL1)	Report Intelligence Information	STP 21-1-SMCT
301-371-1052(SL1)	Protect Classified Information and Material	STP 21-1-SMCT
301-371-1150(SL3)	Identify Intelligence and Electronic Warfare (IEW) Assets	STP 21-24-SMCT
301-371-1200(SL2)	Process Captured Materiel	STP 21-24-SMCT
441-091-3000(SL3)	Supervise the Implementation of Air Defense Measures	STP 21-24-SMCT
805C-PAD-2461(SL2)	Maintain Accountability of Personnel (Status Report)	STP 21-24-SMCT
805C-PAD-4595(SL4)	Supervise Cross-Leveling of Personnel	STP 21-24-SMCT
850-001-2000(SL2)	Employ Accident Prevention Measures and Risk Management Process	STP 21-24-SMCT
850-001-3001(SL3)	Control Mission Safety Hazard	STP 21-24-SMCT
850-001-4001(SL4)	Integrate Risk Management Into Platoon	STP 21-24-SMCT

SUPPORTING COLLECTIVE TASKS

Task Number	Task Title	References
34-5-0800	Establish an Electronic Support (ES) or Electronic Attack (EA) Site	ARTEP 34-114-30-MTP ARTEP 34-144-30-MTP ARTEP 34-353-30-MTP ARTEP 34-355-MTP ARTEP 34-358-30-MTP ARTEP 34-388-00-MTP ARTEP 34-388-30-MTP ARTEP 34-398-30-MTP
34-5-0801	Conduct Voice Communications Intercept or Radio Direction Finding (RDF) Using AN/TRQ-32A(V)2	ARTEP 34-114-30-MTP ARTEP 34-144-30-MTP ARTEP 34-353-30-MTP

SUPPORTING COLLECTIVE TASKS

Task Number	Task Title	References
		ARTEP 34-355-MTP ARTEP 34-358-30-MTP ARTEP 34-398-30-MTP
34-5-0805	Conduct HF or VHF Electronic Attack (EA) Operations Using AN/TLQ-17A(V)3	ARTEP 34-114-30-MTP ARTEP 34-144-30-MTP ARTEP 34-355-MTP ARTEP 34-358-30-MTP ARTEP 34-388-00-MTP ARTEP 34-388-30-MTP ARTEP 34-398-30-MTP
34-5-0806	Perform Limited Analysis of Reported Information	ARTEP 34-114-30-MTP ARTEP 34-144-30-MTP ARTEP 34-353-30-MTP ARTEP 34-355-MTP ARTEP 34-358-30-MTP ARTEP 34-388-00-MTP ARTEP 34-388-30-MTP ARTEP 34-398-30-MTP
34-5-1600	Perform Direction Finding (DF) Operations with the AN/TSQ-138 Trailblazer	ARTEP 34-114-30-MTP ARTEP 34-398-30-MTP

OPFOR TASKS AND STANDARDS

TASK: Conduct Aerial Reconnaissance (34-OPFOR-1007)

CONDITION: Opposing force (OPFOR) HQ requires intelligence on the location and identification of enemy elements. Aircraft is dispatched to take photographs and conduct a visual inspection of enemy area.

STANDARD: Locate and photograph enemy positions in assigned sectors, including support and storage bases and command and control facilities. Visual checks are conducted when possible. The enemy is not engaged. Priority intelligence requests and other information requirements (IRs) are reported to OPFOR HQ.

TASK: Gather Intelligence (34-OPFOR-1008)

CONDITION: OPFOR elements, operating in the rear area, are planning attacks on enemy bases. Information is needed before plans are finalized.

STANDARD: Identify all priority intelligence requests and other IRs. Pass through any outpost, defensive wire, or warning device undetected. Move to an observation point that offers cover and concealment and is close enough to gather required information. Gather data that answers IRs. Withdraw from area undetected. Report all information of value to OPFOR headquarters.

TASK: Conduct Electronic Warfare (34-OPFOR-1012)

CONDITION: OPFOR employs collection and direction-finding assets (ground and air) to monitor and locate enemy forces.

STANDARD: Locate the positions of enemy command, intelligence, and logistics units. Forward the locations of the positions to OPFOR headquarters. Use jamming signals against enemy radio receivers. Monitor enemy radio networks and report all information of intelligence value to OPFOR HQ.

TASK: Disrupt Enemy Movement and Operations Using Tactical Nuclear Weapons (34-OPFOR-1002)

CONDITION: Orders have been received to use tactical nuclear weapons in the enemy's rear area. Key locations have been identified.

STANDARD: Tactical nuclear missiles are delivered on target. Movement of equipment and supplies is disrupted or delayed to forward areas. Enemy equipment and supplies are destroyed. A high rate of nuclear casualties is inflicted among enemy troops.

TASK: Conduct Air Attacks (34-OPFOR-1006)

CONDITION: OPFOR elements in the rear area have forwarded the coordinates of enemy facilities and elements. OPFOR aircraft have been dispatched to attack enemy installations or convoys.

STANDARD: Locate support sites, command and control facilities, and/or convoys. Conduct attack runs on designated targets. Enemy equipment, supplies, and vehicles are destroyed and enemy personnel are killed.

TASK: Disrupt Enemy Movement and Operations Using Persistent and Nonpersistent Chemical Weapons (34-OPFOR-1001)

CONDITION: Conventional artillery weapons or aircraft are available to deliver chemical weapons. Routes and key bases in the rear area have been selected.

STANDARD: Chemical agents are delivered into targeted areas. The movement of enemy supplies and equipment to forward areas is delayed by disrupting command and control systems. Enemy movement is successfully channeled into predesignated ambush areas. Enemy supplies and equipment are contaminated. A high rate of casualties is inflicted on enemy forces.

TASK: Attack (34-OPFOR-1010)

CONDITION: Enemy rear area support base has been located. Priority intelligence requirements (PIRs) and other IRs have been obtained by OPFOR patrols. Element has automatic and antiarmor weapons, and light mortars. Element is approximately the size of two platoons.

STANDARD: An attack plan is developed. An attack is initiated using a scheme of maneuver that exploits enemy flanks, gaps, and weaknesses. Covered and concealed routes are used to approach enemy areas. Employ indirect fire to support attack. Penetrate enemy defenses. Destroy equipment and supplies, inflict casualties, isolate the support base, and block reinforcements. The enemy unit is forced to displace.

TASK: Maintain Contact (34-OPFOR-1011)

CONDITION: OPFOR element is tactically engaged with enemy base defense forces. Enemy forces are withdrawing under pressure.

STANDARD: Decisively engage the enemy forces. As the enemy withdraws, the unit or force advances, maintaining contact.

TASK: Conduct Raid (34-OPFOR-1009)

CONDITION: OPFOR element has occupied an objective rally point and has orders to conduct a raid on a rear area base.

STANDARD: Surprise the enemy forces. Assault enemy support base and accomplish assigned tasks. Specified equipment and supplies are destroyed. Decisive engagement is avoided. All personnel are withdrawn from the area within the prescribed time. The collected intelligence data satisfies the priority intelligence requirements PIRs.

ELEMENTS: Three Collection and Jamming (C&J) Platoon Headquarters
 Electronic Warfare Platoon Headquarters
 AIR Reconnaissance Platoon Headquarters

TASK: Monitor Platoon Operational Status (34-3-0001)
 (FM 34-80)

ITERATION: 1 2 3 4 5 M (Circle)

COMMANDER/LEADER ASSESSMENT: T P U (Circle)

CONDITIONS: The military intelligence (MI) platoon is either attached to a supported task force or part of a task organized MI Company supporting a brigade combat team or divisional operations. Some iterations of this task should be performed in mission-oriented protective posture level 4 (MOPP4).

TASK STANDARDS: Provide support in accordance with the commander's intent as expressed in the operation order (OPORD). Platoon leaders ensure unit maintenance is adequate for platoon to perform mission successfully.

TASK STEPS AND PERFORMANCE MEASURES	GO	NO-GO
<p>*1. Platoon leader ensures maximum support is being provided to combat maneuver battalions.</p> <hr/> <p>Note: This is accomplished with assistance from the platoon sergeant even though some degree of operational control over platoon assets is lost because of attachment to maneuver elements.</p> <hr/> <ul style="list-style-type: none"> a. Receive daily operational status reports from team leaders or through the supported command or intelligence officer (S2). b. Maintain and monitor personnel and equipment status of teams. c. Monitor movement of teams when task organization changes are executed. <p>*2. Squad leaders request maintenance assistance from the military intelligence battalion and ensure all assigned equipment is operational.</p> <ul style="list-style-type: none"> a. Request technical assistance when unit has a low material readiness rate or other nonstandard conditions exist. b. Request maintenance assistance from the maintenance platoon of the supported unit when onsite repair exceeds team's capability. <p>*3. Squad leaders coordinate with supported unit for maintenance support teams for onsite repairs of vehicle and communications equipment.</p> <ul style="list-style-type: none"> a. Request maintenance assistance to identify and resolve maintenance-related difficulties. b. Contact the supported unit for replacement and supply of all class I through class X supplies. c. Coordinate with platoon leader or platoon sergeant for evacuation and replacement of equipment as required. 		

* indicates a leader task step.

TASK PERFORMANCE / EVALUATION SUMMARY BLOCK							
ITERATION	1	2	3	4	5	M	TOTAL
TOTAL TASK STEPS EVALUATED							
TOTAL TASK STEPS "GO"							
TRAINING STATUS "GO"/"NO-GO"							

SUPPORTING INDIVIDUAL TASKS

Task Number	Task Title	References
071-332-5000(SL3)	Prepare an Operation Overlay	STP 21-24-SMCT
071-332-5021(SL3)	Prepare a Situation Map	STP 21-24-SMCT
101-92Y-0001(SL4)	Supervise Supply Activities	STP 21-24-SMCT
101-92Y-0002(SL3)	Plan Tactical Resupply Operations	STP 21-24-SMCT
101-CLT-0198(SL4)	Supervise Tactical Feeding Operation	STP 21-24-SMCT
113-637-2001(SL1)	Communicate Via a Tactical Radio	STP 21-1-SMCT
151-357-0001(SL4)	Supervise CSS Functions During Platoon Operations	STP 21-24-SMCT
181-105-2002(SL2)	Conduct Combat Operations According to the Law of War	STP 21-24-SMCT
301-371-1000(SL1)	Report Intelligence Information	STP 21-1-SMCT
301-371-1052(SL1)	Protect Classified Information and Material	STP 21-1-SMCT
301-98G-3250	Recommend Adjustments to Tasking	STP 34-98G14-SM-TG
441-091-3000(SL3)	Supervise the Implementation of Air Defense Measures	STP 21-24-SMCT
805C-PAD-2461(SL2)	Maintain Accountability of Personnel (Status Report)	STP 21-24-SMCT
805C-PAD-4595(SL4)	Supervise Cross-Leveling of Personnel	STP 21-24-SMCT
850-001-2000(SL2)	Employ Accident Prevention Measures and Risk Management Process	STP 21-24-SMCT
850-001-3001(SL3)	Control Mission Safety Hazard	STP 21-24-SMCT
850-001-4001(SL4)	Integrate Risk Management Into Platoon	STP 21-24-SMCT

SUPPORTING COLLECTIVE TASKS: None

OPFOR TASKS AND STANDARDS

TASK: Conduct Electronic Warfare (34-OPFOR-1012)

CONDITION: Opposing force (OPFOR) employs collection and direction-finding assets (ground and air) to monitor and locate enemy forces.

STANDARD: Locate the positions of enemy command, intelligence, and logistics units. Forward the locations of the positions to OPFOR headquarters. Use jamming signals against enemy radio receivers. Monitor enemy radio networks and report all information of intelligence value to OPFOR HQ.

TASK: Disrupt Enemy Movement and Operations Using Tactical Nuclear Weapons (34-OPFOR-1002)

CONDITION: Orders have been received to use tactical nuclear weapons in the enemy's rear area. Key locations have been identified.

STANDARD: Tactical nuclear missiles are delivered on target. Movement of equipment and supplies is disrupted or delayed to forward areas. Enemy equipment and supplies are destroyed. A high rate of nuclear casualties is inflicted among enemy troops.

ELEMENT: Three Collection and Jamming Platoon Headquarters

TASK: Execute Collection Platoon Operations (34-3-9022)
(FM 3-13)

ITERATION: 1 2 3 4 5 M (Circle)

COMMANDER/LEADER ASSESSMENT: T P U (Circle)

CONDITIONS: A deployed collection platoon, as a part of a general support military intelligence company, is supporting a division in a theater of operations. Communications are established, as required, with the company, analysis and control element, and transcription and analysis team for receiving mission taskings and reporting intelligence. Some iterations of this task should be performed in mission-oriented protective posture level 4 (MOPP4).

TASK STANDARDS: The platoon successfully deploys its assets and provides effective electronic support and limited analysis of intelligence, as tasked by the battalion, for the duration of the tactical mission and/or deployment.

TASK STEPS AND PERFORMANCE MEASURES	GO	NO-GO
*1. Plan, coordinate, and supervise the platoon's electronic support operations.		
2. Ensure the establishment of a tactical special compartmented information facility for the electronic support teams.		
3. Ensure the establishment of communications with the TSQ-175.		
4. Direct the emplacement of the electronic support teams.		
*5. Coordinate with other friendly forces for intelligence and electronic warfare site selection in the division area of operations.		
*6. Supervise the limited analysis of information.		
*7. Monitor platoon operational status.		

TASK PERFORMANCE / EVALUATION SUMMARY BLOCK							
ITERATION	1	2	3	4	5	M	TOTAL
TOTAL TASK STEPS EVALUATED							
TOTAL TASK STEPS "GO"							
TRAINING STATUS "GO"/"NO-GO"							

* indicates a leader task step.

SUPPORTING INDIVIDUAL TASKS

Task Number	Task Title	References
071-332-5000(SL3)	Prepare an Operation Overlay	STP 21-24-SMCT
071-332-5021(SL3)	Prepare a Situation Map	STP 21-24-SMCT
101-92Y-0001(SL4)	Supervise Supply Activities	STP 21-24-SMCT
101-92Y-0002(SL3)	Plan Tactical Re-Supply Operations	STP 21-24-SMCT
101-CLT-0198(SL4)	Supervise Tactical Feeding Operation	STP 21-24-SMCT
113-637-2001(SL1)	Communicate Via a Tactical Radio	STP 21-1-SMCT
151-357-0001(SL4)	Supervise CSS Functions During Platoon Operations	STP 21-24-SMCT
181-105-2002(SL2)	Conduct Combat Operations According to the Law of War	STP 21-24-SMCT
301-371-1000(SL1)	Report Intelligence Information	STP 21-1-SMCT
301-371-1052(SL1)	Protect Classified Information and Material	STP 21-1-SMCT

SUPPORTING INDIVIDUAL TASKS

Task Number	Task Title	References
301-98G-1001	Identify Basic Elements of Radio Wave Propagation	STP 34-98G14-SM-TG
301-98G-1150	Employ Electronic Warfare (EW) Equipment	STP 34-98G14-SM-TG
441-091-3000(SL3)	Supervise the Implementation of Air Defense Measures	STP 21-24-SMCT
805C-PAD-2461(SL2)	Maintain Accountability of Personnel (Status Report)	STP 21-24-SMCT
805C-PAD-4595(SL4)	Supervise Cross-Leveling of Personnel	STP 21-24-SMCT
850-001-2000(SL2)	Employ Accident Prevention Measures and Risk Management Process	STP 21-24-SMCT
850-001-3001(SL3)	Control Mission Safety Hazard	STP 21-24-SMCT
850-001-4001(SL4)	Integrate Risk Management Into Platoon	STP 21-24-SMCT

SUPPORTING COLLECTIVE TASKS

Task Number	Task Title	References
34-3-0001	Monitor Platoon Operational Status	ARTEP 34-114-30-MTP
		ARTEP 34-144-30-MTP
		ARTEP 34-353-30-MTP
		ARTEP 34-355-MTP
		ARTEP 34-357-30-MTP
		ARTEP 34-358-30-MTP
		ARTEP 34-387-30-MTP
		ARTEP 34-388-00-MTP
		ARTEP 34-388-30-MTP
		ARTEP 34-396-30-MTP
ARTEP 34-397-30-MTP		
ARTEP 34-398-30-MTP		
ARTEP 34-414-30-MTP		
34-3-0002	Monitor Platoon Operational Status (SBCT)	ARTEP 34-117-30-MTP

OPFOR TASKS AND STANDARDS

TASK: Gather Intelligence (34-OPFOR-1008)

CONDITION: Opposing force (OPFOR) elements, operating in the rear area, are planning attacks on enemy bases. Information is needed before plans are finalized.

STANDARD: Identify all priority intelligence requests and other intelligence requirements (IRs). Pass through any outpost, defensive wire, or warning device undetected. Move to an observation point that offers cover and concealment and is close enough to gather required information. Gather data that answers intelligence requirements. Withdraw from area undetected. Report all information of value to OPFOR headquarters.

TASK: Conduct Electronic Warfare (34-OPFOR-1012)

CONDITION: OPFOR employs collection and direction-finding assets (ground and air) to monitor and locate enemy forces.

STANDARD: Locate the positions of enemy command, intelligence, and logistics units. Forward the locations of the positions to OPFOR headquarters. Use jamming signals against enemy radio receivers. Monitor enemy radio networks and report all information of intelligence value is reported to OPFOR HQ.

TASK: Disrupt Enemy Movement and Operations Using Tactical Nuclear Weapons (34-OPFOR-1002)

CONDITION: Orders have been received to use tactical nuclear weapons in the enemy's rear area. Key locations have been identified.

STANDARD: Tactical nuclear missiles are delivered on target. Movement of equipment and supplies is disrupted or delayed to forward areas. Enemy equipment and supplies are destroyed. A high rate of nuclear casualties is inflicted among enemy troops.

TASK: Conduct Air Attacks (34-OPFOR-1006)

CONDITION: OPFOR elements in the rear area have forwarded the coordinates of enemy facilities and elements. OPFOR aircraft have been dispatched to attack enemy installations or convoys.

STANDARD: Locate support sites, command and control facilities, and/or convoys. Conduct attack runs on designated targets. Enemy equipment, supplies, and vehicles are destroyed and enemy personnel are killed.

TASK: Disrupt Enemy Movement and Operations Using Persistent and Nonpersistent Chemical Weapons (34-OPFOR-1001)

CONDITION: Conventional artillery weapons or aircraft are available to deliver chemical weapons. Routes and key bases in the rear area have been selected.

STANDARD: Chemical agents are delivered into targeted areas. The movement of enemy supplies and equipment to forward areas is delayed by disrupting command and control systems. Enemy movement is successfully channeled into predesignated ambush areas. Enemy supplies and equipment are contaminated. A high rate of casualties is inflicted on enemy forces.

TASK: Conduct Aerial Reconnaissance (34-OPFOR-1007)

CONDITION: OPFOR HQ requires intelligence on the location and identification of enemy elements. Aircraft is dispatched to take photographs and conduct a visual inspection of enemy area.

STANDARD: Locate and photograph enemy positions in assigned sectors, including support and storage bases and command and control facilities. Visual checks are conducted when possible. The enemy is not engaged. Priority intelligence requests and other information requirements (IRs) are reported to OPFOR HQ.

TASK: Conduct Raid (34-OPFOR-1009)

CONDITION: OPFOR element has occupied an objective rally point and has orders to conduct a raid on a rear area base.

STANDARD: Surprise the enemy forces. Assault enemy support base and accomplish assigned tasks. Specified equipment and supplies are destroyed. Decisive engagement is avoided. All personnel are withdrawn from the area within the prescribed time. The collected intelligence data satisfies the priority intelligence requirements (PIRs).

ELEMENT: Three Interrogation Teams

TASK: Establish Interrogation Site (34-5-0205)
(FM 34-52)

ITERATION: 1 2 3 4 5 M (Circle)

COMMANDER/LEADER ASSESSMENT: T P U (Circle)

CONDITIONS: A human intelligence collection team (interrogators) has been tasked to establish an enemy prisoner of war (EPW) and detainee interrogation site within a facility. The facility is already constructed at a location determined by the commander. Unit standing operating procedures (SOP), and logistical and personnel support are available. Some iterations of this task should be performed in mission-oriented protective posture level 4 (MOPP4).

TASK STANDARDS: The interrogation site is established within the facility and coordination for logistical and personnel support is accomplished in accordance with the commander's guidance and the SOP.

TASK STEPS AND PERFORMANCE MEASURES	GO	NO-GO
<p>*1. Team leader receives a briefing from higher headquarters and briefs the team.</p> <hr/> <p>Note: The interrogation facility is normally collocated with a holding area. The actual construction of the interrogation facility and holding area is the responsibility of the engineers. Security of the facility and handling of EPW and detainees is the responsibility of the military police.</p> <hr/> <p>a. Brief the team on number of EPW and detainees, the desired goals of the interrogation, and the concept of operation.</p> <p>b. Brief the team on procedures to obtain fuel, repair parts, various classes of supplies, transportation, engineering, and military police support as needed to sustain and maintain interrogation operations.</p> <p>2. Team establishes areas within the interrogation facility.</p> <p>a. Establish the following:</p> <p>(1) Team operations area.</p> <p>(2) Screening area.</p> <p>(3) Document exploitation area.</p> <p>(4) Interrogation area (in booths or rooms if available).</p> <p>*3. Develop a diagram of the interrogation site indicating location of key areas and other information.</p> <p>*4. Team chief coordinates with holding area officer in charge (OIC).</p> <p>a. Coordinate for guards to accompany EPW or detainees throughout the screening and interrogation.</p> <p>b. Coordinate the routes and procedures to be used when moving EPW and detainees between the latrine, holding area, screening area, and the interrogation area.</p> <p>c. Maintain a log of coordination actions taken to date.</p>		

TASK STEPS AND PERFORMANCE MEASURES	GO	NO-GO
<p>*5. Team chief coordinates moral, welfare, and recreation support for soldiers.</p> <ul style="list-style-type: none"> a. Coordinate preventive and routine medical care. b. Arrange distribution and collection of personal mail. c. Coordinate hot "A" rations in the ration cycle. d. Make provisions and time for personal hygiene and showers. e. Conduct physical conditioning program. f. Coordinate fuel, prescribed load list, and maintenance requirements. <p>*6. Team chief reports when team is ready to begin operations.</p> <ul style="list-style-type: none"> a. Meet with team members to ensure site is set up as directed. b. Inform higher headquarters and holding area OIC that the site is established and interrogation operations can begin. c. Request from the supported unit or higher headquarters any additional support required. 		

TASK PERFORMANCE / EVALUATION SUMMARY BLOCK							
ITERATION	1	2	3	4	5	M	TOTAL
TOTAL TASK STEPS EVALUATED							
TOTAL TASK STEPS "GO"							
TRAINING STATUS "GO"/"NO-GO"							

* indicates a leader task step.

SUPPORTING INDIVIDUAL TASKS

Task Number	Task Title	References
191-376-4100(SL2)	Perform EPW/CI Security and Control Activities at an EPW/CI Camp	STP 21-24-SMCT
301-97E-1155	Prepare the Human Intelligence (HUMINT) Exploitation Site	STP 34-97E14-SMTG
301-97E-2000	Maintain Human Intelligence (HUMINT) Operational Logs	STP 34-97E14-SMTG
301-97E-2002	Supervise Document Exploitation Operations	STP 34-97E14-SMTG
301-97E-2152	Supervise Screening Operations	STP 34-97E14-SMTG
301-97E-3002	Direct Screening Operations	STP 34-97E14-SMTG
301-97E-3003	Direct Human Intelligence (HUMINT) Exploitation Operations	STP 34-97E14-SMTG
301-97E-3004	Direct Captured Multimedia Exploitation Operations	STP 34-97E14-SMTG
301-97E-3005	Direct Open Source Intelligence (OSINT) Exploitation Operations	STP 34-97E14-SMTG
301-97E-3050	Direct Coordination and Liaison Operations	STP 34-97E14-SMTG
301-97E-4002	Manage Exploitation Operations	STP 34-97E14-SMTG
301-S97-1451	Exploit Open Source Material	STP 34-97B15-SM-TG STP 34-97E14-SMTG
301-S97-6000	Conduct Map Tracking	STP 34-97B15-SM-TG STP 34-97E14-SMTG
301-S97-6005	Use an Interpreter	STP 34-97B15-SM-TG STP 34-97E14-SMTG

SUPPORTING INDIVIDUAL TASKS

Task Number	Task Title	References
301-S97-6010	Supervise the Operation of the Counterintelligence HUMINT Automated Tool Set (CHATS)	STP 34-97E14-SMTG
301-S97-6051	Conduct Required Coordination	STP 34-97B15-SM-TG STP 34-97E14-SMTG

SUPPORTING COLLECTIVE TASKS: None

OPFOR TASKS AND STANDARDS

TASK: Disrupt Enemy Movement and Operations Using Persistent and Nonpersistent Chemical Weapons (34-OPFOR-1001)

CONDITION: Conventional artillery weapons or aircraft are available to deliver chemical weapons. Routes and key bases in the rear area have been selected.

STANDARD: Chemical agents are delivered into targeted areas. The movement of enemy supplies and equipment to forward areas is delayed by disrupting command and control systems. Enemy movement is successfully channeled into predesignated ambush areas. Enemy supplies and equipment are contaminated. A high rate of casualties is inflicted on enemy forces.

TASK: Conduct Aerial Reconnaissance (34-OPFOR-1007)

CONDITION: Opposing force (OPFOR) HQ requires intelligence on the location and identification of enemy elements. Aircraft is dispatched to take photographs and conduct a visual inspection of enemy area.

STANDARD: Locate and photograph enemy positions in assigned sectors, including support and storage bases and command and control facilities. Visual checks are conducted when possible. The enemy is not engaged. Priority intelligence requests and other information requirements (IRs) are reported to OPFOR HQ.

TASK: Disrupt Enemy Movement and Operations Using Tactical Nuclear Weapons (34-OPFOR-1002)

CONDITION: Orders have been received to use tactical nuclear weapons in the enemy's rear area. Key locations have been identified.

STANDARD: Tactical nuclear missiles are delivered on target. Movement of equipment and supplies is disrupted or delayed to forward areas. Enemy equipment and supplies are destroyed. A high rate of nuclear casualties is inflicted among enemy troops.

TASK: Disrupt Friendly Defensive Operations (34-OPFOR-1014)

CONDITION: Friendly forces are establishing local defensive positions and obstacles. OPFOR element receives orders to harass and disrupt these efforts. OPFOR has offensive air support and nuclear, biological, and chemical (NBC) weapons available.

STANDARD: OPFOR element locates and penetrates friendly positions and causes a halt or disruption in work being completed on defenses.

TASK: Conduct Terrorist and Saboteur Attacks (34-OPFOR-1013)

CONDITION: OPFOR dispatches small team(s) into enemy rear area to disrupt support operations.

STANDARD: Locate rear support bases and command and control facilities. Rear area support operations are delayed and disrupted. Rear area bases are infiltrated to conduct sabotage and terrorist activities. Supplies and equipment are destroyed and casualties are inflicted.

TASK: Conduct Hasty Ambush (34-OPFOR-1003)

CONDITION: OPFOR element is moving in a concealed area when an enemy element is reported moving along an adjacent route.

STANDARD: The ambush site is prepared before the arrival of the enemy element. The enemy force is surprised and casualties are inflicted within the designated kill zone. Delay enemy march element from reaching its specified destination. Withdraw, on order, within 2 minutes of ambush initiation. Report results of mission to headquarters.

TASK: Conduct Raid (34-OPFOR-1009)

CONDITION: OPFOR element has occupied an objective rally point and has orders to conduct a raid on a rear area base.

STANDARD: Surprise the enemy forces. Assault enemy support base and accomplish assigned tasks. Specified equipment and supplies are destroyed. Decisive engagement is avoided. All personnel are withdrawn from the area within the prescribed time. The collected intelligence data satisfies the priority intelligence requirements (PIRs).

TASK: Conduct Deliberate Ambush (34-OPFOR-1004)

CONDITION: OPFOR element is operating along an enemy major supply route. Intelligence has reported an enemy convoy approaching the element. Headquarters has ordered complete destruction of the march element. The march element is approximately 15 minutes from the ambush point. OPFOR element possesses automatic weapons, antiarmor weapons, and command-detonated mines.

STANDARD: Prepare ambush site before arrival of enemy convoy. Surprise enemy forces. Force enemy march element to halt in kill zone. Kill, wound, or capture enemy personnel and destroy all vehicles and equipment. Consolidate and withdraw from the area on order. Results of the mission are reported to headquarters.

ELEMENT: Three Interrogation Teams

TASK: Conduct Interrogation Support Operations (34-5-0214)
(FM 34-52)

ITERATION: 1 2 3 4 5 M (Circle)

COMMANDER/LEADER ASSESSMENT: T P U (Circle)

CONDITIONS: The interrogation team is established at the brigade support area (BSA). The interrogation team will provide human intelligence (HUMINT) collection support at the BSA and be prepared to provide direct support to deployed battalions. Communications have been established using the Counter-intelligence/Human intelligence Automated Tool Set (CHATS) and frequency modulated (FM) radio. The commander's priority intelligence requests are known and unit standing operating procedures (SOP) are available. Some iterations of this task should be performed in mission-oriented protective posture level 4 (MOPP4).

TASK STANDARDS: Perform screening, interrogation, and document exploitation in accordance with the commander's guidance and the unit SOP. Maintain records and files in accordance with unit SOP and commander's guidance.

TASK STEPS AND PERFORMANCE MEASURES	GO	NO-GO
<p>*1. Team leader supervises the interrogation team.</p> <ul style="list-style-type: none"> a. Provide priority intelligence requirements (PIRs) to all team members. b. Conduct regular checks with the brigade intelligence officer (S2) to ensure latest PIRs have been received. c. Conduct mission planning. <p>2. Conduct enemy prisoners of war (EPW)/detainee screening operations.</p> <ul style="list-style-type: none"> a. Use CHATS database and digital camera to assist in screening process. b. Screen EPW/detainees as they arrive at the brigade collection point. c. Use linguists as needed to assist with screening. d. Identify high-priority EPW/detainees to interrogate using PIR and team leader's guidance. <p>3. Conduct interrogation operations. See FM 34-52 for detailed steps on approach, map tracking, questioning techniques, and termination of an interrogation.</p> <ul style="list-style-type: none"> a. First interrogate EPW/detainees that have the highest priority. b. Determine the language and fluency required for interrogation and use a linguist as necessary. c. Identify the best approach to use. d. Obtain background information and physical condition of the EPW/detainees. e. Interrogate, conduct map tracking, and terminate the interrogation. f. Gather all information obtained during the interrogation and write reports. <p>*4. Team chief monitors conduct of interrogations.</p> <ul style="list-style-type: none"> a. Ensure EPW/detainees are treated in accordance with the Geneva convention. b. Report violations through the chain of command. 		

TASK STEPS AND PERFORMANCE MEASURES	GO	NO-GO
<p>*5. Team chief reports the status of interrogations to higher headquarters.</p> <ul style="list-style-type: none"> a. Determine frequency, method, and format for reporting. b. Consolidate and forward all reports to higher headquarters or the supported unit using CHATS or FM radio. c. Immediately report loss of personnel or major end items. d. Coordinate with supported unit for vehicle maintenance support, when required. <p>6. Screen, categorize, exploit, and evacuate captured enemy documents (CEDs).</p> <ul style="list-style-type: none"> a. Inventory all incoming CEDs. b. Compare incoming CEDs with the document transmittal forms and document tags that accompanied them. c. Identify all CEDs listed on the document transmittal forms but not on hand. d. Identify all CEDs with incomplete or missing document transmittal forms or document tags. e. Initiate trace action on all missing CEDs. f. Document effort to trace missing CEDs. g. Scan each captured enemy document (CED) to determine its content. h. Extract and translate pertinent information from CEDs. i. Identify as category A all CEDs containing time-sensitive information that pertain to the team's PIR and information requirements (IRs). Electronically scan and transmit highly perishable documents and associated analytic notations to higher headquarters using CHATS. j. Identify as category B all CEDs that are encrypted, contain cryptographic information, or contain information relating to the enemy's communications systems. k. Identify as category C all CEDs containing information that is not time-sensitive and does not pertain to the team's PIR and IR. l. Identify as category D all CEDs that do not appear to contain any information of intelligence value. m. Identify as technical documents (TECHDOCs) all CEDs containing technical information associated with specific items of enemy equipment. In order to expedite their evacuation and exploitation, TECHDOCs CEDs will receive the same processing priority as category A CEDs. n. Report all PIR information to higher headquarters as soon as it is identified. o. Group CEDs, prepare transmittal forms in order of priority, and evacuate to the next higher echelon. <p>7. Document interrogation activities.</p> <ul style="list-style-type: none"> a. Establish records and files of interrogations, CED exploitation, and other interrogation operations in accordance with unit SOP and team leader's guidance. b. Record all events that impact the team's operations. c. Use CHATS to establish and maintain files where feasible. 		

TASK PERFORMANCE / EVALUATION SUMMARY BLOCK							
ITERATION	1	2	3	4	5	M	TOTAL
TOTAL TASK STEPS EVALUATED							
TOTAL TASK STEPS "GO"							
TRAINING STATUS "GO"/"NO-GO"							

* indicates a leader task step.

SUPPORTING INDIVIDUAL TASKS

Task Number	Task Title	References
113-637-2001(SL1)	Communicate Via a Tactical Radio	STP 21-1-SMCT
181-105-1001(SL1)	Comply With the Law of War and the Geneva and Hague Conventions	STP 21-1-SMCT
181-105-2001(SL2)	Enforce the Law of War and the Geneva and Hague Conventions	STP 21-24-SMCT
191-376-4101(SL2)	Process EPW/CI at Collecting Point or Holding Area.	STP 21-24-SMCT
301-337-3305	Select Sources and Assign Priority of Interrogation	STP 34-97E14-SMTG
301-337-3308	Assign Interrogators	STP 34-97E14-SMTG
301-371-1000(SL1)	Report Intelligence Information	STP 21-1-SMCT
301-371-1200(SL2)	Process Captured Materiel	STP 21-24-SMCT
301-96B-2350	Establish Intelligence Database(s)	STP 34-97B15-SM-TG STP 34-97E14-SMTG
301-97B-1250	Assist in Counterintelligence (CI) Screening Operations	STP 34-97B15-SM-TG
301-97E-1100	Screen Potential Human Intelligence (HUMINT) Sources	STP 34-97E14-SMTG
301-97E-1152	Develop Approach Strategies	STP 34-97E14-SMTG
301-97E-1250	Assess Source for Truthfulness and Accuracy	STP 34-97E14-SMTG
301-97E-1251	Question Source for Intelligence Information	STP 34-97E14-SMTG
301-97E-1400	Process Documents	STP 34-97E14-SMTG
301-97E-1401	Screen Documents for Intelligence Value	STP 34-97E14-SMTG
301-97E-1403	Exploit Documents	STP 34-97E14-SMTG
301-97E-2000	Maintain Human Intelligence (HUMINT) Operational Logs	STP 34-97E14-SMTG
301-97E-2002	Supervise Document Exploitation Operations	STP 34-97E14-SMTG
301-97E-3002	Direct Screening Operations	STP 34-97E14-SMTG
301-97E-3004	Direct Captured Multimedia Exploitation Operations	STP 34-97E14-SMTG
301-S97-1002	Exploit Dispositions	STP 34-97B15-SM-TG STP 34-97E14-SMTG
301-S97-1451	Exploit Open Source Material	STP 34-97E14-SMTG
301-S97-6000	Conduct Map Tracking	STP 34-97E14-SMTG
301-S97-6004	Conduct Basic Questioning	STP 34-97E14-SMTG
301-S97-6005	Use an Interpreter	STP 34-97E14-SMTG
301-S97-6007	Set Up, Operate, and Maintain a Counterintelligence HUMINT Automated Tools Set (CHATS)	STP 34-97B15-SM-TG
301-S97-6051	Conduct Required Coordination	STP 34-97E14-SMTG STP 34-97B15-SM-TG STP 34-97E14-SMTG

SUPPORTING COLLECTIVE TASKS: None

OPFOR TASKS AND STANDARDS

TASK: Conduct Terrorist and Saboteur Attacks (34-OPFOR-1013)

CONDITION: Opposing force (OPFOR) dispatches small team(s) into enemy rear area to disrupt support operations.

STANDARD: Locate rear support bases and command and control facilities. Rear area support operations are delayed and disrupted. Rear area bases are infiltrated to conduct sabotage and terrorist activities. Supplies and equipment are destroyed and casualties are inflicted.

TASK: Conduct Raid (34-OPFOR-1009)

CONDITION: OPFOR element has occupied an objective rally point and has orders to conduct a raid on a rear area base.

STANDARD: Surprise the enemy forces. Assault enemy support base and accomplish assigned tasks. Specified equipment and supplies are destroyed. Decisive engagement is avoided. All personnel are withdrawn from the area within the prescribed time. The collected intelligence data satisfies the priority intelligence requirements (PIRs).

TASK: Gather Intelligence (34-OPFOR-1008)

CONDITION: OPFOR elements, operating in the rear area, are planning attacks on enemy bases. Information is needed before plans are finalized.

STANDARD: Identify all priority intelligence requests and other IRs. Pass through any outpost, defensive wire, or warning device undetected. Move to an observation point that offers cover and concealment and is close enough to gather required information. Gather data that answers IRs. Withdraw from area undetected. Report all information of value to OPFOR headquarters.

TASK: Surrender to Capturing Unit on the Battlefield (34-OPFOR-1017)

CONDITION: Friendly forces capture OPFOR element in whole or in part during operations. OPFOR Soldiers have documents or equipment of tactical value with them when captured.

STANDARD: OPFOR soldiers prevent capture of documents or equipment and consistently hinder efforts of friendly forces to search, segregate, and secure them.

TASK: Disrupt Enemy Movement and Operations Using Tactical Nuclear Weapons (34-OPFOR-1002)

CONDITION: Orders have been received to use tactical nuclear weapons in the enemy's rear area. Key locations have been identified.

STANDARD: Tactical nuclear missiles are delivered on target. Movement of equipment and supplies is disrupted or delayed to forward areas. Enemy equipment and supplies are destroyed. A high rate of nuclear casualties is inflicted among enemy troops.

TASK: Disrupt Enemy Movement and Operations Using Persistent and Nonpersistent Chemical Weapons (34-OPFOR-1001)

CONDITION: Conventional artillery weapons or aircraft are available to deliver chemical weapons. Routes and key bases in the rear area have been selected.

STANDARD: Chemical agents are delivered into targeted areas. The movement of enemy supplies and equipment to forward areas is delayed by disrupting command and control systems. Enemy movement is successfully channeled into predesignated ambush areas. Enemy supplies and equipment are contaminated. A high rate of casualties is inflicted on enemy forces.

TASK: Perform as a Paramilitary Official (34-OPFOR-1018)

CONDITION: The role player is familiar with the human intelligence (HUMINT) mission and scenario.

STANDARD: The role player provides the unit with information, support, or authorization/approval to conduct operations. He acts in accordance with cultural norms established for the scenario. He behaves in accordance with the personality developed for him in support of the scenario. The role player supports actions that do not conflict with his national or bureaucratic interests, personality, personal interests, or cultural norms. He also incorporates guidance given to him by the civil affairs planner. He stays in character at all times in the presence of Blue Force (BLUFOR).

TASK: Perform as a Government Official (34-OPFOR-1019)

CONDITION: The role player is familiar with the HUMINT mission and scenario.

STANDARD: The role player provides the unit with information, support, or authorization/approval to conduct operations. He acts in accordance with the cultural norms established for the scenario. He behaves in accordance with the personality developed for him in support of the scenario. The role player supports actions that do not conflict with his national or bureaucratic interests, personality, personal interests, or cultural norms. He also incorporates guidance given to him by the civil affairs planner. He stays in character at all times in the presence of BLUFOR.

TASK: Perform as a U.S. Government Official (34-OPFOR-1020)

CONDITION: The role player is familiar with the HUMINT mission and scenario.

STANDARD: The role player provides the unit with information, support, or authorization/approval to conduct operations. He acts in accordance with the cultural norms. He behaves in accordance with the personality developed for him in support of the scenario. The role player supports actions that do not conflict with U.S. national or agency-specific bureaucratic interests, his personality or personal interests, cultural norms, or U.S. public opinion. He also incorporates guidance given to him by the civil affairs planner. He stays in character at all times in the presence of BLUFOR.

TASK: Perform as a Nongovernmental Organization (NGO) Representative (34-OPFOR-1021)

CONDITION: The role player is familiar with the HUMINT mission and scenario.

STANDARD: The role player provides the unit with information, support, or authorization/approval to conduct operations. He behaves in accordance with the personality developed for him in support of the scenario. He supports actions that do not conflict with his organizational or bureaucratic interests, personality or personal interests, or international law. He also incorporates guidance given to him by the civil affairs planner. He stays in character at all times in the presence of BLUFOR.

TASK: Perform as a Civilian at Stage 1 (Progovernment, Pro-BLUFOR) (34-OPFOR-1022)

CONDITION: The role player is familiar with the HUMINT mission and scenario.

STANDARD: The role player is extremely cooperative with BLUFOR. He is nonaggressive toward BLUFOR. He is fully compliant to BLUFOR commands, actively seeks out BLUFOR assistance, and informs BLUFOR of all known OPFOR activities. The role player informs on suspected commander landing force (CLF) operations and won't willingly assist OPFOR in any way unless placed in jeopardy of life. He is willing to overlook minor violations of the rules of engagement (ROE)/law of war. He acts in accordance with the cultural norms established for the scenario. The role player behaves in accordance with the personality developed for him and stays in character at all times in the presence of the BLUFOR. He incorporates guidance given to him by the collocated operating bases (COBs) site managers. He is fearful of a pointed weapon.

TASK: Perform as a Civilian at Stage 2 (Progovernment to Neutral) (34-OPFOR-1023)

CONDITION: The role player is familiar with the HUMINT mission and scenario.

STANDARD: The role player is cooperative with BLUFOR but tries to maintain a neutral facade. He is compliant with BLUFOR demands, but complains if BLUFOR violates ROE/the law of war. He only offers BLUFOR use of facilities if an emergency is present. He may pass information about the OPFOR to BLUFOR if scripted, or if BLUFOR asks a relevant question. The role player accepts BLUFOR assistance. He won't allow OPFOR assistance or use of facilities unless threatened by force. He is fearful of pointed weapons. He acts in accordance with the cultural norms and behaves in accordance with the personality developed for him in support of the scenario. He incorporates guidance given to him by collocated operating bases (COBs) site managers. He stays in character at all times in the presence of BLUFOR.

TASK: Perform as a Civilian at Stage 3 (Neutral) (34-OPFOR-1024)

CONDITION: The role player is familiar with the HUMINT mission and scenario.

STANDARD: The role player is equally cooperative with BLUFOR and OPFOR. He will not give information openly to either BLUFOR or OPFOR unless collocated operating base (COB) staff directs event. He reports violations of the ROE/law of land warfare to civil officials or role play press. He openly accepts support from either side. He avoids being overly friendly to the BLUFOR and complies with BLUFOR demands, but does so grudgingly. He allows either BLUFOR or OPFOR to temporarily use facilities. He is fearful of pointed weapons. The role player acts in accordance with the cultural norms and behaves in accordance with the personality developed for him in support of the scenario. He incorporates guidance given to him by COB site managers. He stays in character at all times in the presence of BLUFOR.

TASK: Perform as a Civilian at Stage 4 (Neutral to Antigovernment) (34-OPFOR-1025)

CONDITION: The role player is familiar with the HUMINT mission and scenario.

STANDARD: The role player is less cooperative with BLUFOR and is friendly to OPFOR. He will give information to OPFOR when approved by COB site manager. He also will give information to BLUFOR when approved by COB site manager. He actively reports any ROE violation in an agitated, boisterous manner. He is reluctantly compliant of BLUFOR demands. He gives OPFOR any logistic support available in village. He is fearful but belligerent if weapons are pointed at him. He acts in accordance with the cultural norms and behaves in accordance with the personality developed for him in support of the scenario. He incorporates guidance given by COB site managers. He stays in character at all times in the presence of BLUFOR.

TASK: Perform as a Civilian at Stage 5 (Antigovernment/Anti-BLUFOR) (34-OPFOR-1026)

CONDITION: The role player is familiar with the HUMINT mission and scenario.

STANDARD: The role player openly supports OPFOR and is antigovernment and anti-BLUFOR. He actively works to frustrate BLUFOR goals. He is politically active and seeks to incite others. He gives BLUFOR data to OPFOR and allows OPFOR to occupy facilities. He also supports terrorist operations but does not actively participate. He will turn in to OPFOR those who are pro-BLUFOR and refuses to let BLUFOR use facilities. He is noncompliant to BLUFOR demands and is openly disobedient and protests BLUFOR activities. He is defiant toward pointed weapons. The role player acts in accordance with the cultural norms and behaves in accordance with the personality developed for him in support of the scenario. He incorporates guidance given by COB site managers. He stays in character at all times in the presence of BLUFOR.

TASK: Perform as a Dislocated Civilian (34-OPFOR-1027)

CONDITION: The role player is familiar with the HUMINT mission and scenario.

STANDARD: The role player provides Blue Force (BLUFOR) with information and acts in accordance with the cultural norms established for the scenario. He behaves in accordance with the personality developed for him in support of the scenario. He exhibits a strong desire to flee the area by the easiest, most direct route. Without positive control measures by BLUFOR, the role player moves onto main supply routes (MSRs) and interferes with tactical operations. He will comply with BLUFOR guidance to move through an area. However, he becomes frightened to the point of hysteria if BLUFOR insists on no passage through an area or insists on travel through an area role player knows is mined or held by OPFOR. He will, on direction of COB site manager, try to bypass or flee through BLUFOR traffic control measures. He flees at the sound of warning shots and is prone to panic. He begs for mercy when confronted with pointed weapon and becomes hysterical if threatened. He stays in character at all times in the presence of BLUFOR.

ELEMENTS: Three Voice Collection Teams
 Five Electronic Warfare Teams
 Electronic Platoon Headquarters
 Three HF/VHF Electronic Countermeasure Teams

TASK: Establish an Electronic Support (ES) or Electronic Attack (EA) Site (34-5-0800)
 (FM 34-10) (FM 34-45)

ITERATION: 1 2 3 4 5 M (Circle)

COMMANDER/LEADER ASSESSMENT: T P U (Circle)

CONDITIONS: Team has arrived at the tactical intelligence and electronic warfare operating site. Hazards such as a nuclear, biological, or chemical (NBC) environment; limited visibility; night; inclement weather; and opposing force (OPFOR) can exist. Some iterations of this task should be performed in mission-oriented protective posture level 4 (MOPP4).

TASK STANDARDS: Site is operational within time standards established by the analysis and control team or company command post.

TASK STEPS AND PERFORMANCE MEASURES	GO	NO-GO
<p>1. Conduct map reconnaissance of the area of operations.</p> <ul style="list-style-type: none"> a. Locate the general site assigned by the supported unit. b. Locate the target areas. c. Analyze the terrain to determine specific site employment, ensuring line of site is maintained with target areas. <p>*2. Select specific collection site. The team leader selects primary, alternate, and supplementary sites by conducting ground reconnaissance of the specific location. The following factors should be considered in selecting specific sites:</p> <ul style="list-style-type: none"> a. Maximum coverage of the target areas. b. Primary and alternate routes for lateral, forward, and rearward movement. c. Lines of communication (for wire or radio) to the supported unit. d. Availability of cover and concealment. e. Coordination with adjacent units. f. Informing the analysis and control team of final site selection. <p>*3. Establish security.</p> <ul style="list-style-type: none"> a. Assign fighting positions to protect the site against enemy threat. b. Perform security checks in and around the site. c. Position equipment to take advantage of natural concealment and cover. d. Establish a tactical special compartmented information facility. e. Camouflage equipment to prevent detection by enemy. f. Enforce light, noise, and litter discipline. 		

TASK STEPS AND PERFORMANCE MEASURES	GO	NO-GO
<p>4. Establish line of sight with the supported unit and/or communications with Prophet control.</p> <p>a. Notify friendly forces of team's presence.</p> <p>b. Identify logistical and defense requirements.</p> <p>c. Ascertain status of opposing force operating in the area.</p> <p>5. Conduct before-operations preventive maintenance checks and services on equipment.</p> <p>a. Identify 100 percent of deadline deficiencies.</p> <p>b. Provide operator level maintenance to keep equipment operational.</p> <p>6. Set up equipment.</p> <p>7. Notify the platoon operations center and/or Prophet control when team is operational.</p> <p>8. Continue to improve field fortifications and camouflage as time allows.</p>		

TASK PERFORMANCE / EVALUATION SUMMARY BLOCK							
ITERATION	1	2	3	4	5	M	TOTAL
TOTAL TASK STEPS EVALUATED							
TOTAL TASK STEPS "GO"							
TRAINING STATUS "GO"/"NO-GO"							

* indicates a leader task step.

SUPPORTING INDIVIDUAL TASKS

Task Number	Task Title	References
071-326-0513(SL1)	Select Temporary Fighting Positions	STP 21-1-SMCT
071-326-0608(SL2)	Use Visual Signalling Techniques	STP 21-24-SMCT
071-326-5703(SL1)	Construct Individual Fighting Positions	STP 21-1-SMCT
071-326-5705(SL2)	Establish an Observation Post	STP 21-24-SMCT
071-326-5775(SL4)	Coordinate With an Adjacent Platoon	STP 21-24-SMCT
071-326-5805(SL3)	Conduct a Route Reconnaissance Mission	STP 21-24-SMCT
071-329-1006(SL1)	Navigate From One Point on the Ground to Another Point While Dismounted	STP 21-1-SMCT
071-329-1019(SL2)	Use a Map Overlay	STP 21-24-SMCT
071-329-1030(SL1)	Navigate From One Point on the Ground to Another Point While Mounted	STP 21-1-SMCT
071-331-0815(SL1)	Practice Noise, Light, and Litter Discipline	STP 21-1-SMCT
071-331-1004(SL1)	Perform Duty as a Guard	STP 21-1-SMCT
071-332-5000(SL3)	Prepare an Operation Overlay	STP 21-24-SMCT
071-332-5021(SL3)	Prepare a Situation Map	STP 21-24-SMCT
071-410-0012(SL3)	Conduct Occupation of an Assembly Area	STP 21-24-SMCT
071-430-0002(SL2)	Conduct a Defense by a Squad	STP 21-24-SMCT
071-430-0006(SL4)	Conduct a Defense by a Platoon	STP 21-24-SMCT
071-720-0015(SL3)	Conduct an Area Reconnaissance by a Platoon	STP 21-24-SMCT
091-CLT-4029(SL2)	Supervise Preventive Maintenance Checks and Services (PMCS)	STP 21-24-SMCT
113-571-1023(SL1)	Prepare a Written Message in USMTF Format	STP 21-1-SMCT
113-600-2001(SL1)	Communicate Via a Tactical Telephone	STP 21-1-SMCT

SUPPORTING INDIVIDUAL TASKS

Task Number	Task Title	References
113-637-2001(SL1)	Communicate Via a Tactical Radio	STP 21-1-SMCT
191-376-4114(SL1)	Control Entry to and Exit From a Restricted Area	STP 21-1-SMCT
441-091-2000(SL2)	Defend Against Air Attack (Active)	STP 21-24-SMCT
551-88N-0004(SL3)	Coordinate Unit Movement	STP 21-24-SMCT
805C-PAD-1001(SL4)	Prepare a Standing Operating Procedure (SOP)	STP 21-24-SMCT
805C-PAD-2461(SL2)	Maintain Accountability of Personnel (Status Report)	STP 21-24-SMCT
805C-PAD-2472(SL2)	Prepare a Duty Roster	STP 21-24-SMCT

SUPPORTING COLLECTIVE TASKS: None

OPFOR TASKS AND STANDARDS

TASK: Conduct Raid (34-OPFOR-1009)

CONDITION: OPFOR element has occupied an objective rally point and has orders to conduct a raid on a rear area base.

STANDARD: Surprise the enemy forces. Assault enemy support base and accomplish assigned tasks. Specified equipment and supplies are destroyed. Decisive engagement is avoided. All personnel are withdrawn from the area within the prescribed time. The collected intelligence data satisfies the priority intelligence requirements (PIRs).

TASK: Attack (34-OPFOR-1010)

CONDITION: Enemy rear area support base has been located. PIRs and other intelligence requirements (IRs) have been obtained by OPFOR patrols. Element has automatic and antiarmor weapons, and light mortars. Element is approximately the size of two platoons.

STANDARD: An attack plan is developed. An attack is initiated using a scheme of maneuver that exploits enemy flanks, gaps, and weaknesses. Covered and concealed routes are used to approach enemy areas. Employ indirect fire to support attack. Penetrate enemy defenses. Destroy equipment and supplies, inflict casualties, isolate the support base, and block reinforcements. The enemy unit is forced to displace.

TASK: Disrupt Enemy Movement and Operations Using Persistent and Nonpersistent Chemical Weapons (34-OPFOR-1001)

CONDITION: Conventional artillery weapons or aircraft are available to deliver chemical weapons. Routes and key bases in the rear area have been selected.

STANDARD: Chemical agents are delivered into targeted areas. The movement of enemy supplies and equipment to forward areas is delayed by disrupting command and control systems. Enemy movement is successfully channeled into predesignated ambush areas. Enemy supplies and equipment are contaminated. A high rate of casualties is inflicted on enemy forces.

TASK: Disrupt Enemy Movement and Operations Using Tactical Nuclear Weapons (34-OPFOR-1002)

CONDITION: Orders have been received to use tactical nuclear weapons in the enemy's rear area. Key locations have been identified.

STANDARD: Tactical nuclear missiles are delivered on target. Movement of equipment and supplies is disrupted or delayed to forward areas. Enemy equipment and supplies are destroyed. A high rate of nuclear casualties is inflicted among enemy troops.

TASK: Conduct Hasty Ambush (34-OPFOR-1003)

CONDITION: OPFOR element is moving in a concealed area when an enemy element is reported moving along an adjacent route.

STANDARD: The ambush site is prepared before the arrival of the enemy element. The enemy force is surprised and casualties are inflicted within the designated kill zone. Delay enemy march element from reaching its specified destination. Withdraw, on order, within 2 minutes of ambush initiation. Report results of mission to headquarters.

TASK: Maintain Contact (34-OPFOR-1011)

CONDITION: OPFOR element is tactically engaged with enemy base defense forces. Enemy forces are withdrawing under pressure.

STANDARD: Decisively engage the enemy forces. As the enemy withdraws, the unit or force advances, maintaining contact.

TASK: Conduct Deliberate Ambush (34-OPFOR-1004)

CONDITION: OPFOR element is operating along an enemy major supply route. Intelligence has reported an enemy convoy approaching the element. Headquarters has ordered complete destruction of the march element. The march element is approximately 15 minutes from the ambush point. OPFOR element possesses automatic weapons, antiarmor weapons, and command-detonated mines.

STANDARD: Prepare ambush site before arrival of enemy convoy. Surprise enemy forces. Force enemy march element to halt in kill zone. Kill, wound, or capture enemy personnel and destroy all vehicles and equipment. Consolidate and withdraw from the area on order. Results of the mission are reported to headquarters.

ELEMENT: Three Voice Collection Teams

TASK: Conduct Voice Communications Intercept or Radio Direction Finding (RDF) Using the Prophet (AN/PRD-13(V)2) (34-5-0804)
 (FM 34-80) (FM 34-2)

ITERATION: 1 2 3 4 5 M (Circle)

COMMANDER/LEADER ASSESSMENT: T P U (Circle)

CONDITIONS: The team is operational and has been given clear mission tasking. An active target signals environment exists. Hazards such as nuclear, biological, and chemical (NBC) environment, limited visibility, night, inclement weather, and opposing force (OPFOR) can exist. Some iterations of this task should be performed in mission-oriented protective posture level 4 (MOPP4).

TASK STANDARDS: Combat information that supports priority intelligence requirements (PIRs) and information requirements (IRs) is transmitted to the intelligence, surveillance, and reconnaissance integration section in time to influence the supported commander's decision.

TASK STEPS AND PERFORMANCE MEASURES	GO	NO-GO
<ol style="list-style-type: none"> 1. Prepare for operations. <ol style="list-style-type: none"> a. Establish very high frequency (VHF) and high frequency (HF) communications with Prophet control. b. Receive/verify receipt of taboo frequency list. c. Receive/verify receipt of target frequency list. d. Monitor seize of jamming operations. 2. Perform intercept operations. <ol style="list-style-type: none"> a. Search spectrum for active target signals. b. Locate active target signals. c. Tip off nontasked target signals to Prophet control. 3. Determine lines of bearing (LOBs). <ol style="list-style-type: none"> a. Read LOBs from azimuth indicator. b. Log LOBs. c. Transmit LOBs data through Prophet control. 4. Identify target communications. <ol style="list-style-type: none"> a. Identify active target signals to country, service, and general activity upon intercept. b. Hand copy 80 percent of the who, what, where, and when of the target transmission. 5. Identify reportable combat information. <ol style="list-style-type: none"> a. Identify all critical intelligence information within 2 minutes of intercept. b. Identify tactical report information within 5 minutes of intercept. c. Identify intelligence items requiring further exploitation. 		

TASK STEPS AND PERFORMANCE MEASURES	GO	NO-GO
<p>6. Report combat information.</p> <p>a. Report all critical combat information to Prophet control.</p> <p>b. Report all tactical report information to Prophet control.</p> <p>c. Send all items requiring further exploitation to the intelligence, surveillance, and reconnaissance integration section through the Prophet control.</p> <p>7. Transmit the resource status report through the platoon and troop to the squadron within 10 minutes of any change in mission status.</p>		

TASK PERFORMANCE / EVALUATION SUMMARY BLOCK							
ITERATION	1	2	3	4	5	M	TOTAL
TOTAL TASK STEPS EVALUATED							
TOTAL TASK STEPS "GO"							
TRAINING STATUS "GO"/"NO-GO"							

* indicates a leader task step.

SUPPORTING INDIVIDUAL TASKS

Task Number	Task Title	References
071-326-5775(SL4)	Coordinate With an Adjacent Platoon	STP 21-24-SMCT
113-571-1023(SL1)	Prepare a Written Message in USMTF Format	STP 21-1-SMCT
113-600-2001(SL1)	Communicate Via a Tactical Telephone	STP 21-1-SMCT
113-637-2001(SL1)	Communicate Via a Tactical Radio	STP 21-1-SMCT
191-376-4114(SL1)	Control Entry to and Exit From a Restricted Area	STP 21-1-SMCT
301-371-1000(SL1)	Report Intelligence Information	STP 21-1-SMCT
301-371-1050(SL1)	Implement Operations Security (OPSEC) Measures	STP 21-1-SMCT
301-371-1052(SL1)	Protect Classified Information and Material	STP 21-1-SMCT
301-371-1150(SL3)	Identify Intelligence and Electronic Warfare (IEW) Assets	STP 21-24-SMCT
301-98G-1350	Maintain Individual Foreign Language Proficiency to Meet Army Standards	STP 34-98G14-SM-TG
805C-PAD-3591(SL3)	Protect Classified Information and Materials	STP 21-24-SMCT
805C-PAD-3594(SL3)	Store Classified Information and Materials	STP 21-24-SMCT

SUPPORTING COLLECTIVE TASKS: None

OPFOR TASKS AND STANDARDS

TASK: Gather Intelligence (34-OPFOR-1008)

CONDITION: OPFOR elements, operating in the rear area, are planning attacks on enemy bases. Information is needed before plans are finalized.

STANDARD: Identify all priority intelligence requests and other IRs. Pass through any outpost, defensive wire, or warning device undetected. Move to an observation point that offers cover and concealment and is close enough to gather required information. Gather data that answers IRs. Withdraw from area undetected. Report all information of value to OPFOR headquarters.

TASK: Disrupt Enemy Movement and Operations Using Tactical Nuclear Weapons (34-OPFOR-1002)

CONDITION: Orders have been received to use tactical nuclear weapons in the enemy's rear area. Key locations have been identified.

STANDARD: Tactical nuclear missiles are delivered on target. Movement of equipment and supplies is disrupted or delayed to forward areas. Enemy equipment and supplies are destroyed. A high rate of nuclear casualties is inflicted among enemy troops.

TASK: Disrupt Enemy Movement and Operations Using Persistent and Nonpersistent Chemical Weapons (34-OPFOR-1001)

CONDITION: Conventional artillery weapons or aircraft are available to deliver chemical weapons. Routes and key bases in the rear area have been selected.

STANDARD: Chemical agents are delivered into targeted areas. The movement of enemy supplies and equipment to forward areas is delayed by disrupting command and control systems. Enemy movement is successfully channeled into predesignated ambush areas. Enemy supplies and equipment are contaminated. A high rate of casualties is inflicted on enemy forces.

TASK: Conduct Aerial Reconnaissance (34-OPFOR-1007)

CONDITION: OPFOR HQ requires intelligence on the location and identification of enemy elements. Aircraft is dispatched to take photographs and conduct a visual inspection of enemy area.

STANDARD: Locate and photograph enemy positions in assigned sectors, including support and storage bases and command and control facilities. Visual checks are conducted when possible. The enemy is not engaged. Priority intelligence requests and other IRs are reported to OPFOR HQ.

TASK: Conduct Raid (34-OPFOR-1009)

CONDITION: OPFOR element has occupied an objective rally point and has orders to conduct a raid on a rear area base.

STANDARD: Surprise the enemy forces. Assault enemy support base and accomplish assigned tasks. Specified equipment and supplies are destroyed. Decisive engagement is avoided. All personnel are withdrawn from the area within the prescribed time. The collected intelligence data satisfies the PIRs.

TASK: Conduct Electronic Warfare (34-OPFOR-1012)

CONDITION: OPFOR employs collection and direction-finding assets (ground and air) to monitor and locate enemy forces.

STANDARD: Locate the positions of enemy command, intelligence, and logistics units. Forward the locations of the positions to OPFOR headquarters. Use jamming signals against enemy radio receivers. Monitor enemy radio networks and report all information of intelligence value to OPFOR HQ.

ELEMENT: Three HF/VHF Electronic Countermeasures Teams

TASK: Conduct HF or VHF Electronic Attack (EA) Operations Using AN/TLQ-17A(V)3 (34-5-0805)
 (FM 34-45) (FM 34-2) (FM 34-80)

ITERATION: 1 2 3 4 5 M (Circle)

COMMANDER/LEADER ASSESSMENT: T P U (Circle)

CONDITIONS: The TLQ-17 team is operational. The team has been given clear mission tasking. An active target signals environment exists. Hazards such as a nuclear, biological, or chemical environment, limited visibility, night, inclement weather, and opposing force (OPFOR) can exist. Some iterations of this task should be performed in mission-oriented protective posture level 4 (MOPP4).

TASK STANDARDS: Tasked targets are identified and jammed in accordance with the tasking message.

TASK STEPS AND PERFORMANCE MEASURES	GO	NO-GO
<ol style="list-style-type: none"> 1. Prepare for operations. <ol style="list-style-type: none"> a. Establish radio communications with Prophet control. b. Receive/verify receipt of taboo frequency list. c. Receive/verify receipt of target frequency list. d. Enter target frequencies in AN/TLQ-17A(V)3. e. Search and monitor for signals in the priority, scan, search, or manual modes. f. Monitor seize of jamming operations. g. Intercept tasked target signals. 2. Identify and record incoming signals. <ol style="list-style-type: none"> a. Identify signals as friendly or enemy. b. Compare intercepted signal against list of high payoff targets. c. Hand copy or record combat information from tasked signals. 3. Conduct jamming operations. <ol style="list-style-type: none"> a. Jam in accordance with mission tasking and electronic warfare annex of the operation order (OPORD). b. Jam only parts of the transmission that will confuse and delay the enemy or otherwise degrade target communications. c. Issue an electronic warfare mission summary using U.S. message text format (USMTF) to the threat assessment (TA) team or analysis and control team (ACT). d. Receive updated mission tasking from Prophet control. 4. Identify reportable combat information. <ol style="list-style-type: none"> a. Identify critical intelligence information within 2 minutes of intercept. b. Identify tactical report information within 5 minutes of intercept. c. Identify intelligence items requiring further exploitation. 		

TASK STEPS AND PERFORMANCE MEASURES	GO	NO-GO
<p>5. Report combat information.</p> <p>a. Report all critical intelligence information to Prophet control within 5 minutes after identification as critical.</p> <p>b. Report all tactical report information to the TA team/ACT within 15 minutes of identification.</p> <p>c. Send all items requiring further exploitation (hard copy) to the TA team/ACT in accordance with the unit standing operating procedures (SOP).</p> <p>d. Transmit the resource status report to the TA team/ACT within 10 minutes after any change in mission status.</p>		

TASK PERFORMANCE / EVALUATION SUMMARY BLOCK							
ITERATION	1	2	3	4	5	M	TOTAL
TOTAL TASK STEPS EVALUATED							
TOTAL TASK STEPS "GO"							
TRAINING STATUS "GO"/"NO-GO"							

* indicates a leader task step.

SUPPORTING INDIVIDUAL TASKS

Task Number	Task Title	References
071-326-5775(SL4)	Coordinate With an Adjacent Platoon	STP 21-24-SMCT
113-571-1023(SL1)	Prepare a Written Message in USMTF Format	STP 21-1-SMCT
113-600-2001(SL1)	Communicate Via a Tactical Telephone	STP 21-1-SMCT
113-637-2001(SL1)	Communicate Via a Tactical Radio	STP 21-1-SMCT
301-371-1000(SL1)	Report Intelligence Information	STP 21-1-SMCT
301-371-1050(SL1)	Implement Operations Security (OPSEC) Measures	STP 21-1-SMCT
301-371-1052(SL1)	Protect Classified Information and Material	STP 21-1-SMCT
301-371-1150(SL3)	Identify Intelligence and Electronic Warfare (IEW) Assets	STP 21-24-SMCT
805C-PAD-3591(SL3)	Protect Classified Information and Materials	STP 21-24-SMCT
805C-PAD-3594(SL3)	Store Classified Information and Materials	STP 21-24-SMCT

SUPPORTING COLLECTIVE TASKS: None

OPFOR TASKS AND STANDARDS

TASK: Disrupt Enemy Movement and Operations Using Tactical Nuclear Weapons (34-OPFOR-1002)

CONDITION: Orders have been received to use tactical nuclear weapons in the enemy's rear area. Key locations have been identified.

STANDARD: Tactical nuclear missiles are delivered on target. Movement of equipment and supplies is disrupted or delayed to forward areas. Enemy equipment and supplies are destroyed. A high rate of nuclear casualties is inflicted among enemy troops.

TASK: Conduct Electronic Warfare (34-OPFOR-1012)

CONDITION: OPFOR employs collection and direction-finding assets (ground and air) to monitor and locate enemy forces.

STANDARD: Locate the positions of enemy command, intelligence, and logistics units. Forward the locations of the positions to OPFOR headquarters. Use jamming signals against enemy radio receivers. Monitor enemy radio networks and report all information of intelligence value to OPFOR HQ.

TASK: Conduct Raid (34-OPFOR-1009)

CONDITION: OPFOR element has occupied an objective rally point and has orders to conduct a raid on a rear area base.

STANDARD: Surprise the enemy forces. Assault enemy support base and accomplish assigned tasks. Specified equipment and supplies are destroyed. Decisive engagement is avoided. All personnel are withdrawn from the area within the prescribed time. The collected intelligence data satisfies the priority intelligence requirements (PIRs).

TASK: Disrupt Enemy Movement and Operations Using Persistent and Nonpersistent Chemical Weapons (34-OPFOR-1001)

CONDITION: Conventional artillery weapons or aircraft are available to deliver chemical weapons. Routes and key bases in the rear area have been selected.

STANDARD: Chemical agents are delivered into targeted areas. The movement of enemy supplies and equipment to forward areas is delayed by disrupting command and control systems. Enemy movement is successfully channeled into predesignated ambush areas. Enemy supplies and equipment are contaminated. A high rate of casualties is inflicted on enemy forces.

ELEMENT: Three Transcription/Analysis Teams

TASK: Perform Limited Analysis of Reported Information (34-5-0806)
(FM 34-3)

ITERATION: 1 2 3 4 5 M (Circle)

COMMANDER/LEADER ASSESSMENT: T P U (Circle)

CONDITIONS: The Prophet control team or traffic and analysis team may be collocated with the analysis and control team (ACT). The team is given clear mission tasking. The voice collection or low-level voice intercept teams provide combat information. Some iterations of this task should be performed in mission-oriented protective posture level 4 (MOPP4).

TASK STANDARDS: The traffic and analysis team provides combat intelligence to the ACT in time to influence the supported commander's decision.

TASK STEPS AND PERFORMANCE MEASURES	GO	NO-GO
<p>*1. Provide technical guidance to team members.</p> <ul style="list-style-type: none"> a. Determine specific analytical and reporting requirements from existing tasking directives. b. Extract pertinent information from technical publications, personal experience, or observation. c. Develop working aids to support the tasks performed by supporting teams. <p>*2. Determine the disposition of intercept material.</p> <ul style="list-style-type: none"> a. Compare intercept material to tasking. b. Identify reportable combat information. c. Prioritize reportable combat information. d. Destroy nonusable intercept material at completion of exercise or during direct attack on site. e. Collate combat information by activity and country. f. Identify items requiring further exploitation. g. Make collateral distribution of critical combat information. <p>3. Establish and maintain network and station continuity on assigned targets.</p> <ul style="list-style-type: none"> a. Establish a target history file. b. Record target procedures, locations, or any data corresponding to targets. c. Construct network diagrams. <p>4. Locate target using radio direction finding (RDF) data.</p> <ul style="list-style-type: none"> a. Determine fix location if three or more bearings intersect. b. Determine cut location if two bearings are used. c. Transmit locations via Prophet control to the analysis and control element (ACE). 		

TASK STEPS AND PERFORMANCE MEASURES	GO	NO-GO
<ul style="list-style-type: none"> d. Maintain radio direction finding RDF analysis overlays to assist in maintaining enemy situational awareness. e. Maintain line of bearing (LOB) overlays to track enemy locations and movement. <p>5. Convert target grid and time data into standardized North Atlantic Treaty Organization (NATO) formats.</p> <ul style="list-style-type: none"> a. Convert grids to universal transverse Mercator grids. b. Convert times to local, target, or Greenwich mean time by using international time zones. <p>6. Report combat information.</p> <ul style="list-style-type: none"> a. Report all critical intelligence information to ACT within 5 minutes after being identified. b. Report all tactical report information to ACT or ACE within 15 minutes after being identified. c. ACT or ACE coordinates with human intelligence (HUMINT) chief to receive captured documents, which may be exploited. d. Send all items requiring further exploitation (hand copy, tapes) to ACT/ACE in accordance with the unit's standing operating procedures (SOP). e. Transmit the resource status report to the ACE within 10 minutes after any changes in mission status. <p>*7. Recommend adjustments to tasking.</p> <ul style="list-style-type: none"> a. Compare combat information to tasking. b. Note any intelligence gaps, duplication of effort, or special items. c. Transmit recommendations to ACE by frequency modulated secure communications upon determining the correct adjustments. 		

TASK PERFORMANCE / EVALUATION SUMMARY BLOCK							
ITERATION	1	2	3	4	5	M	TOTAL
TOTAL TASK STEPS EVALUATED							
TOTAL TASK STEPS "GO"							
TRAINING STATUS "GO"/"NO-GO"							

* indicates a leader task step.

SUPPORTING INDIVIDUAL TASKS

Task Number	Task Title	References
071-329-1019(SL2)	Use a Map Overlay	STP 21-24-SMCT
071-332-5000(SL3)	Prepare an Operation Overlay	STP 21-24-SMCT
071-332-5021(SL3)	Prepare a Situation Map	STP 21-24-SMCT
113-571-1023(SL1)	Prepare a Written Message in USMTF Format	STP 21-1-SMCT
113-600-2001(SL1)	Communicate Via a Tactical Telephone	STP 21-1-SMCT
113-637-2001(SL1)	Communicate Via a Tactical Radio	STP 21-1-SMCT
301-371-1000(SL1)	Report Intelligence Information	STP 21-1-SMCT
301-371-1050(SL1)	Implement Operations Security (OPSEC) Measures	STP 21-1-SMCT

SUPPORTING INDIVIDUAL TASKS

Task Number	Task Title	References
301-371-1052(SL1)	Protect Classified Information and Material	STP 21-1-SMCT
301-371-1150(SL3)	Identify Intelligence and Electronic Warfare (IEW) Assets	STP 21-24-SMCT
301-96B-1104	Gather Information for Intelligence Reports	STP 34-96B15-SM-TG
301-96B-2101	Review Preparation of Intelligence Reports	STP 34-96B15-SM-TG
301-96B-2451	Write an Analytical Paper	STP 34-96B15-SM-TG
805C-PAD-3591(SL3)	Protect Classified Information and Materials	STP 21-24-SMCT
805C-PAD-3594(SL3)	Store Classified Information and Materials	STP 21-24-SMCT

SUPPORTING COLLECTIVE TASKS: None

OPFOR TASKS AND STANDARDS

TASK: Disrupt Enemy Movement and Operations Using Persistent and Nonpersistent Chemical Weapons (34-OPFOR-1001)

CONDITION: Conventional artillery weapons or aircraft are available to deliver chemical weapons. Routes and key bases in the rear area have been selected.

STANDARD: Chemical agents are delivered into targeted areas. The movement of enemy supplies and equipment to forward areas is delayed by disrupting command and control systems. Enemy movement is successfully channeled into predesignated ambush areas. Enemy supplies and equipment are contaminated. A high rate of casualties is inflicted on enemy forces.

ELEMENT: Three Counterintelligence Teams

TASK: Perform Counterintelligence Operations (34-5-0915)

(FM 34-60)
(AR 381-10)

(AR 25-2)
(FM 3-19.30)

(AR 380-67)
(FM 34-7-1)

ITERATION: 1 2 3 4 5 M (Circle)

COMMANDER/LEADER ASSESSMENT: T P U (Circle)

CONDITIONS: The counterintelligence (CI) team is supporting a tactical unit and is deployed in response to a mission tasking. Priority intelligence requirements (PIRs) and specific information requirements (SIRs) are known. Sources to interview, incidents to investigate, automated information equipment (counterintelligence/human intelligence automated tool set (CHATS), individual tactical reporting tool, etc.) and standing operating procedures (SOP) are available. Some iterations of this task should be performed in mission-oriented protective posture level 4 (MOPP4).

TASK STANDARDS: Conduct interviews, update databases, analyze information, conduct assessments, and create and disseminate reports and products in accordance with the SOP and higher headquarters guidance.

TASK STEPS AND PERFORMANCE MEASURES	GO	NO-GO
<ol style="list-style-type: none"> 1. Investigate events of CI interest in support of PIRs and SIRs. <ol style="list-style-type: none"> a. Coordinate with control element for guidance. b. Investigates the site of the terrorism, subversion, and espionage directed against the U.S. Army (SAEDA); force protection; or sabotage (only if foreign-directed) event. <ol style="list-style-type: none"> (1) Establish rapport, interview subjects and witnesses as applicable. (2) Determine possible follow-up interviews and intent to recontact if necessary (3) Prepare and disseminate initial report and force protection information report (F). (4) Update databases. (5) Conduct follow-up interviews and actions as necessary or directed by higher headquarters. 2. Conduct screening and debriefing at an enemy prisoner of war site (EPW), a refugee checkpoint, or a friendly patrol area. <ol style="list-style-type: none"> a. Coordinate with military police and human intelligence (HUMINT) collectors for location of area of operation. b. Interview prisoners or detainees. <ol style="list-style-type: none"> (1) Ask questions based on PIRs. (2) Determine the value of information obtained. (3) Segregate persons of CI interest and interview further. (4) Compile reports, forward information, and recommend next course of action (COA) to higher headquarters. (5) Conduct follow-up interviews as necessary or directed. (6) Update databases. 3. Conduct liaison operations with host nation agencies and allied forces. <ol style="list-style-type: none"> a. Develop questions using PIRs and SIRs to ask prior to conducting liaison. 		

TASK STEPS AND PERFORMANCE MEASURES	GO	NO-GO
<ul style="list-style-type: none"> b. Establish contact and build rapport. c. Use a linguist if necessary. d. Establish a shared work relationship. e. Assess the reliability of information gathered. f. Produce a liaison contact report and forward to higher headquarters. <p>4. Conduct counterintelligence force protection source operations (CFSO).</p> <ul style="list-style-type: none"> a. Conduct spotting and assessing of potential sources. b. Interview potential lead. c. Requests source operation authority based on reliability, placement, and access of the contact. d. Develop security techniques and measures. e. Develop a communications plan. f. Prepare operational, coordination, and administrative reports. <p>5. Provide support to integrated threat vulnerability assessment.</p> <ul style="list-style-type: none"> a. Facilitate the execution through appropriate staff elements. b. Determine and assess the enemy HUMINT, imagery intelligence (IMINT), and signal intelligence (SIGINT) threat capabilities. c. Analyze friendly vulnerabilities against the enemy threat. d. Recommend countermeasures and deception to the threat. <p>6. Conduct product development and CI analysis.</p> <ul style="list-style-type: none"> a. Prepare CI reports (contact report, FPIR, intelligence information report, CI spot report, etc.). b. Research information obtained and compare it against PIRs, SIRs, and current CI events. c. Analyze data for accuracy and timeliness. d. Create link diagrams, time event charts, association matrixes, and activity matrixes as appropriate. e. Prepare any additional graphic products or reports based upon requirement. f. Disseminate reports and developed products. g. Update products as necessary. <p>7. Conduct database maintenance.</p> <ul style="list-style-type: none"> a. Update database with current report information. b. Scrub database for duplicate records and information no longer required. c. Maintain CI maps and overlays with current information. d. Create backups of data tables and other important information. <hr/> <p>* Note: Team leader should conduct quality control of all reports and products produced by the team and conduct mission planning for all types of CI operations.</p> <hr/>		

TASK PERFORMANCE / EVALUATION SUMMARY BLOCK							
ITERATION	1	2	3	4	5	M	TOTAL
TOTAL TASK STEPS EVALUATED							
TOTAL TASK STEPS "GO"							
TRAINING STATUS "GO"/"NO-GO"							

* indicates a leader task step.

SUPPORTING INDIVIDUAL TASKS

Task Number	Task Title	References
071-329-1019(SL2)	Use a Map Overlay	STP 21-24-SMCT
071-332-5000(SL3)	Prepare an Operation Overlay	STP 21-24-SMCT
071-332-5021(SL3)	Prepare a Situation Map	STP 21-24-SMCT
159-200-2020(SL4)	Integrate Threat Capabilities Into Mission Planning	STP 21-24-SMCT
301-371-1000(SL1)	Report Intelligence Information	STP 21-1-SMCT
301-371-1050(SL1)	Implement Operations Security (OPSEC) Measures	STP 21-1-SMCT
301-373-3159	Conduct CI Cordon and Search	MOS O COM 0
301-96B-2350	Establish Intelligence Database(s)	STP 34-97B15-SM-TG
301-97B-1202	Conduct a Walk-In Source Interview	STP 34-97E14-SM-TG
301-97B-1204	Conduct a Source/Witness Interview	STP 34-97B15-SM-TG
301-97B-1205	Obtain a Sworn Statement	STP 34-97B15-SM-TG
301-97B-1206	Prepare an Initial SAEDA Memorandum	STP 34-97B15-SM-TG
301-97B-1207	Prepare an Investigative Memorandum for Record (IMFR)	STP 34-97B15-SM-TG
301-97B-1250	Assist in Counterintelligence (CI) Screening Operations	STP 34-97B15-SM-TG
301-97B-2052	Prepare a Counterintelligence (CI) Estimate	STP 34-97B15-SM-TG
301-97B-3103	Review Counterintelligence (CI) Reports	STP 34-97B15-SM-TG
301-S97-1002	Exploit Dispositions	STP 34-97B15-SM-TG
301-S97-1050	Develop a Time Event Chart (TEC)	STP 34-97E14-SMTG
301-S97-1051	Develop an Association Matrix	STP 34-97B15-SM-TG
301-S97-1052	Develop an Activity Matrix	STP 34-97E14-SMTG
301-S97-1053	Construct a Link Diagram	STP 34-97B15-SM-TG
301-S97-1350	Prepare Intelligence Information Reports (IIR)	STP 34-97E14-SMTG
301-S97-1351	Prepare a Contact Report	STP 34-97B15-SM-TG
301-S97-1403	Maintain a Threat Database	STP 34-97E14-SMTG
301-S97-1451	Exploit Open Source Material	STP 34-97B15-SM-TG
301-S97-3100	Review the Intelligence Portion of a Threat Assessment (TA)	STP 34-97B15-SM-TG
301-S97-6001	Utilize Intelligence Contingency Funds (ICF)	STP 34-97E14-SMTG
301-S97-6003	Apply the Laws of Land Warfare to Collection Operations	STP 34-97B15-SM-TG
301-S97-6004	Conduct Basic Questioning	STP 34-97B15-SM-TG
		STP 34-97E14-SMTG

SUPPORTING INDIVIDUAL TASKS

Task Number	Task Title	References
301-S97-6005	Use an Interpreter	STP 34-97B15-SM-TG STP 34-97E14-SMTG
301-S97-6006	Identify Information of Intelligence Value	STP 34-97B15-SM-TG
301-S97-6007	Set Up, Operate, and Maintain a Counterintelligence HUMINT Automated Tools Set (CHATS)	STP 34-97B15-SM-TG STP 34-97E14-SMTG
301-S97-6008	Operate a Counterintelligence HUMINT Automated Tools Set (CHATS)	STP 34-97B15-SM-TG
301-S97-6009	Maintain the Counterintelligence HUMINT Automated Tools Set (CHATS)	STP 34-97B15-SM-TG
301-S97-6015	Supervise Source Operations to Include Counterintelligence Force Protection Source Operations (CFSO)	STP 34-97E14-SMTG STP 34-97B15-SM-TG
301-S97-6101	Elicit Potential Intelligence Information	STP 34-97B15-SM-TG STP 34-97E14-SMTG

SUPPORTING COLLECTIVE TASKS: None

OPFOR TASKS AND STANDARDS

TASK: Conduct Electronic Warfare (34-OPFOR-1012)

CONDITION: Opposing force (OPFOR) employs collection and direction-finding assets (ground and air) to monitor and locate enemy forces.

STANDARD: Locate the positions of enemy command, intelligence, and logistics units. Forward the locations of the positions to OPFOR headquarters. Use jamming signals against enemy radio receivers. Monitor enemy radio networks and report all information of intelligence value to OPFOR HQ.

TASK: Conduct Aerial Reconnaissance (34-OPFOR-1007)

CONDITION: OPFOR HQ requires intelligence on the location and identification of enemy elements. Aircraft is dispatched to take photographs and conduct a visual inspection of enemy area.

STANDARD: Locate and photograph enemy positions in assigned sectors, including support and storage bases and command and control facilities. Visual checks are conducted when possible. The enemy is not engaged. Priority intelligence requests and other information requirements (IRs) are reported to OPFOR HQ.

TASK: Conduct Air Attacks (34-OPFOR-1006)

CONDITION: OPFOR elements in the rear area have forwarded the coordinates of enemy facilities and elements. OPFOR aircraft have been dispatched to attack enemy installations or convoys.

STANDARD: Locate support sites, command and control facilities, and/or convoys. Conduct attack runs on designated targets. Enemy equipment, supplies, and vehicles are destroyed and enemy personnel are killed.

TASK: Conduct Raid (34-OPFOR-1009)

CONDITION: OPFOR element has occupied an objective rally point and has orders to conduct a raid on a rear area base.

STANDARD: Surprise the enemy forces. Assault enemy support base and accomplish assigned tasks. Specified equipment and supplies are destroyed. Decisive engagement is avoided. All personnel are withdrawn from the area within the prescribed time. The collected intelligence data satisfies the PIRs.

TASK: Conduct Sniper Operations (34-OPFOR-1005)

CONDITION: OPFOR element has received a sniper mission from headquarters. Snipers are assigned missions in the enemy rear area along major supply routes and near support sites.

STANDARD: Infiltrate enemy area of operations and set up a well-concealed location. Vehicle drivers or personnel on foot are engaged with short bursts of semiautomatic fire. Selected targets are killed or wounded. Prevent position from being discovered and evacuate the area without being detected. Results of the operation are reported to OPFOR headquarters.

TASK: Surrender to Capturing Unit on the Battlefield (34-OPFOR-1017)

CONDITION: Friendly forces capture OPFOR element in whole or in part during operations. OPFOR soldiers have documents or equipment of tactical value with them when captured.

STANDARD: OPFOR soldiers prevent capture of documents or equipment and consistently hinder efforts of friendly forces to search, segregate, and secure them.

TASK: Disrupt Enemy Movement and Operations Using Tactical Nuclear Weapons (34-OPFOR-1002)

CONDITION: Orders have been received to use tactical nuclear weapons in the enemy's rear area. Key locations have been identified.

STANDARD: Tactical nuclear missiles are delivered on target. Movement of equipment and supplies is disrupted or delayed to forward areas. Enemy equipment and supplies are destroyed. A high rate of nuclear casualties is inflicted among enemy troops.

TASK: Disrupt Enemy Movement and Operations Using Persistent and Nonpersistent Chemical Weapons (34-OPFOR-1001)

CONDITION: Conventional artillery weapons or aircraft are available to deliver chemical weapons. Routes and key bases in the rear area have been selected.

STANDARD: Chemical agents are delivered into targeted areas. The movement of enemy supplies and equipment to forward areas is delayed by disrupting command and control systems. Enemy movement is successfully channeled into predesignated ambush areas. Enemy supplies and equipment are contaminated. A high rate of casualties is inflicted on enemy forces.

TASK: Perform as a Paramilitary Official (34-OPFOR-1018)

CONDITION: The role player is familiar with the human intelligence (HUMINT) mission and scenario.

STANDARD: The role player provides the unit with information, support, or authorization/approval to conduct operations. He acts in accordance with cultural norms established for the scenario. He behaves in accordance with the personality developed for him in support of the scenario. The role player supports actions that do not conflict with his national or bureaucratic interests, personality, personal interests, or cultural norms. He also incorporates guidance given to him by the civil affairs planner. He stays in character at all times in the presence of Blue Force (BLUFOR).

TASK: Perform as a Government Official (34-OPFOR-1019)

CONDITION: The role player is familiar with the human intelligence (HUMINT) mission and scenario.

STANDARD: The role player provides the unit with information, support, or authorization/approval to conduct operations. He acts in accordance with the cultural norms established for the scenario. He behaves in accordance with the personality developed for him in support of the scenario. The role player supports actions that do not conflict with his national or bureaucratic interests, personality, personal interests, or cultural norms. He also incorporates guidance given to him by the civil affairs planner. He stays in character at all times in the presence of Blue Force (BLUFOR).

TASK: Perform as a U.S. Government Official (34-OPFOR-1020)

CONDITION: The role player is familiar with the HUMINT mission and scenario.

STANDARD: The role player provides the unit with information, support, or authorization/approval to conduct operations. He acts in accordance with the cultural norms. He behaves in accordance with the personality developed for him in support of the scenario. The role player supports actions that do not conflict with U.S. national or agency-specific bureaucratic interests, his personality or personal interests, cultural norms, or U.S. public opinion. He also incorporates guidance given to him by the civil affairs planner. He stays in character at all times in the presence of Blue Force (BLUFOR).

TASK: Perform as a Nongovernmental Organization (NGO) Representative (34-OPFOR-1021)

CONDITION: The role player is familiar with the HUMINT mission and scenario.

STANDARD: The role player provides the unit with information, support, or authorization/approval to conduct operations. He behaves in accordance with the personality developed for him in support of the scenario. He supports actions that do not conflict with his organizational or bureaucratic interests, personality or personal interests, or international law. He also incorporates guidance given to him by the civil affairs planner. He stays in character at all times in the presence of BLUFOR.

TASK: Perform as a Civilian at Stage 1 (Progovernment, Pro-BLUFOR) (34-OPFOR-1022)

CONDITION: The role player is familiar with the HUMINT mission and scenario.

STANDARD: The role player is extremely cooperative with BLUFOR. He is nonaggressive toward BLUFOR. He is fully compliant to BLUFOR commands, actively seeks out BLUFOR assistance, and informs BLUFOR of all known OPFOR activities. The role player informs on suspected commander landing force (CLF) operations and won't willingly assist OPFOR in any way unless placed in jeopardy of life. He is willing to overlook minor violations of the rules of engagement (ROE)/law of war. He acts in accordance with the cultural norms established for the scenario. The role player behaves in accordance with the personality developed for him and stays in character at all times in the presence of the BLUFOR. He incorporates guidance given to him by the collocated operating base (COB) site managers. He is fearful of a pointed weapon.

TASK: Perform as a Civilian at Stage 2 (Progovernment to Neutral) (34-OPFOR-1023)

CONDITION: The role player is familiar with the HUMINT mission and scenario.

STANDARD: The role player is cooperative with BLUFOR but tries to maintain a neutral facade. He is compliant with BLUFOR demands, but complains if BLUFOR violates ROE/the law of war. He offers BLUFOR use of facilities only if an emergency is present. He may pass information about the OPFOR to BLUFOR if scripted, or if BLUFOR asks a relevant question. The role player accepts BLUFOR assistance. He won't allow OPFOR assistance or use of facilities unless threatened by force. He is fearful of pointed weapons. He acts in accordance with the cultural norms and behaves in accordance with the personality developed for him in support of the scenario. He incorporates guidance given to him by collocated operating base (COB) site managers. He stays in character at all times in the presence of BLUFOR.

TASK: Perform as a Civilian at Stage 3 (Neutral) (34-OPFOR-1024)

CONDITION: The role player is familiar with the HUMINT mission and scenario.

STANDARD: The role player is equally cooperative with BLUFOR and OPFOR. He will not give information openly to either BLUFOR or OPFOR unless COB staff directs event. He reports violations of the ROE/law of land warfare to civil officials or role play press. He openly accepts support from either side. He avoids being overly friendly to the BLUFOR and complies with BLUFOR demands, but does so grudgingly. He allows either BLUFOR or OPFOR to temporarily use facilities. He is fearful of pointed weapons. The role player acts in accordance with the cultural norms and behaves in accordance with the personality developed for him in support of the scenario. He incorporates guidance given to him by COB site managers. He stays in character at all times in the presence of BLUFOR.

TASK: Perform as a Civilian at Stage 4 (Neutral to Antigovernment) (34-OPFOR-1025)

CONDITION: The role player is familiar with the HUMINT mission and scenario.

STANDARD: The role player is less cooperative with BLUFOR and is friendly to OPFOR. He will give information to OPFOR when approved by COB site manager. He also will give information to BLUFOR when approved by COB site manager. He actively reports any ROE violation in an agitated, boisterous manner. He is reluctantly compliant of BLUFOR demands. He gives OPFOR any logistic support available in village. He is fearful but belligerent if weapons are pointed at him. He acts in accordance with the cultural norms and behaves in accordance with the personality developed for him in support of the scenario. He incorporates guidance given by COB site managers. He stays in character at all times in the presence of BLUFOR.

TASK: Perform as a Civilian at Stage 5 (Antigovernment/Anti-BLUFOR) (34-OPFOR-1026)

CONDITION: The role player is familiar with the HUMINT mission and scenario.

STANDARD: The role player openly supports OPFOR and is antigovernment and anti-BLUFOR. He actively works to frustrate BLUFOR goals. He is politically active and seeks to incite others. He gives BLUFOR data to OPFOR and allows OPFOR to occupy facilities. He also supports terrorist operations but does not actively participate. He will turn in to OPFOR those who are pro-BLUFOR and refuses to let BLUFOR use facilities. He is noncompliant to BLUFOR demands and is openly disobedient and protests BLUFOR activities. He is defiant toward pointed weapons. The role player acts in accordance with the cultural norms and behaves in accordance with the personality developed for him in support of the scenario. He incorporates guidance given by COB site managers. He stays in character at all times in the presence of BLUFOR.

TASK: Perform as a Dislocated Civilian (34-OPFOR-1027)

CONDITION: The role player is familiar with the HUMINT mission and scenario.

STANDARD: The role player provides BLUFOR with information and acts in accordance with the cultural norms established for the scenario. He behaves in accordance with the personality developed for him in support of the scenario. He exhibits a strong desire to flee the area by the easiest, most direct route. Without positive control measures by BLUFOR, the role player moves onto main supply routes (MSRs) and interferes with tactical operations. He will comply with BLUFOR guidance to move through area. However, he becomes frightened to the point of hysteria if BLUFOR insists on no passage through an area or insists on travel through an area role player knows is mined or held by OPFOR. He will, on direction of COB site manager, try to bypass or flee through BLUFOR traffic control measures. He flees at the sound of warning shots and is prone to panic. He begs for mercy when confronted with pointed weapon and becomes hysterical if threatened. He stays in character at all times in the presence of BLUFOR.

ELEMENTS: Company
Platoon

TASK: Defend Convoy Elements (63-2-4006.34-0001)

(FM 55-30)

(FM 3-4)

(FM 44-8)

ITERATION: 1 2 3 4 5 M (Circle)

COMMANDER/LEADER ASSESSMENT: T P U (Circle)

CONDITIONS: Threat forces attack the march column. The unit has analog and/or digital communications with higher HQ. The higher HQ operation order (OPORD) with all annexes and overlays, unit tactical standing operating procedures (TSOP), and higher HQ TSOP are available. The unit is conducting a tactical road march. Close air support (CAS) sorties and indirect fire support have been allocated, but with low priority. Pyrotechnics are available for signaling and marking locations. This task is conducted under all day or night environmental conditions. The threat is capable of launching air; nuclear, biological and chemical (NBC); and ground Level I threat forces attack. Some iterations of this task should be performed in mission-oriented protective posture level 4 (MOPP4).

TASK STANDARDS: Attacks are repelled by proper immediate action techniques and march is resumed in accordance with TSOP and movement order. At MOPP4, performance degradation factors increase response times.

TASK STEPS AND PERFORMANCE MEASURES	GO	NO-GO
<p>*1. Convoy/serial commander supervises reaction to sniper fire.</p> <ul style="list-style-type: none"> a. Locates approximate location of sniper incident on map from convoy element reports using analog and/or digital communications or individual reports. b. Identifies whether area is a free-fire zone or restricted-fire zone. c. Authorizes return fire only if sniper(s) are located. d. Directs march elements to increase march speed and interval between vehicles until they have cleared the area using analog and/or digital communications or visual signals. e. Provides instructions to follow-on convoy elements using analog and/or digital communications. f. Forwards incident report to higher HQ staff element using analog and/or digital communications. <p>2. Unit takes action against sniper fire.</p> <ul style="list-style-type: none"> a. Maintains situational awareness using analog and/or digital communications. b. Reports sniper fire to convoy commander immediately upon contact. c. Returns fire immediately that kills snipers or suppresses their fire (designated personnel only). d. Increases column rate of march and vehicle interval. 		

TASK STEPS AND PERFORMANCE MEASURES	GO	NO-GO
<p>*3. Convoy/serial commander supervises defense against ambush, whether road is blocked or road not blocked.</p> <ul style="list-style-type: none"> a. Identifies location of ambush site on map with map overlay using analog and/or digital communications. b. Directs convoy elements under attack to employ correct protective actions as prescribed in higher HQ movement order and TSOP. c. Provides instructions on halt points and security requirements to all convoy elements. d. Forwards initial incident report to higher HQ staff element using analog and/or digital communications. e. Directs hardened vehicles with automatic fire capability into position to lay down concentrated fire on threat position(s). f. Directs the convoy/serial elements ahead and convoy element following to organize security teams to attack flanks of threat ambush party. g. Maintains constant communications with all convoy and serial elements engaging threat to immediately make adjustments to tactical situation using analog and/or digital communications. h. Forwards subsequent situation reports (SITREPs) to higher HQ staff element as situation changes, using analog and/or digital communications. i. Requests immediate CAS and/or indirect fire support from higher HQ staff element using analog and/or digital communications. j. Directs use of pyrotechnics for signaling or marking areas. k. Develops contingency plans to displace elements not under attack and withdraw elements under attack. <p>4. Unit defends against ground ambush (road not blocked).</p> <ul style="list-style-type: none"> a. Reports ambush to convoy/serial commander immediately upon contact using analog and/or digital communications. b. Identifies threat location(s). c. Returns fire immediately, which kills threat and suppresses enemy fire (nondriving personnel). d. Stops vehicles (not in kill zone). e. Increases rate of march until out of kill zone (vehicles in kill zone). f. Keeps roadway clear by pushing disabled vehicles aside. g. Organizes security element(s) of soldiers not in kill zone (senior member present). h. Directs fire and maneuver of security elements to allow remaining vehicles to pass through kill zone (senior member present). i. Forwards SITREP to convoy/serial commander using analog and/or digital communications. 		

TASK STEPS AND PERFORMANCE MEASURES	GO	NO-GO
<p>5. Unit defends against ground attack (road blocked).</p> <ul style="list-style-type: none"> a. Reports ambush to convoy/serial commander immediately upon contact. b. Dismounts vehicles on opposite side of direction of ambush. c. Returns fire immediately, which kills threat or suppresses enemy fire (soldiers in kill zone). d. Takes up firing positions while awaiting orders (soldiers not in kill zone). e. Organizes security element(s) of soldiers not in kill zone (senior member present). f. Directs fire and maneuver of security elements to allow removal of roadblock (senior member present). g. Forwards SITREP to convoy/serial commander using analog and/or digital communications. <p>*6. Convoy/serial commander requests indirect fire support.</p> <ul style="list-style-type: none"> a. Requests fire support in accordance with instructions in the higher HQ movement order or TSOP using analog and/or digital communications. b. Identifies grid direction to threat location. c. Identifies threat target location using grid coordinates or shift from a known point. d. Transmits call for fire in proper sequence using analog and/or digital communications. e. Transmits fire adjustment information in proper sequence to the fire support element, if an "adjust fire" mission is required, using analog and/or digital communications. f. Transmits "end of mission" and surveillance report, if fire was sufficient, using analog and/or digital communications. <p>*7. Convoy/serial commander requests CAS.</p> <ul style="list-style-type: none"> a. Verifies threat position(s). b. Requests CAS by means prescribed in higher HQ movement order using analog and/or digital communications. c. Supervises preparation of unit personnel for friendly strike. d. Directs marking of friendly unit location(s) with prescribed colored smoke. e. Communicates strike effectiveness to higher HQ staff element using analog and/or digital communications. <p>*8. Convoy/serial commander supervises reorganization after attack.</p> <ul style="list-style-type: none"> a. Identifies status of all personnel, equipment, and cargo through convoy element reports using analog and/or digital communications. b. Coordinates requirements within march elements for load transfer, vehicle repairs, mortuary affairs, and medical evacuation using analog and/or digital communications. 		

TASK STEPS AND PERFORMANCE MEASURES	GO	NO-GO
<p>c. Requests emergency destruction authorization from higher HQ staff element for unrepairable items using analog and/or digital communications.</p> <p>d. Forwards SITREP to higher HQ staff element using analog and/or digital communications.</p> <p>9. Unit reorganizes after the attack.</p> <p>a. Maintains 360-degree surveillance.</p> <p>b. Treats casualties.</p> <hr/> <p>Note: See Task 08-2-0003.34-0001 for detailed treatment procedures.</p> <hr/> <p>c. Reports casualties using analog and/or digital communications.</p> <p>d. Requests air ambulance support through convoy/serial commander.</p> <p>e. Reestablishes chain of command, if necessary.</p> <p>f. Secures landing zone, if air ambulance is required.</p> <p>g. Evacuates casualties.</p> <hr/> <p>Note: See Task 08-2-C316.34-0001 for detailed casualty evacuation procedures.</p> <hr/> <p>h. Performs mortuary affairs functions.</p> <hr/> <p>Note: See Task 10-2-C318.34-0001 for detailed mortuary affairs procedures.</p> <hr/> <p>i. Assesses damage to vehicles and cargo to determine operability and repairability.</p> <p>j. Performs battle damage assessment and repair (BDAR) for recoverable vehicles.</p> <p>k. Removes critical items from unrecoverable vehicles.</p> <p>l. Requests emergency destruction of vehicles and nonmedical equipment from march commander using analog and/or digital communications.</p> <p>m. Forwards SITREP to convoy/serial commander using analog and/or digital communications.</p> <p>n. Reorganizes convoy and serial elements.</p> <p>o. Resumes march.</p>		

TASK PERFORMANCE / EVALUATION SUMMARY BLOCK							
ITERATION	1	2	3	4	5	M	TOTAL
TOTAL TASK STEPS EVALUATED							
TOTAL TASK STEPS "GO"							
TRAINING STATUS "GO"/"NO-GO"							

* indicates a leader task step.

SUPPORTING INDIVIDUAL TASKS

Task Number	Task Title	References
061-283-6003(SL2)	Adjust Indirect Fire	STP 21-24-SMCT
071-004-0006(SL1)	Engage Targets With an M9 Pistol	STP 21-1-SMCT
071-008-0007(SL1)	Engage Targets With an M16A1 or M16A2 Rifle Using an AN/PAS-13 Series Thermal Sight	STP 21-1-SMCT
071-010-0006(SL1)	Engage Targets With an M249 Machine Gun	STP 21-1-SMCT
071-025-0007(SL1)	Engage Targets With an M240B Machine Gun	STP 21-1-SMCT
071-030-0004(SL1)	Engage Targets With an MK19 Machine Gun	STP 21-1-SMCT
071-100-0003(SL1)	Engage Targets With an M4 or M4A1 Carbine	STP 21-1-SMCT
071-311-2130(SL1)	Engage Targets With an M203 Grenade Launcher	STP 21-1-SMCT
071-312-3031(SL1)	Engage Targets With an M60 Machine Gun	STP 21-1-SMCT
071-313-3454(SL1)	Engage Targets With a Caliber .50 M2 Machine Gun	STP 21-1-SMCT
071-315-2308(SL1)	Engage Targets With an M16A1 or M16A2 Rifle Using a Night Vision Sight AN/PVS-4	STP 21-1-SMCT
071-325-4407(SL1)	Employ Hand Grenades	STP 21-1-SMCT
071-326-0502(SL1)	Move Under Direct Fire	STP 21-1-SMCT
071-326-0503(SL1)	Move Over, Through, or Around Obstacles (Except Minefields)	STP 21-1-SMCT
071-326-0608(SL2)	Use Visual Signaling Techniques	STP 21-24-SMCT
071-326-3002(SL1)	React to Indirect Fire While Mounted	STP 21-1-SMCT
071-326-3013(SL3)	Conduct a Tactical Road March	STP 21-24-SMCT
071-329-1019(SL2)	Use a Map Overlay	STP 21-24-SMCT
071-329-1030(SL1)	Navigate From One Point on the Ground to Another Point While Mounted	STP 21-1-SMCT
071-410-0002(SL1)	React to Direct Fire While Mounted	STP 21-1-SMCT
071-410-0019(SL3)	Control Organic Fires	STP 21-24-SMCT
071-430-0006(SL4)	Conduct a Defense by a Platoon	STP 21-24-SMCT
081-831-0101(SL2)	Request Medical Evacuation	STP 21-24-SMCT
081-831-1000(SL1)	Evaluate a Casualty	STP 21-1-SMCT
081-831-1046(SL1)	Transport a Casualty	STP 21-1-SMCT
081-831-1054(SL2)	Evacuate Casualties	STP 21-24-SMCT
101-92Y-0006(SL2)	Inspect Equipment for Accountability, Cleanliness, and Serviceability	STP 21-24-SMCT
113-637-2001(SL1)	Communicate Via a Tactical Radio	STP 21-1-SMCT
159-200-2020(SL4)	Integrate Threat Capabilities Into Mission Planning	STP 21-24-SMCT
551-88M-0001(SL3)	Lead a Convoy Serial/March Unit	STP 21-24-SMCT
551-88M-0005(SL1)	Operate a Vehicle in a Convoy	STP 21-1-SMCT
551-88N-0002(SL2)	Prepare for Unit Movement	STP 21-24-SMCT
551-88N-0003(SL4)	Plan Unit Move	STP 21-24-SMCT
551-88N-0004(SL3)	Coordinate Unit Movement	STP 21-24-SMCT
805C-PAD-2060 (SL2)	Report Casualties	STP 21-24-SMCT
850-001-3001(SL3)	Control Mission Safety Hazard	STP 21-24-SMCT
850-001-4001(SL4)	Integrate Risk Management Into Platoon	STP 21-24-SMCT

SUPPORTING COLLECTIVE TASKS:

Task Number	Task Title
07-3-C211.34-0001	Move Tactically
07-3-C227.34-0001	Perform a Tactical Road March
08-2-0003.34-0001	Treat Casualties
08-2-C316.34-0001	Transport Casualties
10-2-C318.34-0001	Perform Unit Graves Registration (GRREG) Operations
55-2-C324.34-0001	Conduct a Convoy

OPFOR TASKS AND STANDARDS

TASK: Conduct Hasty Ambush (34-OPFOR-1003)

CONDITION: OPFOR element is moving in a concealed area when an enemy element is reported moving along an adjacent route.

STANDARD: The ambush site is prepared before the arrival of enemy element. The enemy force is surprised and casualties are inflicted within the designated kill zone. Delay enemy march element from reaching its specified destination. Withdraw, on order, within 2 minutes of ambush initiation. Report results of mission to headquarters.

TASK: Conduct Deliberate Ambush (34-OPFOR-1004)

CONDITION: OPFOR element is operating along an enemy major supply route. Intelligence has reported an enemy convoy approaching the element. Headquarters has ordered complete destruction of the march element. The march element is approximately 15 minutes from the ambush point. OPFOR element possesses automatic weapons, antiarmor weapons, and command-detonated mines.

STANDARD: Prepare ambush site before arrival of enemy convoy. Surprise enemy forces. Force enemy march element to halt in kill zone. Kill, wound, or capture enemy personnel and destroy all vehicles and equipment. Consolidate and withdraw from the area on order. Results of the mission are reported to headquarters.

TASK: Conduct Sniper Operations (34-OPFOR-1005)

CONDITION: OPFOR element has received a sniper mission from headquarters. Snipers are assigned missions in the enemy rear area along major supply routes and near support sites.

STANDARD: Infiltrate enemy area of operations and set up a well-concealed location. Vehicle drivers or personnel on foot engage with short bursts of semiautomatic fire. Selected targets are killed or wounded. Prevent position from being discovered and evacuate the area without being detected. Results of the operation are reported to OPFOR headquarters.

TASK: Conduct Air Attacks (34-OPFOR-1006)

CONDITION: OPFOR elements in the rear area have forwarded the coordinates of enemy facilities and elements. OPFOR aircraft have been dispatched to attack enemy installations or convoys.

STANDARD: Support sites, command and control facilities, and/or convoys are located. Conduct attack runs on designated targets. Enemy equipment, supplies, and vehicles are destroyed and enemy personnel are killed.

- ELEMENTS:** Air Reconnaissance Platoon Headquarters
 Six Electronic Warfare Teams
 Electronic Warfare Platoon Headquarters
 Three Collection and Jamming (C&J) Platoon Headquarters
 General Support Company Military Intelligence Battalion
 Three Counterintelligence Teams
 Three Interrogation Teams
 Communications Section
 Three Transcription and Analysis Teams
 Three Voice Collection Teams
 Three HF/VHF Electronic Countermeasure Teams
 Five Electronic Warfare Teams
 Company Headquarters
 Electronic Warfare Platoon Headquarters

TASK: Move Tactically (07-3-C211.34-0001)

(FM 7-7)

(FM 7-10)

(FM 7-20)

ITERATION: 1 2 3 4 5 M (Circle)

COMMANDER/LEADER ASSESSMENT: T P U (Circle)

CONDITIONS: While conducting tactical operations as part of a task force, the platoon receives an operation order (OPORD) or fragmentary order (FRAGO) directing it to conduct tactical movement. The order includes graphic control measures for movement; it may or may not designate the route or axis of advance. Enemy contact may or may not be expected during the movement. Some iterations of this task should be performed in mission-oriented protective posture level 4 (MOPP4).

TASK STANDARDS: The platoon moves on the route or axis of advance using formations and techniques of movement as specified in the OPORD/FRAGO or as directed by the platoon leader. As necessary, the platoon adjusts the route/axis, formation, and/or movement technique in response to the changing probability of enemy contact and/or changes in the tactical situation. Maintains movement security at all times.

TASK STEPS AND PERFORMANCE MEASURES	GO	NO-GO
<p>*1. Platoon leader conducts troop-leading procedures, with emphasis on the following planning considerations:</p> <ul style="list-style-type: none"> a. Executes the eight troop-leading steps as thoroughly as the tactical situation permits. b. Develops a thorough mission analysis, focusing on the factors of mission, enemy, terrain, troops, time available, and civilian considerations (METT-TC). Assigns all squads an area of responsibility. c. Conducts reconnaissance and develops a movement plan as time permits. Directs squad leaders to assign individual areas of responsibility. d. Plans the use of dismounts when any of the following conditions apply: <ul style="list-style-type: none"> (1) Detailed reconnaissance is required. (2) Stealth is required. (3) Enemy contact is expected or visual contact has been made. (4) Vehicle movement is restricted by terrain. (5) Time is not limited. (6) Security is the primary concern. e. Initiates movement to designated route or sector as required to support the plan. 		

TASK STEPS AND PERFORMANCE MEASURES	GO	NO-GO
<p>*2. Determine appropriate movement route, technique, and formation based on mission analysis and reconnaissance.</p> <ul style="list-style-type: none"> a. Select movement route that provides adequate cover and concealment (unless specified in the OPORD/FRAGO). b. Selects technique of movement based on METT-TC (unless specified in the OPORD/FRAGO). <ul style="list-style-type: none"> (1) Selects traveling technique when speed is necessary and enemy contact is not likely. OR (2) Selects traveling overwatch technique when speed is necessary, but enemy contact is possible. OR (3) Selects bounding overwatch technique when enemy contact is expected or when crossing a danger area. <ul style="list-style-type: none"> (a) Selects alternate bounding method when a secure, but more rapid, advance is required. (b) Selects successive bounding methods when maximum security and ease of control are required. c. Selects movement formation based on METT-TC (unless specified in the OPORD/FRAGO or unit standing operating procedures [SOP]). <ul style="list-style-type: none"> (1) Selects column formation when speed is critical, when the platoon is moving through restrictive terrain on a specific route, and/or when enemy contact is not likely. OR (2) Selects staggered column formation when speed is critical, when there is limited area for lateral dispersion, and/or when enemy contact is not likely. OR (3) Selects vee formation when terrain restricts movement or when overwatch within the platoon is required. OR (4) Selects line formation when the commander specifies maximum reconnaissance forward and/or multiple separate reconnaissance sources. <p>3. Employs the selected technique of movement and formation.</p> <ul style="list-style-type: none"> a. Uses the correct visual signal and/or voice command. OR b. Uses graphic control measures or other cues to initiate the technique of movement. <p>*4. Designates the movement technique to be used based on METT-TC.</p> <ul style="list-style-type: none"> a. As ordered, employs traveling techniques of movements. <ul style="list-style-type: none"> (1) Assumes correct order of march as directed. (2) Moves continuously as one unit, with one element trailing the other. (3) Maintains interval and dispersion between vehicles as terrain and weather permit. (4) Uses terrain-driving techniques by individual vehicles to reduce exposure. (5) Maintains visual contact between lead and trail elements. (6) As much as possible, maintains team integrity and organizes the formation for the ease of deployment for the upcoming mission. (7) Maintains areas of responsibility for observation and fire to ensure 360-degree security. b. As ordered, employs traveling overwatch technique of movement. 		

TASK STEPS AND PERFORMANCE MEASURES	GO	NO-GO
<p>(1) Chooses the appropriate formation.</p> <p> (a) Team vee.</p> <p> (b) Team wedge.</p> <p>(2) Assumes positions as lead and trail elements as designated.</p> <p>(3) Lead element moves continuously while the trail element halts periodically at vantage points from which it can provide overwatch or support by fire (SBF) for the lead elements.</p> <p>(4) Uses terrain driving (when mounted) techniques by individual vehicles to reduce exposure.</p> <p>(5) Maintains command and control of platoon/team, using hand-and-arm signals of FM communications as the terrain allows.</p> <p>(6) Maintains 360-degree security.</p> <p>(7) Scouts as necessary to maintain security.</p> <p>c. As ordered, employs bounding overwatch technique of movement.</p> <p> (1) Assumes appropriate formation (team vee or team wedge) as designated.</p> <p> (2) Assumes positions as lead (bounding) and trail (overwatch) elements as designated.</p> <p> (3) Executes the following actions when using alternate bounds:</p> <p> (a) The designated overwatch element (called a team in this example; it can also be a single vehicle) occupies firing positions that afford optimum fields of observation and fire and provides overwatch/SBF or the bounding element (team B in this example).</p> <p> (b) Once team A reports "SET," team B begins its bound past team A, taking care not to obstruct the overwatch element's fields of observation and fire in accordance with METT-TC).</p> <p> (c) Team B occupies the overwatch/SBF position within observation range of team A and no more than half the distance of the maximum effective range of team A's main weapon system.</p> <p> (d) Once team B reports "SET," team A begins its bound in the direction of team B's position.</p> <p> (e) Team A occupies the overwatch/SBF position abreast of team B, taking care not obstruct fields of observation and fire (in accordance with METT-TC).</p> <p> (f) The two elements/vehicles repeat this sequence of bounding until the platoon/team halt or the technique of movement is changed.</p> <p> (g) Platoon/team dismounts scouts as necessary to provide security.</p> <p>5. Platoon/team moves using appropriate formation as directed by the platoon/team leader.</p> <p> a. Platoon/team executes column formation</p> <p> (1) Platoon leader briefs team leaders on the route of march (and specifies use of waypoints).</p> <p> (2) Positions himself where the platoon can most effectively execute the formation and where he can best command and control the platoon.</p> <p> (3) Directs teams to move to designated position within the formation.</p> <p> (4) Ensures proper intervals and speed are maintained.</p>		

TASK STEPS AND PERFORMANCE MEASURES	GO	NO-GO
<p>(5) Provides 360-degree security.</p> <p>b. Executes staggered column formation.</p> <p>(1) Briefs team leaders on the route of march; specifies use of waypoints.</p> <p>(2) Positions himself where the platoon can most effectively execute the formation and where he can best command and control the platoon.</p> <p>(3) Directs teams to move into designated positions within the formation, with individuals staggered on alternate sides of the prescribed route and the trail sections positioned to provide overwatch for the lead section, as necessary.</p> <p>(4) Ensures soldiers maintain proper lateral dispersion, interval, and speed.</p> <p>(5) Provides 360-degree security.</p> <p>c. Executes a vee formation.</p> <p>(1) Platoon leader deploys team C; platoon sergeant deploys team B.</p> <p>(2) A and B teams reconnoiter forward while team C provides overwatch/SBF.</p> <p>(3) Ensure soldiers maintain positions so that the trail team can monitor the lead team's movement.</p> <p>(4) Ensures soldiers maintain proper later dispersion, interval, and speed.</p> <p>(5) Provides security to the front and flanks.</p> <p>d. Executes a line formation.</p> <p>(1) Platoon deploys in linear configuration, allowing maximum reconnaissance forward.</p> <p>(2) Platoon leader deploys team C; platoon sergeant should deploy team B.</p> <p>(3) Ensures soldiers maintain proper lateral dispersion, interval, and speed.</p> <p>(4) Provides security to the front.</p> <p>6. Platoon executes herringbone or coil formation when it must establish local security during a halt or at the completion of tactical movement.</p> <p>a. Executes a herringbone formation when the platoon makes a scheduled or unscheduled halt (assume a hasty defense with 360-degree security while remaining postured to resume movement in the direction of travel).</p> <p>(1) Uses graphic control measures or a cue to initiate the formation change. OR</p> <p>(2) Uses proper voice command or visual signals.</p> <p>(3) Directs soldiers to move into covered and concealed positions on alternating sides of the route.</p> <p>(4) Directs soldiers to orient outward and maintain proper dispersion.</p> <p>(5) Maintains 360-degree security.</p> <p>(6) In an unscheduled halt, take the following actions:</p> <p>(a) Determine the cause of the halt.</p> <p>(b) Inform leaders of the halt and its cause.</p> <p>(c) Develop a course of action.</p> <p>(d) Resume movement as soon as possible.</p> <p>(7) In a scheduled halt, take the following actions:</p> <p>(a) Direct platoon to perform maintenance operations.</p> <p>(b) Direct platoon to conduct resupply operations, if required.</p>		

TASK STEPS AND PERFORMANCE MEASURES	GO	NO-GO
<p>b. Executes a coil formation when the platoon/team is operating independently and must establish 360 degrees of security during extended halts or lulls in combat in accordance with METT-TC factors.</p> <p>(1) Uses graphic control measures or a cue to initiate the formation change. OR</p> <p>(2) Uses proper voice command or visual signal.</p> <p>(3) In a high-mobility multipurpose wheeled vehicle (HMMWV), vehicles move into designated positions within the formation. The following steps apply:</p> <p>(a) Team A occupies a covered and concealed position in the direction of travel (12 o'clock).</p> <p>(b) Team B occupies a covered and concealed position at 3 o'clock.</p> <p>(c) Team C occupies a covered and concealed position at 9 o'clock.</p> <p>(d) Team D occupies a covered and concealed position at 6 o'clock.</p> <p>(e) Headquarters team occupies a covered and concealed position in the center of the formation.</p> <p>(4) Orient vehicles outward and maintain proper dispersion in accordance with METT-TC and/or OPORD/FRAGO.</p> <p>(5) Orient weapons outward to maintain 360-degree security.</p>		

TASK PERFORMANCE / EVALUATION SUMMARY BLOCK							
ITERATION	1	2	3	4	5	M	TOTAL
TOTAL TASK STEPS EVALUATED							
TOTAL TASK STEPS "GO"							
TRAINING STATUS "GO"/"NO-GO"							

* indicates a leader task step.

SUPPORTING INDIVIDUAL TASKS

Task Number	Task Title	References
071-326-0502(SL1)	Move Under Direct Fire	STP 21-1-SMCT
071-326-0503(SL1)	Move Over, Through, or Around Obstacles (Except Minefields)	STP 21-1-SMCT
071-326-0510(SL1)	React to Indirect Fire While Dismounted	STP 21-1-SMCT
071-326-3002(SL1)	React to Indirect Fire While Mounted	STP 21-1-SMCT
071-329-1006(SL1)	Navigate From One Point on the Ground to Another Point While Dismounted	STP 21-1-SMCT
071-329-1030(SL1)	Navigate From One Point on the Ground to Another Point While Mounted	STP 21-1-SMCT
191-380-0109(SL4)	Plan Patrol Activities	STP 21-24-SMCT
850-001-2000(SL2)	Employ Accident Prevention Measures and Risk Management Process	STP 21-24-SMCT
850-001-3001(SL3)	Control Mission Safety Hazard	STP 21-24-SMCT
850-001-4001(SL4)	Integrate Risk Management Into Platoon	STP 21-24-SMCT

SUPPORTING COLLECTIVE TASKS: None

OPFOR TASKS AND STANDARDS

TASK: Conduct Hasty Ambush (34-OPFOR-1003)

CONDITION: Opposing force (OPFOR) element is moving in a concealed area when an enemy element is reported moving along an adjacent route.

STANDARD: The ambush site is prepared before the arrival of the enemy element. The enemy force is surprised and casualties are inflicted within the designated kill zone. Delay enemy march element from reaching its specified destination. Withdraw, on order, within 2 minutes of ambush initiation. Report results of mission to headquarters.

TASK: Conduct Air Attacks (34-OPFOR-1006)

CONDITION: OPFOR elements in the rear area have forwarded the coordinates of enemy facilities and elements. OPFOR aircraft have been dispatched to attack enemy installations or convoys.

STANDARD: Locate support sites, command and control facilities, and/or convoys. Conduct attack runs on designated targets. Enemy equipment, supplies, and vehicles are destroyed and enemy personnel are killed.

TASK: Disrupt Enemy Movement and Operations Using Tactical Nuclear Weapons (34-OPFOR-1002)

CONDITION: Orders have been received to use tactical nuclear weapons in the enemy's rear area. Key locations have been identified.

STANDARD: Tactical nuclear missiles are delivered on target. Movement of equipment and supplies is disrupted or delayed to forward areas. Enemy equipment and supplies are destroyed. A high rate of nuclear casualties is inflicted among enemy troops.

TASK: Conduct Aerial Reconnaissance (34-OPFOR-1007)

CONDITION: OPFOR HQ requires intelligence on the location and identification of enemy elements. Aircraft is dispatched to take photographs and conduct a visual inspection of enemy area.

STANDARD: Locate and photograph enemy positions in assigned sectors, including support and storage bases and command and control facilities. Visual checks are conducted when possible. The enemy is not engaged. Priority intelligence requests and other information requirements (IRs) are reported to OPFOR HQ.

TASK: Disrupt Enemy Movement and Operations Using Persistent and Nonpersistent Chemical Weapons (34-OPFOR-1001)

CONDITION: Conventional artillery weapons or aircraft are available to deliver chemical weapons. Routes and key bases in the rear area have been selected.

STANDARD: Chemical agents are delivered into targeted areas. The movement of enemy supplies and equipment to forward areas is delayed by disrupting command and control systems. Enemy movement is successfully channeled into predesignated ambush areas. Enemy supplies and equipment are contaminated. A high rate of casualties is inflicted on enemy forces.

TASK: Conduct Deliberate Ambush (34-OPFOR-1004)

CONDITION: OPFOR element is operating along an enemy major supply route. Intelligence has reported an enemy convoy approaching the element. Headquarters has ordered complete destruction of the march element. The march element is approximately 15 minutes from the ambush point. OPFOR element possesses automatic weapons, antiarmor weapons, and command-detonated mines.

STANDARD: Prepare ambush site before arrival of enemy convoy. Surprise enemy forces. Force enemy march element to halt in kill zone. Kill, wound, or capture enemy personnel and destroy all vehicles and equipment. Consolidate and withdraw from the area on order. Results of the mission are reported to headquarters.

TASK: Maintain Contact (34-OPFOR-1011)

CONDITION: OPFOR element is tactically engaged with enemy base defense forces. Enemy forces are withdrawing under pressure.

STANDARD: Decisively engage the enemy forces. As the enemy withdraws, the unit or force advances, maintaining contact.

TASK: Conduct Sniper Operations (34-OPFOR-1005)

CONDITION: OPFOR element has received a sniper mission from headquarters. Snipers are assigned missions in the enemy rear area along major supply routes and near support sites.

STANDARD: Infiltrate enemy area of operations and set up a well-concealed location. Vehicle drivers or personnel on foot are engaged with short bursts of semiautomatic fire. Selected targets are killed or wounded. Prevent position from being discovered and evacuate the area without being detected. Results of the operation are reported to OPFOR headquarters.

TASK: Attack (34-OPFOR-1010)

CONDITION: Enemy rear area support base has been located. Priority intelligence requirements (PIRs) and other intelligence requirements have been obtained by OPFOR patrols. Element has automatic and antiarmor weapons, and light mortars. Element is approximately the size of two platoons.

STANDARD: An attack plan is developed. An attack is initiated using a scheme of maneuver that exploits enemy flanks, gaps, and weaknesses. Covered and concealed routes are used to approach enemy areas. Employ indirect fire to support attack. Penetrate enemy defenses. Destroy equipment and supplies, inflict casualties, isolate the support base, and block reinforcements. The enemy unit is forced to displace.

TASK: Conduct Electronic Warfare (34-OPFOR-1012)

CONDITION: OPFOR employs collection and direction-finding assets (ground and air) to monitor and locate enemy forces.

STANDARD: Locate the positions of enemy command, intelligence, and logistics units. Forward the locations of the positions to OPFOR headquarters. Use jamming signals against enemy radio receivers. Monitor enemy radio networks and report all information of intelligence value to OPFOR HQ.

TASK: Conduct Raid (34-OPFOR-1009)

CONDITION: OPFOR element has occupied an objective rally point and has orders to conduct a raid on a rear area base.

STANDARD: Surprise the enemy forces. Assault enemy support base and accomplish assigned tasks. Specified equipment and supplies are destroyed. Decisive engagement is avoided. All personnel are withdrawn from the area within the prescribed time. The collected intelligence data satisfies the PIRs.

ELEMENTS: Three Collection and Jamming Platoon Headquarters
 General Support Company Military Intelligence Battalion
 Electronic Warfare Platoon Headquarters
 Air Reconnaissance Platoon Headquarters
 Company Headquarters

TASK: Perform a Tactical Road March (07-3-C227.34-0001)

(FM 21-18) (FM 7-10) (FM 7-8)

ITERATION: 1 2 3 4 5 M (Circle)

COMMANDER/LEADER ASSESSMENT: T P U (Circle)

CONDITIONS: The platoon has received an operation order (OPORD) or fragmentary order (FRAGO), complete with graphics, to conduct a tactical road march as part of brigade task force operation. The order specifies the arrival time at the start point (SP) as well as the march speed, interval, and order of march. All planning and preparation are complete, including reconnaissance to determine the time-distance factor to the SP. Enemy contact is not expected. Some iterations of this task should be performed in mission-oriented protective posture level 4 (MOPP4).

TASK STANDARDS: The platoon moves through the SP, checkpoints, and release point (RP) at the times specified in the OPORD/FRAGO and completes movement to the location designated in the order.

TASK STEPS AND PERFORMANCE MEASURES	GO	NO-GO
<p>*1. Platoon leader initiates road march and controls platoon movement toward the SP.</p> <ul style="list-style-type: none"> a. Directs platoon to begin movement using designated formation, movement technique, and vehicle interval and speed. b. Positions himself where he can best control the movement of the platoon. c. Uses visual signals or FM radio to communicate with platoon in accordance with OPORD/FRAGO or unit standing operating procedures (SOP). <p>2. Conduct the road movement.</p> <ul style="list-style-type: none"> a. Cross SP at the designated time. b. Maintain personnel and vehicle intervals and rate of march specified in the order or unit SOP. c. Follow the prescribed route. <p>3. Maintain local security throughout the movement.</p> <ul style="list-style-type: none"> a. Maintain all-around observation at all times to include air guards. b. Orient as directed to establish unit local security. <p>4. Report and react to enemy contact.</p> <ul style="list-style-type: none"> a. Report and react in accordance with directions in OPORD. b. Report and react in accordance with unit SOP. <p>5. Conduct unit halts.</p> <ul style="list-style-type: none"> a. Conduct halt at regular intervals in accordance with unit SOP (as the tactical situation permits) to rest troops, adjust and redistribute equipment, and perform foot hygiene. b. Position element to provide all-around security. 		

TASK STEPS AND PERFORMANCE MEASURES	GO	NO-GO
<ul style="list-style-type: none"> c. Report all halts to next higher headquarters. d. Position vehicles in a herringbone formation. e. Dismount personnel to provide local security. f. Check condition of personnel and equipment. g. Coordinate with adjacent unit. h. Report status to higher headquarters. <p>*6. Control the unit.</p> <ul style="list-style-type: none"> a. Use visual, messenger, or radio signals for control throughout the movement. b. Report control measures as directed by the SOP or the order. c. Use or modify control measures from the order, as needed. <p>7. Arrive at the RP at the time specified in the order.</p> <ul style="list-style-type: none"> a. Meet the quartering party guide (if designated). b. Pass through the release point without halting. c. Report crossing to higher headquarters. 		

TASK PERFORMANCE / EVALUATION SUMMARY BLOCK							
ITERATION	1	2	3	4	5	M	TOTAL
TOTAL TASK STEPS EVALUATED							
TOTAL TASK STEPS "GO"							
TRAINING STATUS "GO"/"NO-GO"							

* indicates a leader task step.

SUPPORTING INDIVIDUAL TASKS

Task Number	Task Title	References
071-326-0510(SL1)	React to Indirect Fire While Dismounted	STP 21-1-SMCT
071-326-0608(SL2)	Use Visual Signalling Techniques	STP 21-24-SMCT
071-326-3002(SL1)	React to Indirect Fire While Mounted	STP 21-1-SMCT
071-326-3013(SL3)	Conduct a Tactical Road March	STP 21-24-SMCT
071-326-5805(SL3)	Conduct a Route Reconnaissance Mission	STP 21-24-SMCT
071-329-1006(SL1)	Navigate From One Point on the Ground to Another Point While Dismounted	STP 21-1-SMCT
071-329-1019(SL2)	Use a Map Overlay	STP 21-24-SMCT
071-329-1030(SL1)	Navigate From One Point on the Ground to Another Point While Mounted	STP 21-1-SMCT
113-637-2001(SL1)	Communicate Via a Tactical Radio	STP 21-1-SMCT
191-379-4407(SL2)	Plan Convoy Security Operations	STP 21-24-SMCT
551-88M-0001(SL3)	Lead a Convoy Serial/March Unit	STP 21-24-SMCT
551-88M-0005(SL1)	Operate a Vehicle in a Convoy	STP 21-1-SMCT
850-001-2000(SL2)	Employ Accident Prevention Measures and Risk Management Process	STP 21-24-SMCT
850-001-3001(SL3)	Control Mission Safety Hazard	STP 21-24-SMCT
850-001-4001(SL4)	Integrate Risk Management Into Platoon	STP 21-24-SMCT

SUPPORTING COLLECTIVE TASKS: None

OPFOR TASKS AND STANDARDS

TASK: Conduct Deliberate Ambush (34-OPFOR-1004)

CONDITION: Opposing force (OPFOR) element is operating along an enemy major supply route. Intelligence has reported an enemy convoy approaching the element. Headquarters has ordered complete destruction of the march element. The march element is approximately 15 minutes from the ambush point. OPFOR element possesses automatic weapons, antiarmor weapons, and command-detonated mines.

STANDARD: Prepare ambush site before arrival of enemy convoy. Surprise enemy forces. Force enemy march element to halt in kill zone. Kill, wound, or capture enemy personnel and destroy all vehicles and equipment. Consolidate and withdraw from the area on order. Results of the mission are reported to headquarters.

TASK: Conduct Sniper Operations (34-OPFOR-1005)

CONDITION: OPFOR element has received a sniper mission from headquarters. Snipers are assigned missions in the enemy rear area along major supply routes and near support sites.

STANDARD: Infiltrate enemy area of operations and set up a well-concealed location. Vehicle drivers or personnel on foot are engaged with short bursts of semiautomatic fire. Selected targets are killed or wounded. Prevent position from being discovered and evacuate the area without being detected. Results of the operation are reported to OPFOR headquarters.

TASK: Conduct Air Attacks (34-OPFOR-1006)

CONDITION: OPFOR elements in the rear area have forwarded the coordinates of enemy facilities and elements. OPFOR aircraft have been dispatched to attack enemy installations or convoys.

STANDARD: Locate support sites, command and control facilities, and/or convoys. Conduct attack runs on designated targets. Enemy equipment, supplies, and vehicles are destroyed and enemy personnel are killed.

TASK: Disrupt Enemy Movement and Operations Using Tactical Nuclear Weapons (34-OPFOR-1002)

CONDITION: Orders have been received to use tactical nuclear weapons in the enemy's rear area. Key locations have been identified.

STANDARD: Tactical nuclear missiles are delivered on target. Movement of equipment and supplies is disrupted or delayed to forward areas. Enemy equipment and supplies are destroyed. A high rate of nuclear casualties is inflicted among enemy troops.

TASK: Conduct Aerial Reconnaissance (34-OPFOR-1007)

CONDITION: OPFOR HQ requires intelligence on the location and identification of enemy elements. Aircraft is dispatched to take photographs and conduct a visual inspection of enemy area.

STANDARD: Locate and photograph enemy positions in assigned sectors, including support and storage bases and command and control facilities. Visual checks are conducted when possible. The enemy is not engaged. Priority intelligence requests and other information requirements (IRs) are reported to OPFOR HQ.

TASK: Disrupt Enemy Movement and Operations Using Persistent and Nonpersistent Chemical Weapons (34-OPFOR-1001)

CONDITION: Conventional artillery weapons or aircraft are available to deliver chemical weapons. Routes and key bases in the rear area have been selected.

STANDARD: Chemical agents are delivered into targeted areas. The movement of enemy supplies and equipment to forward areas is delayed by disrupting command and control systems. Enemy movement is successfully channeled into predesignated ambush areas. Enemy supplies and equipment are contaminated. A high rate of casualties is inflicted on enemy forces.

TASK: Conduct Hasty Ambush (34-OPFOR-1003)

CONDITION: OPFOR element is moving in a concealed area when an enemy element is reported moving along an adjacent route.

STANDARD: The ambush site is prepared before the arrival of the enemy element. The enemy force is surprised and casualties are inflicted within the designated kill zone. Delay enemy march element from reaching its specified destination. Withdraw, on order, within 2 minutes of ambush initiation. Report results of mission to headquarters.

TASK: Maintain Contact (34-OPFOR-1011)

CONDITION: OPFOR element is tactically engaged with enemy base defense forces. Enemy forces are withdrawing under pressure.

STANDARD: Decisively engage the enemy forces. As the enemy withdraws, the unit or force advances, maintaining contact.

TASK: Attack (34-OPFOR-1010)

CONDITION: Enemy rear area support base has been located. Priority intelligence requirements (PIRs) and other IRs have been obtained by OPFOR patrols. Element has automatic and antiarmor weapons, and light mortars. Element is approximately the size of two platoons.

STANDARD: An attack plan is developed. An attack is initiated using a scheme of maneuver that exploits enemy flanks, gaps, and weaknesses. Covered and concealed routes are used to approach enemy areas. Employ indirect fire to support attack. Penetrate enemy defenses. Destroy equipment and supplies, inflict casualties, isolate the support base, and block reinforcements. The enemy unit is forced to displace.

TASK: Conduct Raid (34-OPFOR-1009)

CONDITION: OPFOR element has occupied an objective rally point and has orders to conduct a raid on a rear area base.

STANDARD: Surprise the enemy forces. Assault enemy support base and accomplish assigned tasks. Specified equipment and supplies are destroyed. Decisive engagement is avoided. All personnel are withdrawn from the area within the prescribed time. The collected intelligence data satisfies the PIRs.

ELEMENTS: Three Collection and Jamming (C&J) Platoon Headquarters
 Electronic Warfare Platoon Headquarters
 Air Reconnaissance Platoon Headquarters
 General Support Company Military Intelligence Battalion
 Company Headquarters

TASK: Occupy Assembly Area (07-3-C228.34-0001)
 (FM 7-10) (FM 20-3) (FM 3-90.1)
 (FM 7-7) (FM 7-8)

ITERATION: 1 2 3 4 5 M (Circle)

COMMANDER/LEADER ASSESSMENT: T P U (Circle)

CONDITIONS: The platoon has been ordered to occupy an assembly area in preparation for combat operations. The enemy has the capability to attack by air, ground, and indirect fire. Some iterations of this task should be performed in mission-oriented protective posture level 4 (MOPP4).

TASK STANDARDS: The platoon moves all personnel and essential equipment into their assigned positions within the time specified in the operation order (OPORD). The enemy does not hinder platoon occupation. The time required to prepare is increased when conducting this task in MOPP4.

TASK STEPS AND PERFORMANCE MEASURES	GO	NO-GO
<p>*1. Quarters party, under the supervision of the platoon leader, moves to the assembly area and prepares the area for the main body.</p> <ul style="list-style-type: none"> a. Establishes initial site security. b. Reconnoiters the area. c. Prepares the area in accordance with the tactical standing operating procedures (TSOP). d. Assigns the section sectors. e. Checks for and mark or remove enemy obstacles and mines. f. Checks for nuclear, biological, and chemical (NBC) contamination. g. Selects crew weapons firing positions and avenues of approach. h. Selects command post location. i. Establishes internal/external wire communications. <p>2. As the platoon enters the assembly area, quarters party members, waiting in covered and concealed positions move out to guide platoon personnel to their designated areas.</p> <p>*3. The platoon establishes and maintains local security from enemy air and ground forces.</p> <ul style="list-style-type: none"> a. Squad leaders confirm defense sectors with platoon leader/platoon sergeant. b. Observation posts are placed on critical avenues of approach and establish communications. c. Maintains noise, light, and camouflage discipline. d. Conducts patrols in accordance with TSOP. e. Issues a contingency plan in case of enemy contact. 		

TASK STEPS AND PERFORMANCE MEASURES	GO	NO-GO
<p>4. The unit prepares for the next mission in accordance with TSOP.</p> <p>5. The platoon leader/platoon sergeant coordinates, as a minimum, with the element on the left and right.</p> <ul style="list-style-type: none"> a. Establishes responsibility for overlapping enemy avenues of approach between adjacent elements. b. Exchanges information on observation posts and unit signals. <p>6. The platoon leader/platoon sergeant develops a defense plan to occupy assembly area.</p> <ul style="list-style-type: none"> a. Prepares the defense diagram. b. Employs crew-served weapons. c. Establishes left and right perimeters. d. Emplaces mines and obstacles, ensuring they are covered by fire. <p>7. Forward the defense sketch to the battalion command post; retain one copy for platoon use.</p> <p>8. On leaving the assembly area, the unit must accomplish the following:</p> <ul style="list-style-type: none"> a. Recovers all mines and obstacles. b. Eliminates signs of the unit's presence in the area (trash, aiming stakes, communication wire, etc.). c. Leaves nothing of intelligence value. 		

TASK PERFORMANCE / EVALUATION SUMMARY BLOCK							
ITERATION	1	2	3	4	5	M	TOTAL
TOTAL TASK STEPS EVALUATED							
TOTAL TASK STEPS "GO"							
TRAINING STATUS "GO"/"NO-GO"							

* indicates a leader task step.

SUPPORTING INDIVIDUAL TASKS

Task Number	Task Title	References
031-503-3008(SL2)	Implement Mission-Oriented Protective Posture	STP 21-24-SMCT
052-191-1361(SL1)	Camouflage Yourself and Your Individual Equipment	STP 21-1-SMCT
052-191-1362(SL1)	Camouflage Equipment	STP 21-1-SMCT
052-192-1135(SL1)	Locate Mines by Probing	STP 21-1-SMCT
071-022-0015(SL1)	Prepare a Range Card for a Caliber .50 M2 Machine Gun	STP 21-1-SMCT
071-030-0002(SL1)	Prepare a Range Card for an MK19 Machine Gun	STP 21-1-SMCT
071-312-4032(SL1)	Prepare a Range Card for an M249 Machine Gun	STP 21-1-SMCT
071-326-0503(SL1)	Move Over, Through, or Around Obstacles (Except Minefields)	STP 21-1-SMCT
071-326-0513(SL1)	Select Temporary Fighting Positions	STP 21-1-SMCT
071-326-5703(SL1)	Construct Individual Fighting Positions	STP 21-1-SMCT

SUPPORTING INDIVIDUAL TASKS

Task Number	Task Title	References
071-326-5704(SL2)	Supervise Construction of a Fighting Position	STP 21-24-SMCT
071-326-5705(SL2)	Establish an Observation Post	STP 21-24-SMCT
071-326-5775(SL4)	Coordinate With an Adjacent Platoon	STP 21-24-SMCT
071-329-1006(SL1)	Navigate From One Point on the Ground to Another Point While Dismounted	STP 21-1-SMCT
071-329-1030(SL1)	Navigate From One Point on the Ground to Another Point While Mounted	STP 21-1-SMCT
071-331-0815(SL1)	Practice Noise, Light, and Litter Discipline	STP 21-1-SMCT
071-410-0012(SL3)	Conduct Occupation of an Assembly Area	STP 21-24-SMCT
071-430-0002(SL2)	Conduct a Defense by a Squad	STP 21-24-SMCT
071-430-0006(SL4)	Conduct a Defense by a Platoon	STP 21-24-SMCT
071-710-0006(SL1)	Plan Use of Night Vision Devices	STP 21-1-SMCT
113-600-2001(SL1)	Communicate Via a Tactical Telephone	STP 21-1-SMCT
113-637-2001(SL1)	Communicate Via a Tactical Radio	STP 21-1-SMCT
805C-PAD-2461(SL2)	Maintain Accountability of Personnel (Status Report)	STP 21-24-SMCT
850-001-2000(SL2)	Employ Accident Prevention Measures and Risk Management Process	STP 21-24-SMCT
850-001-3001(SL3)	Control Mission Safety Hazard	STP 21-24-SMCT
850-001-4001(SL4)	Integrate Risk Management Into Platoon	STP 21-24-SMCT

SUPPORTING COLLECTIVE TASKS: None

OPFOR TASKS AND STANDARDS

TASK: Conduct Raid (34-OPFOR-1009)

CONDITION: Opposing force (OPFOR) element has occupied an objective rally point and has orders to conduct a raid on a rear area base.

STANDARD: Surprise the enemy forces. Assault enemy support base and accomplish assigned tasks. Specified equipment and supplies are destroyed. Decisive engagement is avoided. All personnel are withdrawn from the area within the prescribed time. The collected intelligence data satisfies the priority intelligence requirements (PIRs).

TASK: Conduct Air Attacks (34-OPFOR-1006)

CONDITION: OPFOR elements in the rear area have forwarded the coordinates of enemy facilities and elements. OPFOR aircraft have been dispatched to attack enemy installations or convoys.

STANDARD: Locate support sites, command and control facilities, and/or convoys. Conduct attack runs on designated targets. Enemy equipment, supplies, and vehicles are destroyed and enemy personnel are killed.

TASK: Gather Intelligence (34-OPFOR-1008)

CONDITION: OPFOR elements, operating in the rear area, are planning attacks on enemy bases. Information is needed before plans are finalized.

STANDARD: Identify all priority intelligence requests and other intelligence requirements (IRs). Pass through any outpost, defensive wire, or warning device undetected. Move to an observation point that offers cover and concealment and is close enough to gather required information. Gather data that answers IRs. Withdraw from area undetected. Report all information of value to OPFOR headquarters.

TASK: Disrupt Enemy Movement and Operations Using Persistent and Nonpersistent Chemical Weapons (34-OPFOR-1001)

CONDITION: Conventional artillery weapons or aircraft are available to deliver chemical weapons. Routes and key bases in the rear area have been selected.

STANDARD: Chemical agents are delivered into targeted areas. The movement of enemy supplies and equipment to forward areas is delayed by disrupting command and control systems. Enemy movement is successfully channeled into predesignated ambush areas. Enemy supplies and equipment are contaminated. A high rate of casualties is inflicted on enemy forces.

TASK: Conduct Hasty Ambush (34-OPFOR-1003)

CONDITION: OPFOR element is moving in a concealed area when an enemy element is reported moving along an adjacent route.

STANDARD: The ambush site is prepared before the arrival of the enemy element. The enemy force is surprised and casualties are inflicted within the designated kill zone. Delay enemy march element from reaching its specified destination. Withdraw, on order, within 2 minutes of ambush initiation. Report results of mission to headquarters.

TASK: Maintain Contact (34-OPFOR-1011)

CONDITION: OPFOR element is tactically engaged with enemy base defense forces. Enemy forces are withdrawing under pressure.

STANDARD: Decisively engage the enemy forces. As the enemy withdraws, the unit or force advances, maintaining contact.

TASK: Conduct Sniper Operations (34-OPFOR-1005)

CONDITION: OPFOR element has received a sniper mission from headquarters. Snipers are assigned missions in the enemy rear area along major supply routes and near support sites.

STANDARD: Infiltrate enemy area of operations and set up a well-concealed location. Vehicle drivers or personnel on foot are engaged with short bursts of semiautomatic fire. Selected targets are killed or wounded. Prevent position from being discovered and evacuate the area without being detected. Results of the operation are reported to OPFOR headquarters.

TASK: Attack (34-OPFOR-1010)

CONDITION: Enemy rear area support base has been located. PIRs and other IRs have been obtained by OPFOR patrols. Element has automatic and antiarmor weapons, and light mortars. Element is approximately the size of two platoons.

STANDARD: An attack plan is developed. An attack is initiated using a scheme of maneuver that exploits enemy flanks, gaps, and weaknesses. Covered and concealed routes are used to approach enemy areas. Employ indirect fire to support attack. Penetrate enemy defenses. Destroy equipment and supplies, inflict casualties, isolate the support base, and block reinforcements. The enemy unit is forced to displace.

ELEMENTS: Electronic Warfare Platoon Headquarters
 Three Collection and Jamming Platoon Headquarters
 General Support Company Military Intelligence Battalion
 Air Reconnaissance Platoon Headquarters
 Company Headquarters

TASK: Perform Passage of Lines (07-3-C229.34-0001)

(FM 7-10)

(FM 7-7)

(FM 7-8)

ITERATION: 1 2 3 4 5 M (Circle)

COMMANDER/LEADER ASSESSMENT: T P U (Circle)

CONDITIONS: The element is operating as a separate unit and is required to conduct a passage of lines. The enemy can attack with indirect fire, aircraft, or company size mounted or dismounted forces. Some iterations of this task should be performed in mission-oriented protective posture level 4 (MOPP4).

TASK STANDARDS: The unit moves all personnel and equipment through the stationary unit not later than the time specified in the order. The unit main body does not encounter the enemy during the departure from friendly lines and sustains no casualties from friendly fire. The time required to prepare is increased when conducting this task in MOPP4.

TASK STEPS AND PERFORMANCE MEASURES	GO	NO-GO
<p>*1. Receive the operation order (OPORD).</p> <ul style="list-style-type: none"> a. Initiate planning for the operation. b. Conduct coordination for the operation. <p>*2. The passing force leader meets with the stationary unit leader.</p> <ul style="list-style-type: none"> a. Arrange for a specific time. b. Determine meeting location. <p>*3. The passing unit leader coordinates the passage through and reentry of lines with the forward unit leader.</p> <ul style="list-style-type: none"> a. Ensure both unit personnel are aware of each unit's identification. b. Keep stationary unit leader informed as to size of passing unit. c. Coordinate time(s) of departure and return. d. Define area of operation. <p>*4. The passing leader coordinates with the stationary leader.</p> <ul style="list-style-type: none"> a. Exchange enemy intelligence information. b. Complete joint reconnaissance of the position. c. Explain passing unit scheme of maneuver. d. Coordinate recognition signals for the passage both near and far. e. Plan for guides and passage control measures. f. Coordinate security measure for the passage. g. Designate fire support responsibilities and fire plans. h. Exchange information on terrain and existing obstacles. i. Determine when and where battle handover occurs. 		

TASK STEPS AND PERFORMANCE MEASURES	GO	NO-GO
<p>j. Coordinate combat service support (items left on the position).</p> <p>*5. Both leaders coordinate specific control measures for the passage.</p> <p>a. Plan locations of contact points.</p> <p>b. Point out locations of passage points.</p> <p>c. Identify release points and battle handover line.</p> <p>d. Exchange call signs, frequencies, code words, signals, and challenge and passwords.</p> <p>6. Both leaders perform leader's reconnaissance of the passage area.</p> <p>a. Physically locate the passage-of-lines points.</p> <p>b. Identify obstacle locations and safety lines.</p> <p>c. Point out release points.</p> <p>d. Physically reconnoiter the assembly area (for rearward passage).</p> <p>e. Identify contact points.</p> <p>f. Walk the stationary force positions.</p> <p>g. Identify combat support and combat service support (CSS) elements (command posts, observation posts, and antiarmor and mortar positions).</p> <p>h. Ensure reconnaissance and other activities do not reveal the operation to the enemy.</p> <p>*7. The passing leader checks with other leaders who will be operating in the same or adjacent areas.</p> <p>a. Exchange intelligence information on the enemy.</p> <p>b. Exchange terrain data.</p> <p>8. Passing unit arrives in the stationary unit area.</p> <p>a. Move into secure position as designated in the primary coordination meeting with the stationary leader.</p> <p>b. Start final preparations for the passage of line.</p> <p>9. The passing unit leader issues a contingency plan before moving out to make final coordination.</p> <p>a. Brief the unit on what is happening and what is going to happen.</p> <p>b. Confirm chain of command.</p> <p>c. Prescribe actions to be taken on contact.</p> <p>d. Brief actions to be taken in the absence of the leader.</p> <p>e. Provide time schedule, suspenses, and any limits on actions.</p> <p>*10. Passing unit leader completes coordination with the stationary unit leader.</p> <p>a. Confirm recognition signals for the passage both near and far.</p> <p>b. Coordinate with guides.</p> <p>c. Confirm traffic control measures.</p>		

TASK STEPS AND PERFORMANCE MEASURES	GO	NO-GO
<p>d. Confirm security measures for the passage.</p> <p>e. Collocate so both leaders can observe critical areas, make timely decisions, and facilitate battle handover.</p> <p>11. The passing unit moves to position near the point of contact.</p> <p>a. Move at the designated time.</p> <p>b. Provide cover and concealment during movement and at the stop position.</p> <p>12. Passing unit security element passes through the passage lanes.</p> <p>a. Link up with guides from the stationary unit.</p> <p>b. Move with guides from the contact point(s) through the passage lane(s) and passage point(s) to the release point(s).</p> <p>c. Clear the area forward of the release point(s) to the first covered and concealed position.</p> <p>d. Report when area is secure.</p> <p>13. Remainder of the passage force moves through the passage lanes.</p> <p>a. Move forward to the release point(s).</p> <p>b. Identify and account for passage personnel as confirmed by the guides as the unit passes through the release point.</p> <p>c. Ensure movement is continuous throughout the passage.</p> <p>d. Execute a security halt after the company has moved beyond the friendly unit's final protective fire.</p> <p>e. Execute movement of the executive officer (XO), first sergeant (1SG) or platoon sergeant (PSG) from the release point forward only after the leader is sure he will not have to withdraw through the passage point.</p> <p>14. The passing unit makes a reentry through the friendly lines.</p> <p>a. Halt unit and establish the reentry rally point.</p> <hr/> <p>Note: If in contact with the enemy, the unit does not halt. Contact party or guides from the stationary unit lead the unit through the passage points, or long-range signals are used.</p> <hr/> <p>b. Contact forward unit by radio and tell them by use of prearranged code word that the unit is ready to reenter. (The leader may opt to keep the unit outside of friendly lines until daybreak.)</p> <p>c. Acknowledge receipt of message.</p> <p>15. Direct a security team on an azimuth and pace to the contact point.</p> <p>a. Establish contact with the stationary unit guides (far and near recognition signals).</p> <p>b. Signal the unit forward, or go back and lead the unit to the passage point.</p> <p>c. Count and identify each element as they pass through the passage point.</p> <p>16. Move through the passage point to the assembly area behind the friendly unit.</p>		

TASK STEPS AND PERFORMANCE MEASURES	GO	NO-GO
<ul style="list-style-type: none"> a. Lead by the guide from the stationary unit. b. Treat and evacuate casualties upon arrival at assembly area. c. Leader reports to the stationary unit command post. Provide tactical information concerning the area of responsibility. 		
17. The passing leader links up with his unit in the assembly area. <ul style="list-style-type: none"> a. Prepare unit for movement to a secure area. b. Lead unit to secure area. c. Conduct debriefing. 		

TASK PERFORMANCE / EVALUATION SUMMARY BLOCK							
ITERATION	1	2	3	4	5	M	TOTAL
TOTAL TASK STEPS EVALUATED							
TOTAL TASK STEPS "GO"							
TRAINING STATUS "GO"/"NO-GO"							

* indicates a leader task step.

SUPPORTING INDIVIDUAL TASKS

Task Number	Task Title	References
071-326-3013(SL3)	Conduct a Tactical Road March	STP 21-24-SMCT
071-326-5502(SL2)	Issue a Fragmentary Order	STP 21-24-SMCT
071-326-5505(SL2)	Issue an Oral Operation Order	STP 21-24-SMCT
071-326-5775(SL4)	Coordinate With an Adjacent Platoon	STP 21-24-SMCT
071-326-5805(SL3)	Conduct a Route Reconnaissance Mission	STP 21-24-SMCT
071-329-1006(SL1)	Navigate From One Point on the Ground to Another Point While Dismounted	STP 21-1-SMCT
071-329-1030(SL1)	Navigate From One Point on the Ground to Another Point While Mounted	STP 21-1-SMCT
113-637-2001(SL1)	Communicate Via a Tactical Radio	STP 21-1-SMCT
301-371-1000(SL1)	Report Intelligence Information	STP 21-1-SMCT
301-371-1052(SL1)	Protect Classified Information and Material	STP 21-1-SMCT
551-88N-0002(SL2)	Prepare for Unit Movement	STP 21-24-SMCT
551-88N-0003(SL4)	Plan Unit Move	STP 21-24-SMCT
551-88N-0004(SL3)	Coordinate Unit Movement	STP 21-24-SMCT
850-001-2000(SL2)	Employ Accident Prevention Measures and Risk Management Process	STP 21-24-SMCT
850-001-3001(SL3)	Control Mission Safety Hazard	STP 21-24-SMCT
850-001-4001(SL4)	Integrate Risk Management Into Platoon	STP 21-24-SMCT

SUPPORTING COLLECTIVE TASKS: None

OPFOR TASKS AND STANDARDS

TASK: Maintain Contact (34-OPFOR-1011)

CONDITION: Opposing force (OPFOR) element is tactically engaged with enemy base defense forces. Enemy forces are withdrawing under pressure.

STANDARD: Decisively engage the enemy forces. As the enemy withdraws, the unit or force advances, maintaining contact.

TASK: Disrupt Enemy Movement and Operations Using Tactical Nuclear Weapons (34-OPFOR-1002)

CONDITION: Orders have been received to use tactical nuclear weapons in the enemy's rear area. Key locations have been identified.

STANDARD: Tactical nuclear missiles are delivered on target. Movement of equipment and supplies is disrupted or delayed to forward areas. Enemy equipment and supplies are destroyed. A high rate of nuclear casualties is inflicted among enemy troops.

TASK: Disrupt Enemy Movement and Operations Using Persistent and Nonpersistent Chemical Weapons (34-OPFOR-1001)

CONDITION: Conventional artillery weapons or aircraft are available to deliver chemical weapons. Routes and key bases in the rear area have been selected.

STANDARD: Chemical agents are delivered into targeted areas. The movement of enemy supplies and equipment to forward areas is delayed by disrupting command and control systems. Enemy movement is successfully channeled into predesignated ambush areas. Enemy supplies and equipment are contaminated. A high rate of casualties is inflicted on enemy forces.

TASK: Counter Passage of Lines (34-OPFOR-1016)

CONDITION: Friendly units are in defense positions but are expected to attempt a passage of lines. Friendly forces have close air support and nuclear, biological, and chemical (NBC) capabilities. The OPFOR element receives orders to disrupt the friendly passage of lines.

STANDARD: The friendly force passage of lines is delayed by the OPFOR element for a minimum of 2 hours.

TASK: Conduct Deliberate Ambush (34-OPFOR-1004)

CONDITION: OPFOR element is operating along an enemy major supply route. Intelligence has reported an enemy convoy approaching the element. Headquarters has ordered complete destruction of the march element. The march element is approximately 15 minutes from the ambush point. OPFOR element possesses automatic weapons, antiarmor weapons, and command-detonated mines.

STANDARD: Prepare ambush site before arrival of enemy convoy. Surprise enemy forces. Force enemy march element to halt in kill zone. Kill, wound, or capture enemy personnel and destroy all vehicles and equipment. Consolidate and withdraw from the area on order. Results of the mission are reported to headquarters.

TASK: Attack (34-OPFOR-1010)

CONDITION: Enemy rear area support base has been located. Priority intelligence requirements (PIRs) and other intelligence requirements have been obtained by OPFOR patrols. Element has automatic and antiarmor weapons, and light mortars. Element is approximately the size of two platoons.

STANDARD: An attack plan is developed. An attack is initiated using a scheme of maneuver that exploits enemy flanks, gaps, and weaknesses. Covered and concealed routes are used to approach enemy areas. Employ indirect fire to support attack. Penetrate enemy defenses. Destroy equipment and supplies, inflict casualties, isolate the support base, and block reinforcements. The enemy unit is forced to displace.

TASK: Conduct Electronic Warfare (34-OPFOR-1012)

CONDITION: OPFOR employs collection and direction-finding assets (ground and air) to monitor and locate enemy forces.

STANDARD: Locate the positions of enemy command, intelligence, and logistics units. Forward the locations of the positions to OPFOR headquarters. Use jamming signals against enemy radio receivers. Monitor enemy radio networks and report all information of intelligence value to OPFOR HQ.

TASK: Conduct Raid (34-OPFOR-1009)

CONDITION: OPFOR element has occupied an objective rally point and has orders to conduct a raid on a rear area base.

STANDARD: Surprise the enemy forces. Assault enemy support base and accomplish assigned tasks. Specified equipment and supplies are destroyed. Decisive engagement is avoided. All personnel are withdrawn from the area within the prescribed time. The collected intelligence data satisfies the PIRs.

ELEMENTS: Company Headquarters
 Three Collection and Jamming Platoon Headquarters
 Electronic Warfare Platoon Headquarters
 Air Reconnaissance Platoon Headquarters
 General Support Company Military Intelligence Battalion

TASK: Execute Actions on Contact (17-3-1021.34-0001)
 (FM 17-95)

ITERATION: 1 2 3 4 5 M (Circle)

COMMANDER/LEADER ASSESSMENT: T P U (Circle)

CONDITIONS: The platoon is conducting tactical operations as part of a tactical operation. Contact is immediate. Some iterations of this task should be performed in mission-oriented protective posture level 4 (MOPP4).

TASK STANDARDS: The platoon reacts to the contact. The platoon leader reports the contact to higher headquarters. The platoon develops the situation based on the commander's intent while retaining sufficient combat power to continue the mission. The platoon successfully accomplishes the course of action (COA) directed by the commander. No friendly unit suffers casualties or equipment damage as a result of fratricide.

TASK STEPS AND PERFORMANCE MEASURES	GO	NO-GO
<p>1. Platoon reacts to the situation as appropriate.</p> <p>a. Reacts when contact entails enemy fire.</p> <p>(1) Returns fire immediately to destroy or suppress the enemy.</p> <p>(2) Immediately alerts the rest of the platoon/team with a contact report.</p> <p>(3) Takes evasive actions to seek cover and concealment, evade enemy fire, and/or break contact.</p> <p>(4) Sends initial contact report to the commander.</p> <p>b. Reacts when contact is visual and/or does not involve fire.</p> <p>(1) Immediately alerts the rest of the platoon with a contact report.</p> <p>(2) Sends an initial spot report to platoon leader.</p> <p>*2. Platoon leader/platoon sergeant deploys platoon and reports the situation.</p> <p>a. Orders platoon to seek the best available covered and concealed position(s) (must afford unobstructed observation and fields of fire).</p> <p>b. Directs elements not in contact to establish a hasty defense and await further guidance from the platoon leader.</p> <p>c. Immediately sends contact report to higher headquarters, followed by an initial spot report.</p> <p>*3. Platoon leader evaluates and develops the situation.</p> <p>a. Element(s) in contact evaluate the situation quickly.</p> <p>(1) Determine enemy size, composition, activity, orientation, and location of weapons systems.</p> <p>(2) Search (physically or visually) for antitank ditches, minefields, wire, or other obstacles that could define a fire sack.</p>		

TASK STEPS AND PERFORMANCE MEASURES	GO	NO-GO
<p>(3) Search (physically or visually) for the flanks of the enemy and any elements that could mutually support enemy position(s).</p> <p>(4) Based on a fully developed situation, send updated spot report (with possible courses of action [COAs]) to the platoon leader/platoon sergeant.</p> <p>b. Platoon leader/platoon sergeant analyzes spot reports and other tactical information as required to make an assessment of the situation.</p> <p>c. Platoon leader/platoon sergeant directs the actions of elements not in contact in a manner that supports the elements in contact. AND/OR</p> <p>d. Platoon leader/platoon sergeant directs elements not in contact to continue the mission in accordance with the operation order (OPORD) or fragmentary order (FRAGO).</p> <p>*4. Platoon leader/platoon sergeant develops the situation as required.</p> <p>a. Ensure the platoon's actions allow for survivability and mission accomplishment.</p> <p>b. Send an updated spot report to the commander.</p> <p>*5. Platoon leader selects appropriate COA based on the commander's intent, mission, enemy, terrain, troops, time available, and civilian considerations (METT-TC), his analysis of the situation, and input from elements in contact.</p> <p>a. Directs platoon to execute original COA (as previously addressed in the OPORD) if it is consistent with the commander's intent/concept and is within the platoon's capability. OR</p> <p>b. Based on the situation, issues FRAGO to refine the plan, ensuring it supports the commander's intent. OR</p> <p>c. Directs platoon to establish hasty defense/support by fire (SBF) position and takes further guidance from the commander. OR</p> <p>d. Chooses alternate COA based on evaluation of the situation.</p> <p>*6. If the situation dictates a change to the original plan, platoon leader recommends alternate COA.</p> <p>a. Sends recommendation to the commander.</p> <p>b. Receives orders to execute the COA selected by the commander.</p> <p>*7. Based on the situation and the commander's order, platoon leader directs platoon to execute COA.</p> <p>a. Conducts coordination with other elements as necessary to obtain support.</p> <p>b. Issues order for the COA.</p> <p>(1) Directs platoon to break contact and bypass. OR</p> <p>(2) Directs platoon to maintain contact and bypass. OR</p> <p>(3) Directs platoon to establish a hasty defense by occupying SBF positions.</p> <p>8. Platoon executes selected or refined COA.</p> <p>a. Platoon leader/platoon sergeant keeps higher headquarters informed at all times throughout the operation.</p> <p>b. Platoon/team leader adjusts COA during execution as situation dictates.</p> <p>c. Platoon continues to execute COA until it accomplishes the original mission,</p>		

TASK STEPS AND PERFORMANCE MEASURES	GO	NO-GO
receives FRAGO from the commander, or is ordered to execute consolidation and reorganization on the objective.		

TASK PERFORMANCE / EVALUATION SUMMARY BLOCK							
ITERATION	1	2	3	4	5	M	TOTAL
TOTAL TASK STEPS EVALUATED							
TOTAL TASK STEPS "GO"							
TRAINING STATUS "GO"/"NO-GO"							

* indicates a leader task step.

SUPPORTING INDIVIDUAL TASKS

Task Number	Task Title	References
071-008-0007(SL1)	Engage Targets With an M16A1 or M16A2 Rifle Using an AN/PAS-13 Series Thermal Sight	STP 21-1-SMCT
071-010-0006(SL1)	Engage Targets With an M249 Machine Gun	STP 21-1-SMCT
071-030-0004(SL1)	Engage Targets With an MK19 Machine Gun	STP 21-1-SMCT
071-100-0003(SL1)	Engage Targets With an M4 or M4A1 Carbine	STP 21-1-SMCT
071-311-2130(SL1)	Engage Targets With an M203 Grenade Launcher	STP 21-1-SMCT
071-315-2308(SL1)	Engage Targets With an M16A1 or M16A2 Rifle Using a Night Vision Sight AN/PVS-4	STP 21-1-SMCT
071-325-4407(SL1)	Employ Hand Grenades	STP 21-1-SMCT
071-326-0502(SL1)	Move Under Direct Fire	STP 21-1-SMCT
071-326-0511(SL1)	React to Flares	STP 21-1-SMCT
071-326-0513(SL1)	Select Temporary Fighting Positions	STP 21-1-SMCT
071-326-5502(SL2)	Issue a Fragmentary Order	STP 21-24-SMCT
071-326-5775(SL4)	Coordinate With an Adjacent Platoon	STP 21-24-SMCT
071-329-1006(SL1)	Navigate From One Point on the Ground to Another Point While Dismounted	STP 21-1-SMCT
071-329-1030(SL1)	Navigate From One Point on the Ground to Another Point While Mounted	STP 21-1-SMCT
071-410-0002(SL1)	React to Direct Fire While Mounted	STP 21-1-SMCT
071-410-0019(SL3)	Control Organic Fires	STP 21-24-SMCT
071-430-0002(SL2)	Conduct a Defense by a Squad	STP 21-24-SMCT
071-430-0003(SL3)	Consolidate a Squad Following Enemy Contact While in the Defense	STP 21-24-SMCT
071-430-0004(SL3)	Reorganize a Squad Following Enemy Contact While in the Defense	STP 21-24-SMCT
071-430-0006(SL4)	Conduct a Defense by a Platoon	STP 21-24-SMCT
071-430-0007(SL4)	Consolidate a Platoon Following Enemy Contact While in the Defense	STP 21-24-SMCT
071-430-0008(SL4)	Reorganize a Platoon Following Enemy Contact While in the Defense	STP 21-24-SMCT
071-710-0006(SL1)	Plan Use of Night Vision Devices	STP 21-1-SMCT
071-720-0015(SL3)	Conduct an Area Reconnaissance by a Platoon	STP 21-24-SMCT
850-001-2000(SL2)	Employ Accident Prevention Measures and Risk Management Process	STP 21-24-SMCT
850-001-3001(SL3)	Control Mission Safety Hazard	STP 21-24-SMCT
850-001-4001(SL4)	Integrate Risk Management Into Platoon	STP 21-24-SMCT

SUPPORTING COLLECTIVE TASKS: None

OPFOR TASKS AND STANDARDS

TASK: Conduct Hasty Ambush (34-OPFOR-1003)

CONDITION: Opposing force (OPFOR) element is moving in a concealed area when an enemy element is reported moving along an adjacent route.

STANDARD: The ambush site is prepared before the arrival of the enemy element. The enemy force is surprised and casualties are inflicted within the designated kill zone. Delay enemy march element from reaching its specified destination. Withdraw, on order, within 2 minutes of ambush initiation. Report results of mission to headquarters.

TASK: Conduct Deliberate Ambush (34-OPFOR-1004)

CONDITION: OPFOR element is operating along an enemy major supply route. Intelligence has reported an enemy convoy approaching the element. Headquarters has ordered complete destruction of the march element. The march element is approximately 15 minutes from the ambush point. OPFOR element possesses automatic weapons, antiarmor weapons, and command-detonated mines.

STANDARD: Prepare ambush site before arrival of enemy convoy. Surprise enemy forces. Force enemy march element to halt in kill zone. Kill, wound, or capture enemy personnel and destroy all vehicles and equipment. Consolidate and withdraw from the area on order. Results of the mission are reported to headquarters.

TASK: Conduct Sniper Operations (34-OPFOR-1005)

CONDITION: OPFOR element has received a sniper mission from headquarters. Snipers are assigned missions in the enemy rear area along major supply routes and near support sites.

STANDARD: Infiltrate enemy area of operations and set up a well-concealed location. Vehicle drivers or personnel on foot are engaged with short bursts of semiautomatic fire. Selected targets are killed or wounded. Prevent position from being discovered and evacuate the area without being detected. Results of the operation are reported to OPFOR headquarters.

TASK: Attack (34-OPFOR-1010)

CONDITION: Enemy rear area support base has been located. Priority intelligence requirements (PIRs) and other intelligence requirements (IRs) have been obtained by OPFOR patrols. Element has automatic and antiarmor weapons, and light mortars. Element is approximately the size of two platoons.

STANDARD: An attack plan is developed. An attack is initiated using a scheme of maneuver that exploits enemy flanks, gaps, and weaknesses. Covered and concealed routes are used to approach enemy areas. Employ indirect fire to support attack. Penetrate enemy defenses. Destroy equipment and supplies, inflict casualties, isolate the support base, and block reinforcements. The enemy unit is forced to displace.

TASK: Maintain Contact (34-OPFOR-1011)

CONDITION: OPFOR element is tactically engaged with enemy base defense forces. Enemy forces are withdrawing under pressure.

STANDARD: Decisively engage the enemy forces. As the enemy withdraws, the unit or force advances, maintaining contact.

TASK: Engage With Indirect Fires (34-OPFOR-1033)

CONDITION: OPFOR unit or observation post is deployed observing a likely avenue of approach. Threat forces are conducting tactical movement along the avenue of approach. OPFOR has communications with supporting indirect fire assets.

STANDARD: Threat forces are detected without giving away OPFOR locations. Detected threat forces are engaged with indirect fires, resulting in threat losses, suppression, or neutralization.

ELEMENT: Three Counterintelligence Teams

TASK: Prepare for Counterintelligence Operations (34-5-0913)
(FM 34-60)

ITERATION: 1 2 3 4 5 M (Circle)

COMMANDER/LEADER ASSESSMENT: T P U (Circle)

CONDITIONS: The counterintelligence (CI) team is supporting a tactical unit and has received a mission tasking. An operation order (OPORD), standing operating procedures (SOP), an intelligence annex, and a current threat assessment on the target area are available. Some iterations of this task should be performed in mission-oriented protective posture level 4 (MOPP4).

TASK STANDARDS: Review orders from higher headquarters, the intelligence annex, and the CI estimate in preparation to conduct CI operations within the timelines given by operational headquarters. All actions are performed in accordance with the SOP and higher headquarters guidance.

TASK STEPS AND PERFORMANCE MEASURES	GO	NO-GO
<p>*1. Team leader receives the mission tasking from operational headquarters.</p> <p>2. Review the OPORD and SOP.</p> <hr/> <p>Note: The OPORD and SOP should first be reviewed by the team leader and then briefed to the rest of the team. Also, the entire team should be given an opportunity to review the two documents.</p> <hr/> <p>a. Obtain locations and assets of the friendly force.</p> <p>b. Obtain priority intelligence requirements (PIRs).</p> <p>c. Obtain phases and planned movement.</p> <p>d. Obtain location of named areas of interest.</p> <p>e. Obtain rules of engagement (ROE).</p> <p>f. Obtain allied forces locations and their available assets.</p> <p>3. Review intelligence annex B, with emphasis on the CI appendix.</p> <p>a. Determine if there are any liaison requirements.</p> <p>b. Determine if there will be any screening and debriefing missions.</p> <p>c. Determine if it is safe to travel to the site where the team will operate.</p> <p>d. Determine if intelligence contingency funds or incentives will be available.</p> <p>e. Determine if CI force protections source operations (CFSO) are feasible should it become necessary to run them.</p> <p>4. Review the CI estimate.</p> <p>a. Review historical and regional data using a country study, newspapers, historical reports or any other sources available.</p> <p>(1) Geographic and ethnic factors.</p> <p>(2) Current and recent past political situation.</p> <p>(3) Current economic situation.</p>		

TASK STEPS AND PERFORMANCE MEASURES	GO	NO-GO
<p>(4) Religious factors and common customs.</p> <p>(5) Key biographies of military leaders, political leaders, insurgents/paramilitaries, and terrorist leaders.</p> <p>b. Review key host nation organizations located around the CI team's area of operations.</p> <p>(1) Military.</p> <p>(2) Political.</p> <p>(3) Insurgent/paramilitary.</p> <p>(4) Relief.</p> <p>(5) Religious or ethnic.</p> <p>(6) Local law enforcement.</p> <p>. 5. Develop map overlays using information from the CI estimate and other data available.</p> <p>*6. Team leader determines specific information requirements (SIRs).</p> <p>*7. Team leader determines what reports and products would normally be produced, where and how they will be sent, and if there is any required reporting frequency to higher headquarters.</p>		

TASK PERFORMANCE / EVALUATION SUMMARY BLOCK							
ITERATION	1	2	3	4	5	M	TOTAL
TOTAL TASK STEPS EVALUATED							
TOTAL TASK STEPS "GO"							
TRAINING STATUS "GO"/"NO-GO"							

* indicates a leader task step.

SUPPORTING INDIVIDUAL TASKS

Task Number	Task Title	References
071-329-1000	Identify Topographic Symbols on a Military Map	STP 21-1-SMCT
071-329-1001	Identify Terrain Features on a Map	STP 21-1-SMCT
071-329-1004	Determine the Elevation of a Point on the Ground Using a Map	STP 21-24-SMCT
071-329-1008	Measure Distance on a Map	STP 21-1-SMCT
071-329-1009	Convert Azimuths	STP 21-24-SMCT
071-329-1014	Locate an Unknown Point on a Map and on the Ground by Intersection	STP 21-24-SMCT
071-329-1015	Locate an Unknown Point on a Map and on the Ground by Resection	STP 21-24-SMCT
071-329-1019(SL2)	Use a Map Overlay	STP 21-24-SMCT
071-332-5000(SL3)	Prepare an Operation Overlay	STP 21-24-SMCT
113-637-2001(SL1)	Communicate Via a Tactical Radio	STP 21-1-SMCT
181-105-1001(SL1)	Comply With the Law of War and the Geneva and Hague Conventions	STP 21-1-SMCT
181-105-2001(SL2)	Enforce the Law of War and the Geneva and Hague Conventions	STP 21-24-SMCT
181-105-2002(SL2)	Conduct Combat Operations According to the Law of War	STP 21-24-SMCT
301-348-6001	Protect Classified Information and Material	STP 34-97B15-SM-TG STP 34-97E14-SM-TG

SUPPORTING INDIVIDUAL TASKS

Task Number	Task Title	References
301-97B-2052	Prepare a Counterintelligence (CI) Estimate	STP 34-97B15-SM-TG
301-97B-3103	Review Counterintelligence (CI) Reports	STP 34-97B15-SM-TG
301-S97-1000	Conduct Directed Research	STP 34-97B15-SM-TG
301-S97-1101	Conduct a Military Briefing	STP 34-97B15-SM-TG
301-S97-1350	Prepare Intelligence Information Reports (IIR)	STP 34-97B15-SM-TG
301-S97-1351	Prepare a Contact Report	STP 34-97B15-SM-TG
301-S97-1451	Exploit Open Source Material	STP 34-97B15-SM-TG
301-S97-6001	Utilize Intelligence Contingency Funds (ICF)	STP 34-97B15-SM-TG
301-S97-6002	Apply Principles of Military Intelligence (MI) Law to Collection Activities	STP 34-97B15-SM-TG
301-S97-6007	Set Up, Operate, and Maintain a Counterintelligence HUMINT Automated Tools Set (CHATS)	STP 34-97B15-SM-TG
301-S97-6008	Operate a Counterintelligence HUMINT Automated Tools Set (CHATS)	STP 34-97B15-SM-TG
301-S97-6020	Conduct an Area Assessment	STP 34-97B15-SM-TG
301-S97-6024	Prepare a Lead Development Report	STP 34-97B15-SM-TG
301-S97-6051	Conduct Required Coordination	STP 34-97B15-SM-TG STP 34-97E14-SM-TG
301-S97-6101	Elicit Potential Intelligence Information	STP 34-97B15-SM-TG STP 34-97E14-SM-TG
301-S97-6200	Develop a Communications Plan	STP 34-97B15-SM-TG STP 34-97E14-SM-TG
301-S97-6300	Spot a Source	STP 34-97B15-SM-TG STP 34-97E14-SM-TG
301-S97-6303	Assess the Source	STP 34-97B15-SM-TG STP 34-97E14-SM-TG
301-S97-6305	Recruit the Source	STP 34-97B15-SM-TG STP 34-97E14-SM-TG
301-S97-6352	Maintain a Source Dossier	STP 34-97B15-SM-TG STP 34-97E14-SM-TG

SUPPORTING COLLECTIVE TASKS: None

OPFOR TASKS AND STANDARDS

TASK: Conduct Aerial Reconnaissance (34-OPFOR-1007)

CONDITION: Opposing force (OPFOR) HQ requires intelligence on the location and identification of enemy elements. Aircraft is dispatched to take photographs and conduct a visual inspection of enemy area.

STANDARD: Locate and photograph enemy positions in assigned sectors, including support and storage bases and command and control facilities. Visual checks are conducted when possible. The enemy is not engaged. Priority intelligence requests and other IRs are reported to OPFOR HQ.

TASK: Disrupt Enemy Movement and Operations Using Tactical Nuclear Weapons (34-OPFOR-1002)

CONDITION: Orders have been received to use tactical nuclear weapons in the enemy's rear area. Key locations have been identified.

STANDARD: Tactical nuclear missiles are delivered on target. Movement of equipment and supplies is disrupted or delayed to forward areas. Enemy equipment and supplies are destroyed. A high rate of nuclear casualties is inflicted among enemy troops.

ELEMENT: Three Counterintelligence Teams

TASK: Deploy Counterintelligence Team (34-5-0914)
(FM 34-60)

ITERATION: 1 2 3 4 5 M (Circle)

COMMANDER/LEADER ASSESSMENT: T P U (Circle)

CONDITIONS: The counterintelligence (CI) team is supporting a tactical unit and is deploying in response to a mission tasking. Standing operating procedures (SOP) and automated information equipment (counterintelligence/human intelligence automated tool set [CHATS], individual tactical reporting tool, etc.) are available. Some iterations of this task should be performed in mission-oriented protective posture level 4 (MOPP4).

TASK STANDARDS: The team prepares for deployment, the correct location for placement is determined, the automation equipment is emplaced, and communications are established. Deployed in accordance with the SOP and higher headquarters guidance.

TASK STEPS AND PERFORMANCE MEASURES	GO	NO-GO
<p>*1. Team leader coordinates with operational headquarters.</p> <ul style="list-style-type: none"> a. Receives operation order (OPORD) and information on soldier readiness processing. b. Attends any mandatory briefings. c. Obtains deployment times and desired operational location of team. <p>2. Team prepares for deployment.</p> <ul style="list-style-type: none"> a. Receives briefing from team leader. b. Obtains and tests communication of CHATS, Force XXI battle command brigade and below (FBCB2) communication equipment, individual tactical reporting tools, and any encryption equipment. c. Obtains necessary maps and data to load into CHATS. d. Obtains the signals operating instructions. e. Obtains current threat assessment. f. Performs preventive maintenance checks and services (PMCS) on vehicles. g. Loads equipment onto vehicles in accordance with load plan. <p>3. Team deploys to their operational location.</p> <ul style="list-style-type: none"> a. Travels to area of operation in accordance with team leader's guidance. b. Coordinates with the control element of the area of operation for specific location of operational base. c. Establishes communications with higher headquarters after arriving at the base location. d. Reviews the current local SOP. e. Determines line crossing. f. Establishes logistic support. 		

TASK PERFORMANCE / EVALUATION SUMMARY BLOCK							
ITERATION	1	2	3	4	5	M	TOTAL
TOTAL TASK STEPS EVALUATED							
TOTAL TASK STEPS "GO"							
TRAINING STATUS "GO"/"NO-GO"							

* indicates a leader task step.

SUPPORTING INDIVIDUAL TASKS

Task Number	Task Title	References
071-326-5505(SL2)	Issue an Oral Operation Order	STP 21-24-SMCT
071-329-1006(SL1)	Navigate From One Point on the Ground to Another Point While Dismounted	STP 21-1-SMCT
071-329-1011	Orient a Map Using a Compass	STP 21-24-SMCT
071-329-1030(SL1)	Navigate From One Point on the Ground to Another Point While Mounted	STP 21-1-SMCT
091-CLT-3009(SL4)	Supervise Maintenance Operations	STP 21-24-SMCT
091-CLT-4029(SL2)	Supervise Preventive Maintenance Checks and Services (PMCS)	STP 21-24-SMCT
113-637-2001(SL1)	Communicate Via a Tactical Radio	STP 21-1-SMCT
301-97B-1250	Assist in Counterintelligence (CI) Screening Operations	STP 34-97B15-SM-TG
301-S97-6005	Use an Interpreter	STP 34-97B15-SM-TG STP 34-97E14-SM-TG
301-S97-6007	Set Up, Operate, and Maintain a Counterintelligence HUMINT Automated Tools Set (CHATS)	STP 34-97B15-SM-TG
301-S97-6008	Operate a Counterintelligence HUMINT Automated Tools Set (CHATS)	STP 34-97E14-SM-TG STP 34-97B15-SM-TG
301-S97-6051	Conduct Required Coordination	STP 34-97B15-SM-TG STP 34-97E14-SM-TG

SUPPORTING COLLECTIVE TASKS: None

OPFOR TASKS AND STANDARDS

TASK: Conduct Hasty Ambush (34-OPFOR-1003)

CONDITION: Opposing force (OPFOR) element is moving in a concealed area when an enemy element is reported moving along an adjacent route.

STANDARD: The ambush site is prepared before the arrival of the enemy element. The enemy force is surprised and casualties are inflicted within the designated kill zone. Delay enemy march element from reaching its specified destination. Withdraw, on order, within 2 minutes of ambush initiation. Report results of mission to headquarters.

TASK: Conduct Air Attacks (34-OPFOR-1006)

CONDITION: OPFOR elements in the rear area have forwarded the coordinates of enemy facilities and elements. OPFOR aircraft have been dispatched to attack enemy installations or convoys.

STANDARD: Locate support sites, command and control facilities, and/or convoys. Conduct attack runs on designated targets. Enemy equipment, supplies, and vehicles are destroyed and enemy personnel are killed.

TASK: Conduct Aerial Reconnaissance (34-OPFOR-1007)

CONDITION: OPFOR HQ requires intelligence on the location and identification of enemy elements. Aircraft is dispatched to take photographs and conduct a visual inspection of enemy area.

STANDARD: Locate and photograph enemy positions in assigned sectors, including support and storage bases and command and control facilities. Visual checks are conducted when possible. The enemy is not engaged. Priority intelligence requests and other information requirements (IRs) are reported to OPFOR HQ.

TASK: Disrupt Enemy Movement and Operations Using Tactical Nuclear Weapons (34-OPFOR-1002)

CONDITION: Orders have been received to use tactical nuclear weapons in the enemy's rear area. Key locations have been identified.

STANDARD: Tactical nuclear missiles are delivered on target. Movement of equipment and supplies is disrupted or delayed to forward areas. Enemy equipment and supplies are destroyed. A high rate of nuclear casualties is inflicted among enemy troops.

TASK: Conduct Raid (34-OPFOR-1009)

CONDITION: OPFOR element has occupied an objective rally point and has orders to conduct a raid on a rear area base.

STANDARD: Surprise the enemy forces. Assault enemy support base and accomplish assigned tasks. Specified equipment and supplies are destroyed. Decisive engagement is avoided. All personnel are withdrawn from the area within the prescribed time. The collected intelligence data satisfies the priority intelligence requirements (PIRs).

TASK: Conduct Deliberate Ambush (34-OPFOR-1004)

CONDITION: OPFOR element is operating along an enemy major supply route. Intelligence has reported an enemy convoy approaching the element. Headquarters has ordered complete destruction of the march element. The march element is approximately 15 minutes from the ambush point. OPFOR element possesses automatic weapons, antiarmor weapons, and command-detonated mines.

STANDARD: Prepare ambush site before arrival of enemy convoy. Surprise enemy forces. Force enemy march element to halt in kill zone. Kill, wound, or capture enemy personnel and destroy all vehicles and equipment. Consolidate and withdraw from the area on order. Results of the mission are reported to headquarters.

TASK: Disrupt Enemy Movement and Operations Using Persistent and Nonpersistent Chemical Weapons (34-OPFOR-1001)

CONDITION: Conventional artillery weapons or aircraft are available to deliver chemical weapons. Routes and key bases in the rear area have been selected.

STANDARD: Chemical agents are delivered into targeted areas. The movement of enemy supplies and equipment to forward areas is delayed by disrupting command and control systems. Enemy movement is successfully channeled into predesignated ambush areas. Enemy supplies and equipment are contaminated. A high rate of casualties is inflicted on enemy forces.

ELEMENT: Three Counterintelligence Teams

TASK: Redeploy Counterintelligence Team (34-5-0916)
(FM 34-60)

ITERATION: 1 2 3 4 5 M (Circle)

COMMANDER/LEADER ASSESSMENT: T P U (Circle)

CONDITIONS: The counterintelligence (CI) team is deployed in support of a tactical unit, has completed their mission, and has received orders to redeploy to home station. Automated information equipment (counterintelligence/human intelligence automated tool set (CHATS), individual tactical reporting tool, etc.) and standing operating procedures (SOP) are available. Some iterations of this task should be performed in mission-oriented protective posture level 4 (MOPP4).

TASK STANDARDS: Back up data, account for all equipment, and return to home station with all equipment. Perform redeployment in accordance with the SOP and higher headquarters guidance.

TASK STEPS AND PERFORMANCE MEASURES	GO	NO-GO
<p>*1. Team leader supervises end of mission activities.</p> <ul style="list-style-type: none"> a. Inform the team the mission has ended. b. Direct team to back up databases and files before shutting down equipment. <p>2. Conduct mission turnover with incoming team (if applicable).</p> <ul style="list-style-type: none"> a. Brief incoming team on contacts, reports, requirements, and products they are required to produce. b. Transfer database information to incoming team's CHATS. c. Conduct source handover. <p>*3. Team redeploys.</p> <ul style="list-style-type: none"> a. Team members verify balance of intelligence contingency funds before leaving. b. Inventory all equipment at the site. c. Load all equipment onto their vehicles in accordance with load plans. d. Redeploy to home station in accordance with team leader's guidance. <p>4. Team conducts recovery operations upon arrival at home station.</p> <ul style="list-style-type: none"> a. Reinventory equipment. b. Perform preventive maintenance checks and services (PMCS) on equipment and vehicles. c. Store equipment in accordance with team leader's guidance. <p>*5. Team leader reports the team's status to the commander upon completion of recovery operations. Provide a back brief to commander on mission accomplishment.</p>		

TASK PERFORMANCE / EVALUATION SUMMARY BLOCK							
ITERATION	1	2	3	4	5	M	TOTAL
TOTAL TASK STEPS EVALUATED							
TOTAL TASK STEPS "GO"							
TRAINING STATUS "GO"/"NO-GO"							

* indicates a leader task step.

SUPPORTING INDIVIDUAL TASKS

Task Number	Task Title	References
071-326-5805(SL3)	Conduct a Route Reconnaissance Mission	STP 21-24-SMCT
071-329-1030(SL1)	Navigate From One Point on the Ground to Another Point While Mounted	STP 21-1-SMCT
091-CLT-3009(SL4)	Supervise Maintenance Operations	STP 21-24-SMCT
091-CLT-4029(SL2)	Supervise Preventive Maintenance Checks and Services (PMCS)	STP 21-24-SMCT
101-92Y-0006(SL2)	Inspect Equipment for Accountability, Cleanliness, and Serviceability	STP 21-24-SMCT
301-S97-6007	Set Up, Operate, and Maintain a Counterintelligence HUMINT Automated Tools Set (CHATS)	STP 34-97B15-SM-TG
301-S97-6011	Perform Intelligence Funds Custodial Duties	STP 34-97E14-SM-TG STP 34-97B15-SM-TG STP 34-97E14-SM-TG
301-S97-6051	Conduct Required Coordination	STP 34-97B15-SM-TG STP 34-97E14-SM-TG

SUPPORTING COLLECTIVE TASKS: None

OPFOR TASKS AND STANDARDS

TASK: Conduct Hasty Ambush (34-OPFOR-1003)

CONDITION: Opposing force (OPFOR) element is moving in a concealed area when an enemy element is reported moving along an adjacent route.

STANDARD: The ambush site is prepared before the arrival of the enemy element. The enemy force is surprised and casualties are inflicted within the designated kill zone. Delay enemy march element from reaching its specified destination. Withdraw, on order, within 2 minutes of ambush initiation. Report results of mission to headquarters.

TASK: Conduct Air Attacks (34-OPFOR-1006)

CONDITION: OPFOR elements in the rear area have forwarded the coordinates of enemy facilities and elements. OPFOR aircraft have been dispatched to attack enemy installations or convoys.

STANDARD: Locate support sites, command and control facilities, and/or convoys. Conduct attack runs on designated targets. Enemy equipment, supplies, and vehicles are destroyed and enemy personnel are killed.

TASK: Conduct Aerial Reconnaissance (34-OPFOR-1007)

CONDITION: OPFOR HQ requires intelligence on the location and identification of enemy elements. Aircraft is dispatched to take photographs and conduct a visual inspection of enemy area.

STANDARD: Locate and photograph enemy positions in assigned sectors, including support and storage bases and command and control facilities. Visual checks are conducted when possible. The enemy is not engaged. Priority intelligence requests and other information requirements (IRs) are reported to OPFOR HQ.

TASK: Disrupt Enemy Movement and Operations Using Tactical Nuclear Weapons (34-OPFOR-1002)

CONDITION: Orders have been received to use tactical nuclear weapons in the enemy's rear area. Key locations have been identified.

STANDARD: Tactical nuclear missiles are delivered on target. Movement of equipment and supplies is disrupted or delayed to forward areas. Enemy equipment and supplies are destroyed. A high rate of nuclear casualties is inflicted among enemy troops.

TASK: Conduct Raid (34-OPFOR-1009)

CONDITION: OPFOR element has occupied an objective rally point and has orders to conduct a raid on a rear area base.

STANDARD: Surprise the enemy forces. Assault enemy support base and accomplish assigned tasks. Specified equipment and supplies are destroyed. Decisive engagement is avoided. All personnel are withdrawn from the area within the prescribed time. The collected intelligence data satisfies the priority intelligence requirements (PIRs).

TASK: Conduct Deliberate Ambush (34-OPFOR-1004)

CONDITION: OPFOR element is operating along an enemy major supply route. Intelligence has reported an enemy convoy approaching the element. Headquarters has ordered complete destruction of the march element. The march element is approximately 15 minutes from the ambush point. OPFOR element possesses automatic weapons, antiarmor weapons, and command-detonated mines.

STANDARD: Prepare ambush site before arrival of enemy convoy. Surprise enemy forces. Force enemy march element to halt in kill zone. Kill, wound, or capture enemy personnel and destroy all vehicles and equipment. Consolidate and withdraw from the area on order. Results of the mission are reported to headquarters.

TASK: Disrupt Enemy Movement and Operations Using Persistent and Nonpersistent Chemical Weapons (34-OPFOR-1001)

CONDITION: Conventional artillery weapons or aircraft are available to deliver chemical weapons. Routes and key bases in the rear area have been selected.

STANDARD: Chemical agents are delivered into targeted areas. The movement of enemy supplies and equipment to forward areas is delayed by disrupting command and control systems. Enemy movement is successfully channeled into predesignated ambush areas. Enemy supplies and equipment are contaminated. A high rate of casualties is inflicted on enemy forces.

- ELEMENTS:** Three Voice Collection Teams
 Five Electronic Warfare Teams
 Six Electronic Warfare Teams
 Three HF/VHF Electronic Countermeasure Teams
 Three Counterintelligence Teams
 Three Interrogation Teams
 Three Transcription/Analysis Teams

TASK: Break Contact (34-5-1117)

(FM 7-8) (FM 34-2-1) (FM 7-92)

ITERATION: 1 2 3 4 5 M (Circle)

COMMANDER/LEADER ASSESSMENT: T P U (Circle)

CONDITIONS: The team or squad is moving or stationary. The enemy fires on the team/squad. The team/squad leader orders the team/squad to break contact. Rules of engagement (ROE) have been published. Some iterations of this task should be performed in mission-oriented protective posture level 4 (MOPP4).

TASK STANDARDS: The team/squad moves to where the enemy cannot observe or place direct fire on it. The team/squad continues follow-on operations. The U.S. forces comply with the ROE.

TASK STEPS AND PERFORMANCE MEASURES	GO	NO-GO
<p>*1. The team/squad leader gives the order to break contact.</p> <ul style="list-style-type: none"> a. Directs team member(s) in contact to support the disengagement of the remainder of personnel. b. Orders the movement of the remainder of the team or squad to a recognizable terrain feature or to the last rally point to establish a subsequent fire support area. <p>2. The base-of-fire element continues to suppress the threat.</p> <ul style="list-style-type: none"> a. Maintains effective direct fire against specified targets. b. Uses indirect fire to suppress the threat and conceal movement. c. Uses smoke to conceal movement of friendly personnel (hand-held or M203 Grenade Launcher). <p>3. The movement element begins its disengagement.</p> <ul style="list-style-type: none"> a. Uses fragmentation, concussion, and smoke grenades to conceal movement. b. Takes up the designated position and engages the threat position. <p>*4. The team/squad leader directs the base-of-fire element to move to its next location.</p> <ul style="list-style-type: none"> a. Uses the appropriate movement technique based on the volume and accuracy of threat fire. b. Takes up the next designated position and engages the threat position. <p>5. The team/squad continues to bound away from the threat.</p> <ul style="list-style-type: none"> a. Continues to suppress the threat as it breaks contact. b. Continues bounding until it breaks contact or passes through a higher-level support-by-fire position. 		

TASK STEPS AND PERFORMANCE MEASURES	GO	NO-GO
<ul style="list-style-type: none"> c. Changes the direction of movement once contact is broken to reduce the ability of the threat to place effective indirect fire on the unit. d. Moves to the last designated rally point in the absence of a leader's instructions. <p>*6. The team/squad leader moves the team/squad to the final rally point.</p> <ul style="list-style-type: none"> a. Accounts for personnel and equipment. b. Reorganizes as required in accordance with unit's tactical standing operating procedures (TSOP). c. Reports to the platoon leader. 		

TASK PERFORMANCE / EVALUATION SUMMARY BLOCK							
ITERATION	1	2	3	4	5	M	TOTAL
TOTAL TASK STEPS EVALUATED							
TOTAL TASK STEPS "GO"							
TRAINING STATUS "GO"/"NO-GO"							

* indicates a leader task step.

SUPPORTING INDIVIDUAL TASKS

Task Number	Task Title	References
061-283-6003(SL2)	Adjust Indirect Fire	STP 21-24-SMCT
071-008-0007(SL1)	Engage Targets With an M16A1 or M16A2 Rifle Using an AN/PAS-13 Series Thermal Sight	STP 21-1-SMCT
071-311-2025(SL1)	Maintain an M16A1 or M16A2 Rifle	STP 21-1-SMCT
071-311-2125(SL1)	Maintain an M203 Grenade Launcher	STP 21-1-SMCT
071-311-2127(SL1)	Load an M203 Grenade Launcher	STP 21-1-SMCT
071-311-2128(SL1)	Unload an M203 Grenade Launcher	STP 21-1-SMCT
071-311-2129(SL1)	Correct Malfunctions of an M203 Grenade Launcher	STP 21-1-SMCT
071-311-2130(SL1)	Engage Targets With an M203 Grenade Launcher	STP 21-1-SMCT
071-312-3007(SL1)	Prepare a Range Card for an M60 Machine Gun	STP 21-1-SMCT
071-312-3025(SL1)	Maintain an M60 Machine Gun	STP 21-1-SMCT
071-312-3027(SL1)	Load an M60 Machine Gun	STP 21-1-SMCT
071-312-3028(SL1)	Unload an M60 Machine Gun	STP 21-1-SMCT
071-312-3031(SL1)	Engage Targets With an M60 Machine Gun	STP 21-1-SMCT
071-315-2308(SL1)	Engage Targets With an M16A1 or M16A2 Rifle Using a Night Vision Sight AN/PVS-4	STP 21-1-SMCT
071-325-4401(SL1)	Perform Safety Checks on Hand Grenades	STP 21-1-SMCT
071-325-4407(SL1)	Employ Hand Grenades	STP 21-1-SMCT
071-326-0502(SL1)	Move Under Direct Fire	STP 21-1-SMCT
071-326-0503(SL1)	Move Over, Through, or Around Obstacles (Except Minefields)	STP 21-1-SMCT
071-326-0510(SL1)	React to Indirect Fire While Dismounted	STP 21-1-SMCT
071-326-0513(SL1)	Select Temporary Fighting Positions	STP 21-1-SMCT
071-326-5775(SL4)	Coordinate With an Adjacent Platoon	STP 21-24-SMCT
071-326-5805(SL3)	Conduct a Route Reconnaissance Mission	STP 21-24-SMCT

SUPPORTING INDIVIDUAL TASKS

Task Number	Task Title	References
071-329-1006(SL1)	Navigate From One Point on the Ground to Another Point While Dismounted	STP 21-1-SMCT
101-92Y-0006(SL2)	Inspect Equipment for Accountability, Cleanliness, and Serviceability	STP 21-24-SMCT
181-105-1001(SL1)	Comply With the Law of War and the Geneva and Hague Conventions	STP 21-1-SMCT
181-105-2001(SL2)	Enforce the Law of War and the Geneva and Hague Conventions	STP 21-24-SMCT
181-105-2002(SL2)	Conduct Combat Operations According to the Law of War	STP 21-24-SMCT
805C-PAD-2461(SL2)	Maintain Accountability of Personnel (Status Report)	STP 21-24-SMCT

SUPPORTING COLLECTIVE TASKS: None

OPFOR TASKS AND STANDARDS

TASK: Disrupt Enemy Movement and Operations Using Tactical Nuclear Weapons (34-OPFOR-1002)

CONDITION: Orders have been received to use tactical nuclear weapons in the enemy's rear area. Key locations have been identified.

STANDARD: Tactical nuclear missiles are delivered on target. Movement of equipment and supplies is disrupted or delayed to forward areas. Enemy equipment and supplies are destroyed. A high rate of nuclear casualties is inflicted among enemy troops.

TASK: Disrupt Enemy Movement and Operations Using Persistent and Nonpersistent Chemical Weapons (34-OPFOR-1001)

CONDITION: Conventional artillery weapons or aircraft are available to deliver chemical weapons. Routes and key bases in the rear area have been selected.

STANDARD: Chemical agents are delivered into targeted areas. The movement of enemy supplies and equipment to forward areas is delayed by disrupting command and control systems. Enemy movement is successfully channeled into predesignated ambush areas. Enemy supplies and equipment are contaminated. A high rate of casualties is inflicted on enemy forces.

TASK: Conduct Deliberate Ambush (34-OPFOR-1004)

CONDITION: Opposing force (OPFOR) element is operating along an enemy major supply route. Intelligence has reported an enemy convoy approaching the element. Headquarters has ordered complete destruction of the march element. The march element is approximately 15 minutes from the ambush point. OPFOR element possesses automatic weapons, antiarmor weapons, and command-detonated mines.

STANDARD: Prepare ambush site before arrival of enemy convoy. Surprise enemy forces. Force enemy march element to halt in kill zone. Kill, wound, or capture enemy personnel and destroy all vehicles and equipment. Consolidate and withdraw from the area on order. Results of the mission are reported to headquarters.

TASK: Conduct Hasty Ambush (34-OPFOR-1003)

CONDITION: OPFOR element is moving in a concealed area when an enemy element is reported moving along an adjacent route.

STANDARD: The ambush site is prepared before the arrival of the enemy element. The enemy force is surprised and casualties are inflicted within the designated kill zone. Delay enemy march element from reaching its specified destination. Withdraw, on order, within 2 minutes of ambush initiation. Report results of mission to headquarters.

TASK: Conduct Sniper Operations (34-OPFOR-1005)

CONDITION: OPFOR element has received a sniper mission from headquarters. Snipers are assigned missions in the enemy rear area along major supply routes and near support sites.

STANDARD: Infiltrate enemy area of operations and set up a well-concealed location. Vehicle drivers or personnel on foot are engaged with short bursts of semiautomatic fire. Selected targets are killed or wounded. Prevent position from being discovered and evacuate the area without being detected. Results of the operation are reported to OPFOR headquarters.

TASK: Conduct Air Attacks (34-OPFOR-1006)

CONDITION: OPFOR elements in the rear area have forwarded the coordinates of enemy facilities and elements. OPFOR aircraft have been dispatched to attack enemy installations or convoys.

STANDARD: Locate support sites, command and control facilities, and/or convoys. Conduct attack runs on designated targets. Enemy equipment, supplies, and vehicles are destroyed and enemy personnel are killed.

TASK: Attack (34-OPFOR-1010)

CONDITION: Enemy rear area support base has been located. Priority intelligence requirements (PIRs) and other intelligence requirements (IRs) have been obtained by OPFOR patrols. Element has automatic and antiarmor weapons, and light mortars. Element is approximately the size of two platoons.

STANDARD: An attack plan is developed. An attack is initiated using a scheme of maneuver that exploits enemy flanks, gaps, and weaknesses. Covered and concealed routes are used to approach enemy areas. Employ indirect fire to support attack. Penetrate enemy defenses. Destroy equipment and supplies, inflict casualties, isolate the support base, and block reinforcements. The enemy unit is forced to displace.

TASK: Maintain Contact (34-OPFOR-1011)

CONDITION: OPFOR element is tactically engaged with enemy base defense forces. Enemy forces are withdrawing under pressure.

STANDARD: Decisively engage the enemy forces. As the enemy withdraws, the unit or force advances, maintaining contact.

ELEMENTS: Company Headquarters
 Three Collection and Jamming (C&J) Platoon Headquarters
 Electronic Platoon Headquarters
 Air Reconnaissance Platoon Headquarters

TASK: Perform Deployment Alert Activities (63-2-8001.34-0001)
 (FM 100-17)

ITERATION: 1 2 3 4 5 M (Circle)

COMMANDER/LEADER ASSESSMENT: T P U (Circle)

CONDITIONS: The unit is at a normal state of deployment readiness and receives a warning order (WARNO) to prepare for overseas deployment. The charge of quarters or first sergeant has notified the commander of the WARNO. The unit movement plan, recall plan, security plan, unit and higher headquarters access rosters, and current maps are available. The unit has a unit movement officer (UMO) and alternate, main body personnel, advance party personnel, seaport of embarkation team, equipment reception team, packing and crating team, weighing and marking team, and rail-loading team. Supercargoes have been designated by the commander. The unit is deploying as part of a higher headquarters deployment. Alert notification activities are performed day or night under all environmental conditions. Some iterations of this task should be performed in mission-oriented protective posture level 4 (MOPP4).

TASK STANDARDS: Unit personnel are recalled in accordance with the recall plan and are present or accounted for. Briefings are conducted for unit personnel and deployment teams in accordance with the movement plan. Security was established in accordance with the security plan.

TASK STEPS AND PERFORMANCE MEASURES	GO	NO-GO
<p>*1. Commander supervises deployment alert notification activities.</p> <ul style="list-style-type: none"> a. Directs the charge of quarters or first sergeant to implement the recall plan. b. Coordinates with higher headquarters commander for guidance concerning deployment requirements. c. Briefs company leaders on deployment and mission requirements. d. Directs UMO to update movement plan, deployment SOP, and marshaling plans. e. Assigns additional and/or replacement personnel to deployment teams. f. Monitors security of unit area for compliance with security plan. g. Monitors recall of unit personnel to ensure recall time standards are met and personnel accountability is accomplished. h. Submits reports to higher headquarters in accordance with recall plan, security plan, movement plan, and deployment operation order (OPORD). i. Briefs higher headquarters commander and staff on status of deployment alert activities. <p>2. Unit headquarters performs recall personnel accountability functions.</p> <ul style="list-style-type: none"> a. Initiates recall procedures. b. Sets up central check-in. c. Checks personnel as they arrive to ensure only personnel listed on access rosters enter the unit area. d. Annotates recall roster as personnel arrive to indicate they are present for duty. 		

TASK STEPS AND PERFORMANCE MEASURES	GO	NO-GO
<ul style="list-style-type: none"> e. Computes percent present-for-duty. f. Briefs commander on present-for-duty status as recall progresses. g. Terminates control check-in point when 100 percent of unit is present or accounted for. <p>*3. UMO assembles deployment teams.</p> <ul style="list-style-type: none"> a. Identifies unit deployment team requirements by reviewing movement plan. b. Confirms personnel are available for designated deployment teams. c. Requests commander assign additional and/or replacement deployment team members, if required. d. Briefs deployment teams on their duties and responsibilities. e. Briefs commander on status of deployment teams. <p>*4. Supervise unit element's alert activities.</p> <ul style="list-style-type: none"> a. Monitor arrival of unit element personnel to ensure all personnel are accounted for. b. Supervise establishment of security of assigned area. c. Brief personnel on deployment. <p>*5. Section chiefs and/or team leaders supervise alert activities.</p> <ul style="list-style-type: none"> a. Inspect personnel as they arrive to ensure all have required clothing and personal gear. b. Inspect alert bags to ensure all personal gear is present and serviceable. c. Assign personnel to security posts. d. Brief unit element leaders on alert status. <p>6. Perform recall activities.</p> <ul style="list-style-type: none"> a. Relay alert notification. b. Report to duty unit headquarters in accordance with recall plan. c. Repair or replace personal gear, as required. d. Perform security functions. e. Provide dependents with information on deployment. 		

TASK PERFORMANCE / EVALUATION SUMMARY BLOCK							
ITERATION	1	2	3	4	5	M	TOTAL
TOTAL TASK STEPS EVALUATED							
TOTAL TASK STEPS "GO"							
TRAINING STATUS "GO"/"NO-GO"							

* indicates a leader task step.

SUPPORTING INDIVIDUAL TASKS

Task Number	Task Title	References
071-331-1004(SL1)	Perform Duty as a Guard	STP 21-1-SMCT
101-92Y-0006(SL2)	Inspect Equipment for Accountability, Cleanliness, and Serviceability	STP 21-24-SMCT
301-371-1050(SL1)	Implement Operations Security (OPSEC) Measures	STP 21-1-SMCT
805C-PAD-1245(SL4)	Support Unit and Family Readiness Through the Army Family Team Building (AFTB) Program	STP 21-24-SMCT
805C-PAD-2461(SL2)	Maintain Accountability of Personnel (Status Report)	STP 21-24-SMCT
805C-PAD-4357(SL4)	Manage Subordinate Soldier's Deployment Requirements	STP 21-24-SMCT
850-001-2000(SL2)	Employ Accident Prevention Measures and Risk Management Process	STP 21-24-SMCT
850-001-3001(SL3)	Control Mission Safety Hazard	STP 21-24-SMCT
850-001-4001(SL4)	Integrate Risk Management Into Platoon	STP 21-24-SMCT

SUPPORTING COLLECTIVE TASKS: None

OPFOR TASKS AND STANDARDS: None

ELEMENTS: General Support Company Military Intelligence Battalion
 Company Headquarters
 Three Collection and Jamming (C&J) Platoon Headquarters
 Electronic Warfare Platoon Headquarters
 Air Reconnaissance Platoon Headquarters

TASK: Perform Personnel and Administrative Predeployment Activities (63-2-8002.34-0001)
 (FM 100-17)

ITERATION: 1 2 3 4 5 M (Circle)

COMMANDER/LEADER ASSESSMENT: T P U (Circle)

CONDITIONS: The unit has activated the recall plan. Unit personnel are accounted for and are prepared for predeployment processing. The adjutant (S1) has provided a soldier readiness processing schedule to the commander. The unit has coordinated with the S1 for assistance. Transportation is available to move the unit. The deployment standing operating procedures (SOP), movement plan, family assistance plan, and higher headquarters deployment operation order (OPORD) is available. The unit is deploying as part of a higher headquarters deployment. Soldier readiness processing activities are performed day or night under all environmental conditions. Some iterations of this task should be performed in mission-oriented protective posture level 4 (MOPP4).

TASK STANDARDS: Predeployment personnel and administrative activities were accomplished in accordance with the movement plan, deployment OPORD, S1 soldier readiness processing schedule, and commander's guidance.

TASK STEPS AND PERFORMANCE MEASURES	GO	NO-GO
<p>*1. Direct personnel and administrative preparation for overseas movement (POM) activities.</p> <ul style="list-style-type: none"> a. Provide POM processing schedule to the unit movement officer (UMO) or noncommissioned officer (NCO). b. Direct the executive officer (XO) or first sergeant (1SG) to publish a company POM processing schedule based on the S1 POM processing schedule. c. Forward list of nondeployable personnel to the higher headquarters staff element. d. Direct personnel to complete POM processing activities. e. Direct personnel to secure privately owned vehicles and personal property. f. Direct XO to prepare briefing for dependents. g. Direct XO to update family assistance plan. h. Request higher headquarters staff personnel appoint class A pay agents during deployment. i. Coordinate with higher headquarters staff element to close out unit fund account. j. Brief battalion commander on status of POM activities. <p>2. Company headquarters processes POM records.</p> <ul style="list-style-type: none"> a. Delivers unit POM records to POM processing site. b. Verifies all deploying personnel have processed. 		

TASK STEPS AND PERFORMANCE MEASURES	GO	NO-GO
<ul style="list-style-type: none"> c. Returns POM records to company headquarters. d. Delivers POM records to battalion rear detachment prior to departure. 3. Company headquarters performs personnel replacement functions. <ul style="list-style-type: none"> a. Identifies nondeployable personnel by reviewing monthly unit status report, 1SG daily report, and POM processing results. b. Coordinates with higher headquarters staff element for replacement personnel. c. Recommends assignment of replacement personnel to commander. d. Assigns replacement personnel in accordance with commander's instructions. e. Updates the family assistance plan. 4. Company headquarters monitors company POM activities. <ul style="list-style-type: none"> a. Publishes company POM processing schedule based on movement plan, S1 POM processing schedule, and commander's guidance. b. Distributes company POM processing schedule to platoons and sections. c. Monitors POM processing to ensure activities are completed. d. Coordinates with higher headquarters staff element for additional POM processing. e. Briefs commander on POM processing status. *5. Supervise personnel and administrative POM activities. <ul style="list-style-type: none"> a. Designate personnel to assist contact teams in POM processing activities. b. Direct personnel to complete POM processing. c. Coordinate with the UMO/NCO, if necessary, for additional POM processing. d. Coordinate personnel replacement with company headquarters. e. Monitor securing of privately owned vehicles and personal property for compliance with movement plan and commander's instructions. f. Brief personnel on family assistance plan. g. Brief commander on results of POM processing. 6. Perform POM activities. <ul style="list-style-type: none"> a. Perform POM contact team functions. b. Complete POM processing activities. c. Secure privately owned vehicles and personal property in accordance with movement plan and commander's instructions. 		

TASK PERFORMANCE / EVALUATION SUMMARY BLOCK							
ITERATION	1	2	3	4	5	M	TOTAL
TOTAL TASK STEPS EVALUATED							
TOTAL TASK STEPS "GO"							
TRAINING STATUS "GO"/"NO-GO"							

* indicates a leader task step.

SUPPORTING INDIVIDUAL TASKS

Task Number	Task Title	References
805C-PAD-1245(SL4)	Support Unit and Family Readiness Through the Army Family Team Building (AFTB) Program	STP 21-24-SMCT
805C-PAD-4357(SL4)	Manage Subordinate Soldier's Deployment Requirements	STP 21-24-SMCT
850-001-2000(SL2)	Employ Accident Prevention Measures and Risk Management Process	STP 21-24-SMCT
850-001-3001(SL3)	Control Mission Safety Hazard	STP 21-24-SMCT
850-001-4001(SL4)	Integrate Risk Management Into Platoon	STP 21-24-SMCT

SUPPORTING COLLECTIVE TASKS: None

OPFOR TASKS AND STANDARDS: None

ELEMENTS: General Support Company Military Intelligence Battalion
 Company Headquarters
 Three Collection and Jamming (C&J) Platoon Headquarters
 Electronic Warfare Platoon Headquarters
 Air Reconnaissance Platoon Headquarters

TASK: Perform Predeployment Training Activities (63-2-8003.34-0001)
 (FM 100-17)

ITERATION: 1 2 3 4 5 M (Circle)

COMMANDER/LEADER ASSESSMENT: T P U (Circle)

CONDITIONS: The unit is preparing for deployment to an overseas site. Sufficient time exists for the unit to conduct predeployment training. The commander has designated a training officer and noncommissioned officer (NCO). The unit deployment standing operating procedures (SOP), movement plan, higher headquarters deployment operation order (OPORD), and training records are available. The unit is deploying as part of a higher headquarters deployment. Predeployment training is performed day or night under all environmental conditions. Some iterations of this task should be performed in mission-oriented protective posture level 4 (MOPP4).

TASK STANDARDS: Predeployment training was accomplished in accordance with the training schedule and commander's guidance.

TASK STEPS AND PERFORMANCE MEASURES	GO	NO-GO
<p>*1. Commander directs predeployment training activities.</p> <ul style="list-style-type: none"> a. Identifies training requirements through coordination with unit leaders and review of the movement plan and training records. b. Identifies special training requirements by reviewing deployment OPORD and coordinating with the higher headquarters staff personnel. c. Directs training officer to develop a unit training schedule to correct training deficiencies. d. Designates personnel to receive training in accordance with higher headquarters staff personnel's instructions. e. Briefs higher headquarters commander on status of predeployment training. <p>*2. Training officer or NCO supervises predeployment training activities.</p> <ul style="list-style-type: none"> a. Develop training schedule based on movement plan, deployment OPORD, specialized training requirements identified by higher headquarters, and commander's guidance. b. Coordinate training support with the higher headquarters staff personnel. c. Provide training schedule to battalion intelligence officer (S2) or battalion operations officer (S3) and unit leaders. d. Monitor training to ensure appropriate training is provided to personnel. e. Brief commander on status of predeployment training. <p>*3. Unit leaders perform predeployment training activities.</p> <ul style="list-style-type: none"> a. Coordinate with unit movement officer (UMO) for required training support. b. Conduct training in accordance with training schedule. c. Annotate training results on individual and team training records. 		

TASK PERFORMANCE / EVALUATION SUMMARY BLOCK							
ITERATION	1	2	3	4	5	M	TOTAL
TOTAL TASK STEPS EVALUATED							
TOTAL TASK STEPS "GO"							
TRAINING STATUS "GO"/"NO-GO"							

* indicates a leader task step.

SUPPORTING INDIVIDUAL TASKS

Task Number	Task Title	References
850-001-2000(SL2)	Employ Accident Prevention Measures and Risk Management Process	STP 21-24-SMCT
850-001-3001(SL3)	Control Mission Safety Hazard	STP 21-24-SMCT
850-001-4001(SL4)	Integrate Risk Management Into Platoon	STP 21-24-SMCT

SUPPORTING COLLECTIVE TASKS: None

OPFOR TASKS AND STANDARDS: None

ELEMENT: Company Headquarters

TASK: Perform Predeployment Supply Activities (63-2-8004.34-0001)
(FM 100-17)

ITERATION: 1 2 3 4 5 M (Circle)

COMMANDER/LEADER ASSESSMENT: T P U (Circle)

CONDITIONS: The unit is preparing for deployment to an overseas site. Basic loads of ammunition, rations, and equipment are identified to accompany troops, and repair parts are available. The unit movement plan, tactical standing operating procedures (TSOP), and higher headquarters deployment operation order (OPORD) are available. The unit is deploying as part of a higher headquarters deployment. Predeployment supply activities are performed day or night under all environmental conditions. Some iterations of this task should be performed in mission-oriented protective posture level 4 (MOPP4).

TASK STANDARDS: Predeployment supply activities are accomplished in accordance with the movement plan, TSOP, and commander's guidance.

TASK STEPS AND PERFORMANCE MEASURES	GO	NO-GO
<p>*1. Commander directs predeployment supply activities.</p> <ul style="list-style-type: none"> a. Identifies float and/or replacement equipment and additional supply requirements on the movement plan deployment supply list based on the deployment OPORD; mission, enemy, terrain, troops, time available, and civilian considerations (METT-TC); and coordination with higher headquarters staff personnel. b. Coordinates with higher headquarters staff element for issue of additional supplies. c. Coordinates with higher headquarters staff element for issue of float and/or replacement equipment. d. Directs unit leaders to provide supply and equipment requests to supply sergeant. e. Directs supply sergeant to request required supplies and equipment. f. Briefs higher headquarters commander and higher headquarters staff personnel on supply status. <p>2. Unit elements perform predeployment supply activities.</p> <ul style="list-style-type: none"> a. Identify shortages of supplies and equipment by conducting inventories and inspections. b. Inventory soldiers' personal belongings designated to remain in the unit area. c. Secure personal belongings remaining in the unit area. d. Submit requests for supplies and equipment to supply sergeant. e. Issue individual basic loads. <p>3. Unit headquarters provides supply support.</p> <ul style="list-style-type: none"> a. Submits requests to servicing supply support to speed up feasible arrival date on all mission-essential equipment requisitions already in the system. b. Coordinates with the battalion supply officer (S4) for additional Department of Defense (DOD) activity address codes to be requested, as needed, for the rear detachment and deploying detachments. 		

TASK STEPS AND PERFORMANCE MEASURES	GO	NO-GO
<ul style="list-style-type: none"> c. Submits changes of the "ship-to" address for the unit DOD activity address code to the servicing supply support activity, to ensure correct routing of requested supplies to the unit's deployment address. d. Submits requests for issue of personal clothing and equipment to S4 in accordance with AR 700-84. e. Submits request for basic loads and required supplies and equipment to S4. f. Submits request for eyeglasses, inserts, and hearing aids, if required, to the S4. g. Requests supplies to support movement operations (blocking, bracing, packing, crating, tie-down, dunnage, and pallet covers). h. Draws basic loads in accordance with S4 instructions. i. Coordinates with S4 to resolve outstanding requisitions. j. Coordinates with commander or S4 for transportation and materials handling equipment support to pick up, issue, and/or pack deployment supplies. k. Inspects float and/or replacement equipment for serviceability. l. Signs for float and/or replacement equipment. m. Issues supplies and equipment. n. Secures unissued supplies and equipment. o. Turns in equipment, supplies, and hazardous material to appropriate facility. p. Prepares hand receipt annex and/or transfer documentation for unit property being transferred. q. Prepares backup of all automated supply systems prior to deployment. r. Briefs commander on deployment supply status. 		

TASK PERFORMANCE / EVALUATION SUMMARY BLOCK							
ITERATION	1	2	3	4	5	M	TOTAL
TOTAL TASK STEPS EVALUATED							
TOTAL TASK STEPS "GO"							
TRAINING STATUS "GO"/"NO-GO"							

* indicates a leader task step.

SUPPORTING INDIVIDUAL TASKS

Task Number	Task Title	References
850-001-2000(SL2)	Employ Accident Prevention Measures and Risk Management Process	STP 21-24-SMCT
850-001-3001(SL3)	Control Mission Safety Hazard	STP 21-24-SMCT
850-001-4001(SL4)	Integrate Risk Management Into Platoon	STP 21-24-SMCT

SUPPORTING COLLECTIVE TASKS: None

OPFOR TASKS AND STANDARDS: None

ELEMENTS: Company Headquarters
 Three Collection and Jamming (C&J) Platoon Headquarters
 Electronic Warfare Platoon Headquarters
 Air Reconnaissance Platoon Headquarters
 General Supply Company Military Intelligence Battalion

TASK: Perform Predeployment Maintenance Activities (63-2-8005.34-0001)
 (FM 100-17)

ITERATION: 1 2 3 4 5 M (Circle)

COMMANDER/LEADER ASSESSMENT: T P U (Circle)

CONDITIONS: The unit is preparing for deployment to an overseas site. Sufficient time exists for the unit to conduct predeployment maintenance activities. The commander has designated a motor officer. Required tools, equipment, and personnel are available. Maintenance support teams are available in the unit maintenance area. The movement plan, maintenance standing operating procedures (SOP), and higher headquarters deployment operation order (OPORD) are available. The unit is deploying as part of a higher headquarters deployment. Predeployment maintenance is performed day or night under all environmental conditions.

Note: Reserve Component (RC)-specific tasks and performance measures are annotated [RC]. Some iterations of this task should be performed in mission-oriented protective posture level 4 (MOPP4).

TASK STANDARDS: Predeployment maintenance is accomplished in accordance with the maintenance SOP and commander's guidance.

TASK STEPS AND PERFORMANCE MEASURES	GO	NO-GO
<p>*1. Commander directs predeployment maintenance activities.</p> <ul style="list-style-type: none"> a. Monitors maintenance activities for compliance with the maintenance SOP and commander's guidance. b. Approves the use of controlled exchange when required repair parts are not available. c. Checks material condition status report for accuracy and completeness. d. Forwards material condition status report to the battalion supply officer (S4). e. Coordinates with S4 for maintenance support. f. Alerts supporting Army maintenance support activity supervisor of deployment and timeline to enable shifting priority of support to unit equipment. [RC] g. Prioritizes internal repair of vehicles and equipment. h. Enforces safety procedures. i. Enforces environmental stewardship procedures. <p>*2. Motor officer and/or motor sergeant supervise predeployment maintenance activities.</p> <ul style="list-style-type: none"> a. Coordinate with the equipment concentration site supervisor to recover unit vehicles from equipment concentration site. [RC]. b. Direct unit personnel to inspect and pick up vehicles from the equipment concentration site for return to the unit. [RC] 		

TASK STEPS AND PERFORMANCE MEASURES	GO	NO-GO
<ul style="list-style-type: none"> c. Identify unit operational readiness levels by reviewing vehicle and equipment status reports, preventive maintenance checks and services (PMCS), and predeployment maintenance checks. d. Prepare material condition status report in accordance with AR 220-1 and AR 700-138. e. Submit current material condition status report to commander. f. Submit request for maintenance support teams (MSTs) to commander. g. Submit request for controlled exchanges to commander for approval. h. Designate unit maintenance personnel to assist MSTs in accordance with maintenance SOP, S4, and commander's instructions. i. Direct calibration of tools. j. Verify prescribed load list (PLL) inventory by conducting spot checks. k. Submit request for PLL replenishment to S4. l. Verify completion of repairs by reviewing maintenance records. m. Coordinate with S4 to identify status of vehicles and equipment in support maintenance. n. Coordinate with S4 to evacuate nondeployable vehicles and equipment to support maintenance. o. Verify unit member's civilian and military driver's licenses and equipment for validation and reissue. p. Prepare a backup of all automated maintenance systems prior to deployment. q. Brief the commander on maintenance status of vehicles and equipment. r. Enforce safety procedures. s. Enforce environmental stewardship procedures. <p>3. Maintenance unit performs field maintenance activities.</p> <ul style="list-style-type: none"> a. Calibrates tools. b. Inspects equipment in accordance with appropriate operator and organizational maintenance technical manuals. c. Records all deficiencies on equipment inspection worksheets. d. Corrects unit-level maintenance deficiencies. e. Corrects direct support level maintenance deficiencies. f. Requests required repair parts. g. Repairs equipment in accordance with applicable technical manual(s). h. Requests approval for controlled exchange from higher headquarters for required repair parts that were not available. i. Performs controlled exchange in accordance with instructions from higher headquarters. j. Performs final inspection to ensure quality control of repairs. 		

TASK STEPS AND PERFORMANCE MEASURES	GO	NO-GO
<ul style="list-style-type: none"> k. Conducts inventory of PLL to confirm shortages in accordance with supported unit PLL listing. l. Submits request for PLL replenishment to servicing supply support activity. m. Performs technical inspections of float and/or replacement equipment in accordance with appropriate technical manuals and manufacturer's instructions. n. Releases equipment to appropriate elements. o. Employs safety procedures. p. Employs environmental stewardship procedures. <p>4. Unit headquarters conducts transactions with MSTs.</p> <ul style="list-style-type: none"> a. Identifies vehicles and equipment that require MST support. b. Prepares required documentation for submission to MST. c. Delivers vehicles and equipment to MST. d. Picks up equipment from MST upon notification of completed repairs. e. Notifies owning element to pick up vehicles and equipment. <p>*5. Supervise predeployment operator maintenance activities.</p> <ul style="list-style-type: none"> a. Monitor performance of PMCS and predeployment maintenance for compliance with maintenance SOP, appropriate technical manual, and commander's guidance. b. Inspect vehicles, weapons, and equipment to ensure compliance with maintenance SOP, appropriate technical manual, and commander's guidance. c. Provide input for material condition status report to maintenance control section. d. Enforce safety procedures. e. Enforce environmental stewardship procedures. <p>6. Perform predeployment operator maintenance.</p> <ul style="list-style-type: none"> a. Perform PMCS in accordance with appropriate technical manual(s). b. Notify supervisor of maintenance problems beyond operator's capabilities. c. Employ safety procedures. d. Employ environmental stewardship procedures. 		

TASK PERFORMANCE / EVALUATION SUMMARY BLOCK							
ITERATION	1	2	3	4	5	M	TOTAL
TOTAL TASK STEPS EVALUATED							
TOTAL TASK STEPS "GO"							
TRAINING STATUS "GO"/"NO-GO"							

* indicates a leader task step.

SUPPORTING INDIVIDUAL TASKS

Task Number	Task Title	References
091-CLT-3009(SL4)	Supervise Maintenance Operations	STP 21-24-SMCT
091-CLT-4029(SL2)	Supervise Preventive Maintenance Checks and Services (PMCS)	STP 21-24-SMCT
850-001-2000(SL2)	Employ Accident Prevention Measures and Risk Management Process	STP 21-24-SMCT
850-001-3001(SL3)	Control Mission Safety Hazard	STP 21-24-SMCT
850-001-4001(SL4)	Integrate Risk Management Into Platoon	STP 21-24-SMCT

SUPPORTING COLLECTIVE TASKS: None

OPFOR TASKS AND STANDARDS: None

ELEMENTS: Company Headquarters
 Three Collection and Jamming (C&J) Platoon Headquarters
 Electronic Warfare Platoon Headquarters
 Air Reconnaissance Platoon Headquarters
 General Support Company Military Intelligence Battalion

TASK: Prepare Vehicles and Equipment for Deployment (63-2-8006.34-0001)
 (FM 100-17)

ITERATION: 1 2 3 4 5 M (Circle)

COMMANDER/LEADER ASSESSMENT: T P U (Circle)

CONDITIONS: The unit receives a movement directive to deploy to an overseas site. A railhead is available on the installation. Packing and crating, weighing and loading, and rail-loading teams have been designated. The movement directive, movement plan, deployment standing operating procedures (SOP), and deployment operation order (OPORD) are available. The unit has officers or noncommissioned officers (NCOs) appointed as unit movement officer (UMO) and alternate UMO. The unit is deploying as part of a higher headquarters deployment. Equipment preparation is performed day or night under all environmental conditions. Some iterations of this task should be performed in mission-oriented protective posture level 4 (MOPP4).

TASK STANDARDS: Vehicles and equipment to be deployed are prepared for deployment and loaded for movement to the aerial/seaport of embarkation (A/SPOE) in accordance with the deployment SOP, movement plan, and commander's guidance.

TASK STEPS AND PERFORMANCE MEASURES	GO	NO-GO
<p>*1. Commander directs vehicle and equipment preparation activities.</p> <ul style="list-style-type: none"> a. Identifies vehicles, equipment, and supplies to be deployed based on movement directive; movement plan; deployment OPORD; higher headquarters commander's guidance; and mission, enemy, troops, terrain, time available, and civilian considerations (METT-TC). b. Identifies personnel, equipment, and vehicles scheduled to move to the A/SPOE by road or rail by reviewing movement plan and higher headquarters commander's guidance. c. Designates a unit marshaling area. d. Designates storage areas for equipment not to be deployed. e. Coordinates with the battalion supply officer (S4) for disposition of equipment not to be deployed or stored by the unit. f. Provides unit leaders with disposition instructions for equipment not being deployed. g. Coordinates with S4 for transportation support to the A/SPOE. h. Inspects area to ensure all excess vehicles, equipment, and supplies have been turned in or placed in a designated holding area. i. Notifies higher headquarters battalion intelligence officer (S2) or battalion operations officer (S3) when vehicles and containers are loaded and ready to move. 		

TASK STEPS AND PERFORMANCE MEASURES	GO	NO-GO
<p>*2. The UMO supervises vehicle and equipment preparation activities.</p> <ul style="list-style-type: none"> a. Updates automated unit equipment list (AUEL) to reflect vehicles, equipment, and supplies to be deployed based on physical inventory and commander's guidance. b. Updates AUEL to reflect actual weights based on results of weighing and any dimensions beyond those listed in current technical publications for equipment table of organization and equipment line item number or index number. c. Inputs updated AUEL into the installation transportation office or field movement control element transportation coordinator automated command and control information system. <hr/> <p>Note: When verified by the UMO, the updated AUEL becomes the deployment equipment list produced by the transportation coordinator automated command and control information system.</p> <hr/> <ul style="list-style-type: none"> d. Provides unit movement coordinator (UMC) and/or S4 with information on oversize and overweight vehicles, equipment, and cargo requiring special handling. e. Coordinates with UMC for deployment equipment list, blocking, bracing, packing, crating, and tie-down material requirements lists; vehicle and rail-loading plans and schedules; special hauling permit requests; military shipping labels; and convoy clearance requests produced by the transportation coordinator automated command and control information system. f. Coordinates with S4 for radio frequency tags for in-transit visibility of sensitive/classified cargo. g. Coordinates with S4 for packing materials, weighing scales, material handling equipment, containers, inserts, pallets, and other equipment preparation and loading materials. h. Coordinates with S4 for customs inspection per unit SOP. i. Provides unit leaders with deployment forms, shipping label, and documents. j. Coordinates container pickup with higher headquarters staff element. k. Provides special instructions to packing and crating teams. l. Provides container-packing schedule to unit leaders. m. Identifies transportation support requirements by reviewing movement plan and current vehicle status reports. n. Coordinates with S4 for movement of vehicles and equipment to rail-loading site. o. Provides rail-loading plan to rail-loading team chief. p. Provides rail-loading team proper tools to conduct rail loadout. q. Coordinates with UMC for port call message and verification of movement plan A/SPOE requirements and procedures. 		

TASK STEPS AND PERFORMANCE MEASURES	GO	NO-GO
<ul style="list-style-type: none"> r. Conducts risk assessment, considering factors such as time, duration, and cargo to ensure the mission is completed safely. s. Briefs commander on status of preparation of vehicles and equipment for deployment. <p>*3. Unit leaders supervise preparation of unit elements for deployment.</p> <ul style="list-style-type: none"> a. Verify adequate space has been allowed for personnel items and secondary loads by reviewing loading plans. b. Revise loading plans. c. Monitor packing and loading for compliance with deployment SOP, movement plan, and UMO's instructions. d. Inspect area to ensure all equipment to be deployed has been packed and/or loaded. e. Inspect area to ensure all excess vehicles, equipment, and supplies have been turned in or placed in a designated holding area. f. Inspect internal loads to ensure loads are secure and in compliance with loading plans. g. Notify UMO of any load plan revisions. <p>*4. UMO maintains an up-to-date AUEL.</p> <ul style="list-style-type: none"> a. Conducts physical inventory of vehicles and equipment to be deployed to verify accuracy of AUEL. b. Revises AUEL. c. Submits AUEL changes to UMC. <p>5. Packing and crating teams prepare equipment for deployment.</p> <ul style="list-style-type: none"> a. Pack containers in accordance with load plans, deployment equipment list, and UMO's instructions. b. Pack hazardous materials in accordance with deployment SOP, UMO's instructions, and applicable publications. c. Prepare container packing lists and shipping documents in accordance with UMO's instructions and applicable publications. d. Distribute container packing lists and shipping documents in accordance with UMO's instructions and applicable publications. e. Place military shipping labels and designated markings on containers in accordance with movement plan, deployment SOP, and UMO's instructions. f. Assist container pickup crew in loading operations. g. Employ safety procedures. h. Employ environmental stewardship protective procedures. 		

TASK STEPS AND PERFORMANCE MEASURES	GO	NO-GO
<p>6. Prepare vehicles, equipment, and personal gear for deployment.</p> <ul style="list-style-type: none"> a. Place equipment not being deployed in designated storage area in accordance with movement plan and commander's instructions. b. Turn in excess vehicles, equipment, and supplies to supply sergeant in accordance with deployment SOP and/or commander's instructions. c. Pack personal gear in accordance with movement plan. d. Mark and/or tag vehicles, equipment, and personal gear in accordance with deployment SOP, movement plan, and UMO's instructions. e. Place military shipping labels on vehicles and equipment in accordance with movement plan and UMO's instructions. f. Move equipment to be packed in containers to the container packing area. g. Load vehicles in accordance with deployment SOP, movement plan, load plans, and UMO's instructions. h. Move vehicles to designated area for marshaling or rail-loading site. i. Employ safety procedures. <p>7. Weighing and marking team weighs and marks vehicles for deployment.</p> <ul style="list-style-type: none"> a. Sets up weighing and marking area in designated area. b. Guides vehicles onto scales as they arrive. c. Identifies vehicle gross weight. d. Identifies vehicle axle weights (air movement only). e. Computes vehicle center of balance based on axle weights (air movement only). f. Marks center of balance on vehicles in accordance with DOD 4500.9-R, PT III (air movement only). g. Reports gross weights for each deploying vehicle to UMO. h. Tears down weighing and marking area. i. Returns vehicle weighing scales in accordance with UMO or owning facility officials' instructions. <p>*8. Rail-loading team officer/noncommissioned officer in charge (NCOIC) supervises rail-loading activities.</p> <ul style="list-style-type: none"> a. Conducts safety briefing for all unit personnel at the rail-loading site. b. Coordinates with UMO for rail-loading plans. c. Coordinates with installation UMC to identify special rail-loading requirements. d. Verifies the presence of all rail guards by conducting roll call. e. Verifies the presence of manifested vehicles and equipment by conducting physical inventory. f. Inspects vehicles and equipment for military shipping labels and proper markings. g. Provides a cargo manifest to conductor. 		

TASK STEPS AND PERFORMANCE MEASURES	GO	NO-GO
<ul style="list-style-type: none"> h. Notifies commander when rail loading is complete. i. Enforces safety procedures. j. Enforces environmental stewardship protection procedures. <p>9. Rail-loading team loads railcars.</p> <ul style="list-style-type: none"> a. Stages vehicles in accordance with rail-loading plan. b. Loads vehicles and equipment on railcars in accordance with rail-loading plan and UMO's instructions. c. Secures vehicles and equipment in accordance with rail-loading plan and UMO's instructions. d. Notifies rail-loading team chief when rail loading is complete. e. Employs safety procedures. f. Employs environmental stewardship procedures. 		

TASK PERFORMANCE / EVALUATION SUMMARY BLOCK							
ITERATION	1	2	3	4	5	M	TOTAL
TOTAL TASK STEPS EVALUATED							
TOTAL TASK STEPS "GO"							
TRAINING STATUS "GO"/"NO-GO"							

* indicates a leader task step.

SUPPORTING INDIVIDUAL TASKS

Task Number	Task Title	References
551-88N-0002(SL2)	Prepare for Unit Movement	STP 21-24-SMCT
551-88N-0003(SL4)	Plan Unit Move	STP 21-24-SMCT
551-88N-0004(SL3)	Coordinate Unit Movement	STP 21-24-SMCT
850-001-2000(SL2)	Employ Accident Prevention Measures and Risk Management Process	STP 21-24-SMCT
850-001-3001(SL3)	Control Mission Safety Hazard	STP 21-24-SMCT
850-001-4001(SL4)	Integrate Risk Management Into Platoon	STP 21-24-SMCT

SUPPORTING COLLECTIVE TASKS: None

OPFOR TASKS AND STANDARDS: None

ELEMENTS: General Support (GS) Company Military Intelligence (MI) Battalion
 Company Headquarters
 Three Collection and Jamming Platoon Headquarters
 Electronic Warfare Platoon Headquarters
 Air Reconnaissance Platoon Headquarters

TASK: Prepare Unit for Nontactical Move (63-2-8007.34-0001)
 (FM 55-30) (FM 4-01.30)

ITERATION: 1 2 3 4 5 M (Circle)

COMMANDER/LEADER ASSESSMENT: T P U (Circle)

CONDITIONS: The unit receives a movement directive to move to the aerial/seaport of embarkation (A/SPOE) for deployment to an overseas site. Routes, scheduled halts, and logistics and administrative support are available in accordance with the movement plan. Higher headquarters has an advance party at the A/SPOE and the advance party has conducted a route reconnaissance. The convoy, serial, and march commanders have been designated. Security for the move has been coordinated. The movement directive, movement plan, port call message, load plans, and strip maps are available. Vehicles are loaded and staged for movement in a designated area. The unit has an officer and noncommissioned officer (NCO) appointed as unit movement officer (UMO) and alternate UMO. The unit is deploying as part of a higher headquarters deployment. Preparation for movement is performed day or night under all environmental conditions. Some iterations of this task should be performed in mission-oriented protective posture level 4 (MOPP4).

TASK STANDARDS: Unit is ready to cross the start point no later than the time prescribed in the movement directive.

TASK STEPS AND PERFORMANCE MEASURES	GO	NO-GO
<p>*1. Unit movement officer supervises preparation for movement to A/SPOE.</p> <ul style="list-style-type: none"> a. Coordinates with higher headquarters staff personnel to verify movement plan information for accuracy. b. Computes travel time and distance from proposed start point to release point. c. Compares travel time and start time to verify company will arrive at A/SPOE in accordance with port call message. d. Inspects vehicles and equipment for proper markings, and military shipping labels in accordance with FM 4-01.011, DOD 4500.9-R, PT III, movement plan, and current instructions. e. Notifies higher headquarters staff element that unit is ready to move using Force XXI battle command brigade and below (FBCB2), radio, telephone, or messenger. f. Briefs commander on preparations for movement. <p>2. Unit prepares vehicles and equipment for movement to A/SPOE.</p> <ul style="list-style-type: none"> a. Performs before-operations preventive maintenance checks and services (PMCS) on all vehicles and equipment. b. Corrects maintenance discrepancies within the operator's capabilities in accordance with applicable technical manual. c. Reports all maintenance deficiencies beyond operator's capability to immediate supervisor. d. Corrects loading deficiencies in accordance with loading plan. 		

TASK STEPS AND PERFORMANCE MEASURES	GO	NO-GO
<ul style="list-style-type: none"> e. Recomputes vehicle center of balance (aerial port of embarkation [APOE] only). f. Re-marks center of balance on vehicle (APOE only). g. Marks vehicles for movement to A/SPOE in accordance with DOD 4500.9-R, PT III, FM 55-30, movement order, and UMO's instructions. h. Places military shipping labels on vehicles and equipment in accordance with movement plan and unit movement officer's instructions. i. Employs safety procedures. <p>*3. Convoy, serial, and march commanders and leaders organize convoy for movement to A/SPOE.</p> <ul style="list-style-type: none"> a. Assign vehicle positions with the heavier, slower vehicles placed first. b. Assign FBCB2-equipped vehicles as control vehicles. c. Assign recovery vehicle(s) positions, where they can move to disabled vehicles without disrupting convoy movement. d. Assign sufficient number of recovery vehicles and mechanics to trail party. e. Coordinate trail maintenance party with minimum quantities of petroleum, oil, lubricant supplies, and class IX authorized stockage level/prescribed load list parts to support the convoy. f. Provide vehicle position listing with location of all vehicles to the trail party leader. g. Open FBCB2 and radio network(s) as specified in the movement plan. <p>*4. Convoy, serial, and march commanders and leaders conduct premovement inspections.</p> <ul style="list-style-type: none"> a. Inspect personnel and their equipment for compliance with movement directive, movement plan, and commander's instructions. b. Inspect organizational equipment for accountability and serviceability. c. Inspect vehicles, trailers, and loads for serviceability, proper stowing, and security. d. Forward personnel and equipment status to unit headquarters, battalion intelligence officer (S2), and battalion operations officer (S3). <p>*5. Convoy commander conducts briefings for convoy personnel.</p> <ul style="list-style-type: none"> a. Provides strip maps to each vehicle driver. b. Briefs convoy chain of command. c. Briefs convoy route. d. Prescribes the rate of march and catch-up speeds. e. Briefs vehicle intervals. f. Identifies scheduled halts. g. Briefs safety, accident, and breakdown procedures. h. Identifies location of maintenance support. 		

TASK STEPS AND PERFORMANCE MEASURES	GO	NO-GO
i. Provides location and identification of destination. j. Briefs arm/hand signals, radio frequencies, and call signs. 6. Unit prepares to cross start point. a. Stages vehicles for convoy in accordance with convoy commander's instructions. b. Notifies march commander vehicles are ready to cross start point for convoy to A/SPOE using FCB2, movement tracking system, radio, or messenger.		

TASK PERFORMANCE / EVALUATION SUMMARY BLOCK							
ITERATION	1	2	3	4	5	M	TOTAL
TOTAL TASK STEPS EVALUATED							
TOTAL TASK STEPS "GO"							
TRAINING STATUS "GO"/"NO-GO"							

* indicates a leader task step.

SUPPORTING INDIVIDUAL TASKS

Task Number	Task Title	References
071-329-1030(SL1)	Navigate From One Point on the Ground to Another Point While Mounted	STP 21-1-SMCT
091-CLT-3009(SL4)	Supervise Maintenance Operations	STP 21-24-SMCT
091-CLT-4029(SL2)	Supervise Preventive Maintenance Checks and Services (PMCS)	STP 21-24-SMCT
101-92Y-0006(SL2)	Inspect Equipment for Accountability, Cleanliness, and Serviceability	STP 21-24-SMCT
191-379-4407(SL2)	Plan Convoy Security Operations	STP 21-24-SMCT
191-379-4412(SL2)	Plan Straggler Control Operations	STP 21-24-SMCT
551-721-4326(SL4)	Perform Duties as Convoy Commander	STP 21-24-SMCT
551-88M-0001(SL3)	Lead a Convoy Serial/March Unit	STP 21-24-SMCT
551-88M-0005(SL1)	Operate a Vehicle in a Convoy	STP 21-1-SMCT
551-88N-0002(SL2)	Prepare for Unit Movement	STP 21-24-SMCT
551-88N-0003(SL4)	Plan Unit Move	STP 21-24-SMCT
551-88N-0004(SL3)	Coordinate Unit Movement	STP 21-24-SMCT
850-001-2000(SL2)	Employ Accident Prevention Measures and Risk Management Process	STP 21-24-SMCT
850-001-3001(SL3)	Control Mission Safety Hazard	STP 21-24-SMCT
850-001-4001(SL4)	Integrate Risk Management Into Platoon	STP 21-24-SMCT

SUPPORTING COLLECTIVE TASKS: None

OPFOR TASKS AND STANDARDS

TASK: Conduct Air Attacks (34-OPFOR-1006)

CONDITION: Opposing force (OPFOR) elements in the rear area have forwarded the coordinates of enemy facilities/elements. OPFOR aircraft have been dispatched to attack enemy installations or convoys.

STANDARD: Locate support sites, command and control facilities, and/or convoys. Conduct attack runs on designated targets. Enemy equipment, supplies, and vehicles are destroyed and enemy personnel are killed.

ELEMENTS: General Support (GS) Company Military Intelligence (MI) Battalion
 Company Headquarters
 Three Collection and Jamming (C&J) Platoon Headquarters
 Electronic Warfare Platoon Headquarters
 Air Reconnaissance Platoon Headquarters

TASK: Conduct Nontactical Road March (63-2-8008.34-0001)
 (FM 4-01.30) (FM 55-30)

ITERATION: 1 2 3 4 5 M (Circle)

COMMANDER/LEADER ASSESSMENT: T P U (Circle)

CONDITIONS: Time specified to cross start point (SP) for convoy to aerial/seaport of embarkation (A/SPOE) has arrived. All equipment to be moved by convoy is loaded and vehicles are positioned for departure. The route of march is identified and has been traveled by a reconnaissance party. The convoy, serial, and march commanders have been designated. All weight, height, and width restrictions along the route of march have been verified. Coordination for rest stops, convoy support facilities, and personnel and maintenance support has been accomplished. A security element has been assigned. Release point is within the A/SPOE marshaling area. Convoy operations may be performed during daylight or darkness. Force XXI battle command brigade and below (FBCB2) system, radio, and visual signals are used for march column control. The movement plan and deployment operation order (OPORD) are available. Map and overlays with checkpoints, SP, release point, and critical points are available. Column may conduct halts during movement. This task should not be trained in mission-oriented protected posture level 4 (MOPP4).

TASK STANDARDS: SP, checkpoints, and release point are crossed at times specified in the movement plan or at times adjusted on the road movement table by the convoy commander.

TASK STEPS AND PERFORMANCE MEASURES	GO	NO-GO
<p>*1. Convoy commander initiates convoy.</p> <ul style="list-style-type: none"> a. Directs lead vehicle to cross SP at specified time. b. Verifies vehicles have crossed the SP. c. Forwards crossing report to the battalion intelligence officer (S2) or battalion operations officer (S3) when unit elements have crossed the start point. <p>*2. Convoy commander reports convoy information to higher headquarters staff using FBCB2 or radio.</p> <ul style="list-style-type: none"> a. Forwards checkpoint(s) clearance report as they are crossed. b. Employs current signal operating instructions (SOI)/signal supplemental instructions (SSI) in all transmissions. <p>*3. Convoy commander enforces march discipline using FBCB2 or radio.</p> <ul style="list-style-type: none"> a. Places directional guides at all critical intersections along route. b. Assumes position(s) along march route that provides command presence at critical turns or other points of decision. c. Enforces all movement policies defined in the movement plan, with emphasis on formation, distances, speeds, passing procedures, and halts. d. Adjusts formation distances and speed consistent with roads and speed limits. e. Enforces security measures to protect equipment and cargo during halts. f. Communicates to unit leaders and operators, by radio or proper visual signals, any violations of march discipline or changes to current orders. 		

TASK STEPS AND PERFORMANCE MEASURES	GO	NO-GO
<p>4. Employ march discipline.</p> <ul style="list-style-type: none"> a. Maintain designated march speed specified in movement plan or as prescribed by the convoy commander. b. Maintain proper vehicle interval as specified in movement plan or as adjusted by the convoy, serial, or march commander. c. Obey vehicle driving regulations and safe driving procedures based on conditions. d. Cross all checkpoints as scheduled. e. React correctly to convoy, serial, or march commander's arm or hand signals. <p>5. Conduct scheduled halt(s).</p> <ul style="list-style-type: none"> a. Stop column at prescribed time and location. b. Report scheduled halt to higher headquarters staff element using FBCB2 or radio. c. Perform during-operation preventive maintenance checks and services (PMCS) on vehicles. d. Inspect vehicle loads for safety and security. e. Begin departure at specified time in the movement plan or convoy commander's instructions. f. Report resumption of march to higher headquarters staff element using FBCB2 or radio. <p>6. Conduct unscheduled halt(s).</p> <ul style="list-style-type: none"> a. Alert march column with prescribed arm or hand signal. b. Report halt and circumstances to higher headquarters staff element. c. Resume march as soon as reason for halt is rectified. d. Report resumption of march to higher headquarters staff element using FBCB2 or radio. <p>7. Trail party recovers disabled vehicle.</p> <ul style="list-style-type: none"> a. Inspects disabled vehicle for repairability. b. Repairs disabled vehicle, when possible. c. Reports vehicle status to convoy commander using FBCB2 or radio. d. Tows disabled vehicle to applicable maintenance facility or destination based on convoy commander's instructions. <p>*8. Convoy commander monitors unit crossing release point.</p> <ul style="list-style-type: none"> a. Verifies lead vehicle has crossed release point at specified time. b. Verifies the vehicles have crossed release point. c. Forwards situation report to higher headquarters staff element using FBCB2 or radio. 		

TASK PERFORMANCE / EVALUATION SUMMARY BLOCK							
ITERATION	1	2	3	4	5		TOTAL
TOTAL TASK STEPS EVALUATED							
TOTAL TASK STEPS "GO"							
TRAINING STATUS "GO"/"NO-GO"							

* indicates a leader task step.

SUPPORTING INDIVIDUAL TASKS

Task Number	Task Title	References
071-329-1030(SL1)	Navigate From One Point on the Ground to Another Point While Mounted	STP 21-1-SMCT
091-CLT-3009(SL4)	Supervise Maintenance Operations	STP 21-24-SMCT
091-CLT-4029(SL2)	Supervise Preventive Maintenance Checks and Services (PMCS)	STP 21-24-SMCT
113-637-2001(SL1)	Communicate Via a Tactical Radio	STP 21-1-SMCT
191-376-4110(SL2)	Provide In-Transit Security	STP 21-24-SMCT
191-379-4407(SL2)	Plan Convoy Security Operations	STP 21-24-SMCT
191-379-4412(SL2)	Plan Straggler Control Operations	STP 21-24-SMCT
551-721-4326(SL4)	Perform Duties as Convoy Commander	STP 21-24-SMCT
551-88M-0001(SL3)	Lead a Convoy Serial/March Unit	STP 21-24-SMCT
551-88M-0005(SL1)	Operate a Vehicle in a Convoy	STP 21-1-SMCT
850-001-2000(SL2)	Employ Accident Prevention Measures and Risk Management Process	STP 21-24-SMCT
850-001-3001(SL3)	Control Mission Safety Hazard	STP 21-24-SMCT
850-001-4001(SL4)	Integrate Risk Management Into Platoon	STP 21-24-SMCT

SUPPORTING COLLECTIVE TASKS: None

OPFOR TASKS AND STANDARDS

TASK: Conduct Air Attacks (34-OPFOR-1006)

CONDITION: Opposing force (OPFOR) elements in the rear area have forwarded the coordinates of enemy facilities or elements. OPFOR aircraft have been dispatched to attack enemy installations or convoys.

STANDARD: Locate support sites, command and control facilities, and/or convoys. Conduct attack runs on designated targets. Enemy equipment, supplies, and vehicles are destroyed and enemy personnel are killed.

TASK: Conduct Aerial Reconnaissance (34-OPFOR-1007)

CONDITION: OPFOR HQ requires intelligence on the location and identification of enemy elements. Aircraft is dispatched to take photographs and conduct a visual inspection of enemy area.

STANDARD: Locate and photograph enemy positions in assigned sectors, including support and storage bases and command and control facilities. Visual checks are conducted when possible. The enemy is not engaged. Priority intelligence requests and other information requirements (IRs) are reported to OPFOR HQ.

ELEMENTS: Company Headquarters
 General Support (GS) Company Military Intelligence (MI) Battalion

TASK: Perform Seaport of Embarkation Activities for Deployment (63-2-8009.34-0001)
 (FM 100-17) (FM 55-50)

ITERATION: 1 2 3 4 5 M (Circle)

COMMANDER/LEADER ASSESSMENT: T P U (Circle)

CONDITIONS: The unit's wheeled-vehicle convoy crosses the release point and is in the seaport of embarkation (SPOE) marshaling area. The commander has designated a unit liaison team, unit SPOE team and officer in charge (OIC). Higher headquarters, supporting installation, and port commander representatives have been notified of the unit's arrival. Port support activity (PSA) officials have requested unit vehicle operators' assistance in offloading unit vehicles deployed to the SPOE by rail. The railhead is located in the SPOE area of operations and the unit's equipment has arrived. Transportation, maintenance, and logistics support is available. The movement plan, deployment standing operating procedures (SOP), marshaling area plan, and deployment operation (OPORD) order are available. The unit has a unit movement officer (UMO) and alternate. The unit is deploying as part of a higher headquarters deployment. SPOE activities are performed day or night under all environmental conditions.

Note: The SPOE team is a group of personnel designated by the unit commander to accompany unit equipment to the port and prepare it to be turned in to the PSA. The SPOE team OIC is often the UMO. Some iterations of this task should be performed in mission-oriented protective posture level 4 (MOPP4).

TASK STANDARDS: SPOE activities are performed in accordance with movement plan and higher headquarters staff and PSA officials' instructions.

TASK STEPS AND PERFORMANCE MEASURES	GO	NO-GO
<p>*1. Commander or SPOE team OIC directs activities.</p> <ul style="list-style-type: none"> a. Directs team to perform after-operation preventive maintenance checks and services (PMCS) of vehicles upon arrival in the SPOE marshaling area. b. Identifies transportation requirements for return to unit area. c. Coordinates with supporting installation officials for transportation, maintenance, and logistics support. d. Coordinates with PSA officials to verify SPOE movement schedules, procedures, and requirements. e. Briefs team leaders on SPOE movement schedules, procedures, and requirements. f. Briefs UMO on point of contact (POC) for maintenance support. g. Directs team to offload and inspect equipment arriving by rail. h. Coordinates with PSA to identify number of supercargoes authorized and POC for supercargoes. i. Inspects supercargoes to ensure they are prepared for sea movement, to include proper orders and equipment. j. Briefs supercargoes on boarding schedule, responsibilities, and POC during sea movement. 		

TASK STEPS AND PERFORMANCE MEASURES	GO	NO-GO
<ul style="list-style-type: none"> k. Conducts acceptance inspection of vehicles, equipment, and cargo. l. Directs team to correct deficiencies noted during PSA acceptance inspection. m. Transfers custody of vehicles, equipment, and cargo to SPOE officials. n. Briefs the higher headquarters commander on status of SPOE activities. <p>2. Supercargoes perform SPOE activities.</p> <ul style="list-style-type: none"> a. Report to port commander's representative. b. Perform SPOE activities in accordance with port commander's instructions. c. Coordinate with vessel POC for instructions on responsibilities and accommodations. d. Load baggage. e. Board ship. f. Employ safety procedures. <p>*3. UMO coordinates SPOE activities.</p> <ul style="list-style-type: none"> a. Coordinates with PSA officials to verify loading sequence of vehicles and equipment (ship stow plan). b. Monitors PSA acceptance inspection of vehicles and cargo to determine deficiencies. c. Coordinates with maintenance support POC for disposition of excess fuel, petroleum, oil, lubricant products, and maintenance support. d. Inspects military shipping labels and markings on vehicles and equipment for compliance with deployment SOP and PSA officials' instructions. e. Coordinates with PSA officials to correct deficiencies in military shipping labels and markings on vehicles and equipment. f. Briefs commander and/or SPOE team OIC on status of SPOE activities. <p>*4. UMO coordinates rail offloading.</p> <ul style="list-style-type: none"> a. Coordinates with PSA officials and intermediate command UMO for rail offloading schedule and requirements. b. Designates personnel to assist in rail offloading activities. c. Briefs personnel designated to perform rail offloading activities on schedule and requirements. d. Supervises rail offloading activities. e. Assumes custody of equipment deployed by rail by signing appropriate shipping documents. f. Notifies SPOE team leaders equipment deployed by rail has arrived in the marshaling area. g. Briefs commander/SPOE team OIC on status of rail offloading activities. <p>5. SPOE team performs rail offloading operations.</p> <ul style="list-style-type: none"> a. Reports to the railhead. 		

TASK STEPS AND PERFORMANCE MEASURES	GO	NO-GO
<ul style="list-style-type: none"> b. Offloads equipment from railcars. c. Moves equipment to SPOE. d. Employs safety procedures. e. Employs environmental stewardship procedures. <p>6. SPOE team performs SPOE marshaling area maintenance.</p> <ul style="list-style-type: none"> a. Performs after-operation PMCS. b. Notifies supervisor of maintenance problems beyond operator's capability. c. Checks vehicles, cargo, and personal gear for completeness, damage, proper markings, and compliance with loading plans. d. Conducts final preparation of vehicles and equipment. e. Adjusts vehicle fuel levels in accordance with PSA officials' instructions. f. Turns in excess fuel and petroleum, oil, and lubricant products. g. Verifies placement of placards, labels, and certification documents on hazardous material. h. Corrects deficiencies on vehicles, cargo, and personal gear. i. Moves to SPOE staging area. j. Employs safety procedures. k. Employs environmental stewardship procedures. <p>*7. SPOE team leaders supervise final preparation of vehicles, equipment, cargo, and personal gear for deployment.</p> <ul style="list-style-type: none"> a. Inspect military shipping labels and markings on vehicles, cargo, and equipment for compliance with port call message. b. Inspect vehicles and cargo to ensure deficiencies noted during acceptance inspection have been corrected. c. Coordinate for maintenance assistance. d. Enforce safety procedures. e. Enforce environmental stewardship procedures. <p>8. SPOE team performs final preparation of vehicles, equipment, cargo, and personal gear for deployment.</p> <ul style="list-style-type: none"> a. Moves vehicles and equipment to SPOE staging area. b. Stages vehicles for loading. c. Corrects deficiencies in military shipping labels and markings on vehicles and equipment. d. Drives vehicles to call forward area. e. Employs safety procedures. f. Employs environmental stewardship procedures. <p>*9. UMO updates transportation documentation.</p>		

TASK STEPS AND PERFORMANCE MEASURES	GO	NO-GO
<ul style="list-style-type: none"> a. Verifies deployment equipment list by conducting physical inspection of equipment. b. Updates deployment equipment list. c. Verifies the presence of supercargoes by conducting roll call. d. Updates supercargo manifest. <p>10. SPOE team returns to unit area.</p> <ul style="list-style-type: none"> a. Assembles personnel for return to unit area. b. Reports to transportation loading area. c. Loads baggage on vehicles. d. Boards transportation to return to unit. 		

TASK PERFORMANCE / EVALUATION SUMMARY BLOCK							
ITERATION	1	2	3	4	5	M	TOTAL
TOTAL TASK STEPS EVALUATED							
TOTAL TASK STEPS "GO"							
TRAINING STATUS "GO"/"NO-GO"							

* indicates a leader task step.

SUPPORTING INDIVIDUAL TASKS

Task Number	Task Title	References
101-92Y-0006(SL2)	Inspect Equipment for Accountability, Cleanliness, and Serviceability	STP 21-24-SMCT
551-88N-0002(SL2)	Prepare for Unit Movement	STP 21-24-SMCT
551-88N-0004(SL3)	Coordinate Unit Movement	STP 21-24-SMCT
850-001-2000(SL2)	Employ Accident Prevention Measures and Risk Management Process	STP 21-24-SMCT
850-001-3001(SL3)	Control Mission Safety Hazard	STP 21-24-SMCT
850-001-4001(SL4)	Integrate Risk Management Into Platoon	STP 21-24-SMCT

SUPPORTING COLLECTIVE TASKS: None

OPFOR TASKS AND STANDARDS

TASK: Conduct Air Attacks (34-OPFOR-1006)

CONDITION: Opposing force (OPFOR) elements in the rear area have forwarded the coordinates of enemy facilities and elements. OPFOR aircraft have been dispatched to attack enemy installations or convoys.

STANDARD: Locate support sites, command and control facilities, and/or convoys. Conduct attack runs on designated targets. Enemy equipment, supplies, and vehicles are destroyed and enemy personnel are killed.

TASK: Conduct Aerial Reconnaissance (34-OPFOR-1007)

CONDITION: OPFOR HQ requires intelligence on the location and identification of enemy elements. Aircraft is dispatched to take photographs and conduct a visual inspection of enemy area.

STANDARD: Locate and photograph enemy positions in assigned sectors, including support and storage bases and command and control facilities. Visual checks are conducted when possible. The enemy is not engaged. Priority intelligence requests and other information requirements are reported to OPFOR HQ.

ELEMENTS: Company Headquarters
 General Support (GS) Company Military Intelligence (MI) Battalion

TASK: Perform Aerial Port of Embarkation Activities for Deployment (63-2-8010.34-0001)
 (FM 100-17) (FM 4-01.30) (DOD 4500.9-R, PT III)
 (FM 4-01.011)

ITERATION: 1 2 3 4 5 M (Circle)

COMMANDER/LEADER ASSESSMENT: T P U (Circle)

CONDITIONS: The unit arrives at the aerial port of embarkation (APOE) marshaling area for aerial deployment. Equipment and vehicles not deploying by air have been moved to the seaport of embarkation (SPOE). Equipment to accompany troops by air is present. The installation transportation office or theater army movement control activity/movement control team has a unit movement coordinator and advance party at the APOE to assist in deployment activities. Transportation support is available. The deployment standing operating procedures (SOP), movement plan, port call message, and higher headquarters deployment operation order (OPORD) are available. The unit has a unit movement officer (UMO) and alternate. The unit is deploying as part of a higher headquarters deployment. APOE activities are performed day or night under all environmental conditions. Some iterations of this task should be performed in mission-oriented protective posture level 4 (MOPP4).

TASK STANDARDS: APOE activities are performed in accordance with deployment SOP, movement plan, departure airfield control group (DACG) officials and commander's instructions.

TASK STEPS AND PERFORMANCE MEASURES	GO	NO-GO
<p>*1. Commander directs APOE activities.</p> <ul style="list-style-type: none"> a. Notifies the unit movement coordinator and the DACG officials that the unit has arrived at the APOE. b. Verifies APOE movement schedules, procedures, and requirements. c. Provides manifest of personnel and equipment to accompany troops and shipper's declaration of dangerous goods to higher headquarters for review by DACG or port movement control team. d. Briefs unit on APOE duties and responsibilities. e. Directs unit to conduct final preparation of deploying vehicles and equipment. f. Conducts acceptance inspection of vehicles and equipment with DACG officials at the alert holding area. g. Directs unit to correct deficiencies noted during acceptance inspection. h. Transfers custody of equipment and cargo to DACG officials. i. Briefs the higher headquarters commander on status of APOE activities. <p>*2. UMO supervises APOE activities.</p> <ul style="list-style-type: none"> a. Coordinates with DACG and/or supporting installation officials for transportation, maintenance, logistics, and other support. b. Coordinates with DACG officials to verify APOE movement schedules, procedures, and requirements. c. Coordinates with battalion supply officer (S4) representative to ensure adequate shoring, dunnage, and floor protection are on hand and readily available for loading. 		

TASK STEPS AND PERFORMANCE MEASURES	GO	NO-GO
<ul style="list-style-type: none"> d. Verifies unit vehicles, equipment, cargo, and secondary loads are properly marked and prepared for airlift. e. Coordinates with DACG to verify loading sequence of vehicles and equipment. f. Verifies that deficiencies noted during DACG acceptance inspection have been corrected. g. Verifies the presence of all manifested personnel by conducting roll call. h. Provides verified personnel and cargo manifest to DACG at the alert holding area. i. Provides load teams to load and tie down unit equipment. <p>*3. Supervise final preparation of vehicles, equipment, cargo, and personal gear for deployment.</p> <ul style="list-style-type: none"> a. Inspect vehicles, equipment, cargo, and personal gear for completeness, damage, and compliance with loading plans. b. Inspect vehicles, equipment, cargo, and personal gear for proper marking and documentation. c. Inspect vehicles and cargo to ensure deficiencies noted during acceptance inspection have been corrected. d. Coordinate with the UMO for maintenance assistance. e. Enforce safety procedures. f. Enforce environmental stewardship procedures. <p>4. Perform APOE marshaling activities.</p> <ul style="list-style-type: none"> a. Perform after-operations preventive maintenance checks and services (PMCS). b. Notify supervisor of maintenance problems beyond operator's capability to repair. c. Conduct final preparation of vehicles and equipment. d. Adjust vehicle fuel levels in accordance with TM 38-250. e. Turn in excess fuel. f. Correct deficiencies on vehicles, cargo, and personal gear. g. Correct deficiencies on placement of placards, labels, and certification documents on hazardous material. h. Move to APOE alert holding area. i. Employ safety procedures. <p>5. Perform APOE alert holding area activities.</p> <ul style="list-style-type: none"> a. Correct deficiencies in shipping documents, markings, custom labels, and decontamination tags on vehicles and equipment. b. Drive vehicles to call forward area. 		

TASK STEPS AND PERFORMANCE MEASURES	GO	NO-GO
6. Perform APOE passenger activities. <ul style="list-style-type: none"> a. Report to designated location for DACG safety and antiterrorism briefing. b. Provide baggage detail to load unit baggage on aircraft. c. Complete security screen. d. Board aircraft. 		

TASK PERFORMANCE / EVALUATION SUMMARY BLOCK							
ITERATION	1	2	3	4	5	M	TOTAL
TOTAL TASK STEPS EVALUATED							
TOTAL TASK STEPS "GO"							
TRAINING STATUS "GO"/"NO-GO"							

* indicates a leader task step.

SUPPORTING INDIVIDUAL TASKS

Task Number	Task Title	References
101-92Y-0006(SL2)	Inspect Equipment for Accountability, Cleanliness, and Serviceability	STP 21-24-SMCT
551-88N-0002(SL2)	Prepare for Unit Movement	STP 21-24-SMCT
551-88N-0003(SL4)	Plan Unit Move	STP 21-24-SMCT
551-88N-0004(SL3)	Coordinate Unit Movement	STP 21-24-SMCT
850-001-2000(SL2)	Employ Accident Prevention Measures and Risk Management Process	STP 21-24-SMCT
850-001-3001(SL3)	Control Mission Safety Hazard	STP 21-24-SMCT
850-001-4001(SL4)	Integrate Risk Management Into Platoon	STP 21-24-SMCT

SUPPORTING COLLECTIVE TASKS: None

OPFOR TASKS AND STANDARDS

TASK: Conduct Air Attacks (34-OPFOR-1006)

CONDITION: Opposing force (OPFOR) elements in the rear area have forwarded the coordinates of enemy facilities and elements. OPFOR aircraft have been dispatched to attack enemy installations or convoys.

STANDARD: Locate support sites, command and control facilities, and/or convoys. Conduct attack runs on designated targets. Enemy equipment, supplies, and vehicles are destroyed and enemy personnel are killed.

TASK: Conduct Aerial Reconnaissance (34-OPFOR-1007)

CONDITION: OPFOR HQ requires intelligence on the location and identification of enemy elements. Aircraft is dispatched to take photographs and conduct a visual inspection of enemy area.

STANDARD: Locate and photograph enemy positions in assigned sectors, including support and storage bases and command and control facilities. Visual checks are conducted when possible. The enemy is not engaged. Priority intelligence requests and other information requirements (IRs) are reported to OPFOR HQ.

ELEMENTS: Company Headquarters
 General Support (GS) Company Military Intelligence (MI) Battalion

TASK: Perform Aerial Port of Debarkation Activities for Deployment (63-2-8011.34-0001)
 (FM 100-17) (FM 4-01.30) (DOD 4500.9-R, PT III)
 (FM 4-01.011)

ITERATION: 1 2 3 4 5 M (Circle)

COMMANDER/LEADER ASSESSMENT: T P U (Circle)

CONDITIONS: Aircraft carrying main body lands at the aerial port of debarkation (APOD). The unit has advance party personnel at the APOD to assist the unit. Representatives from the unit advance party and arrival airfield control group (AACG) meet the aircraft. Unit personnel assist in offloading vehicles. The AACG has designated a holding area and a marshaling area for the unit to complete APOD activities. Transportation is available to move the unit to the marshaling area and theater-staging base. The commander has designated an equipment reception team to travel to the seaport of debarkation (SPOD) to receive unit vehicles and equipment deployed by ship. The deployment SOP are available. APOD activities are performed day or night under all environmental conditions.

Note: The equipment reception team is an ad hoc group of personnel designated by the unit commander to receive the unit's equipment upon arrival at the port. Some iterations of this task should be performed in mission-oriented protective posture level 4 (MOPP4).

TASK STANDARDS: APOD activities are performed in accordance with deployment SOP, arrival airfield control group officials and commander's instructions.

TASK STEPS AND PERFORMANCE MEASURES	GO	NO-GO
<p>*1. Commander coordinates arrival of personnel.</p> <ul style="list-style-type: none"> a. Coordinates with unit advance party and movement control team upon arrival for location of holding area, marshaling area, maintenance support, movement, security, and other special APOD requirements. b. Assembles unit in holding area. c. Directs unit leaders to establish security. d. Coordinates with higher headquarters or movement control team for transportation support to marshaling area. e. Coordinates with battalion intelligence officer (S2) and battalion operations officer (S3) for tactical intelligence. f. Briefs unit leaders on tactical situation, security requirements, movement schedule, and any special requirements. g. Directs unit leaders to prepare unit for movement. <p>*2. Unit movement officer (UMO) supervises unit movement activities at APOD.</p> <ul style="list-style-type: none"> a. Coordinates with AACG for offloading and movement schedules. b. Briefs unit leaders on offloading and movement schedules. c. Provides AACG, supporting installation officials, S2, and S3 a copy of deployment equipment list. d. Coordinates with S2 and S3 for convoy routes, maps, and timetable for road movements. 		

TASK STEPS AND PERFORMANCE MEASURES	GO	NO-GO
<ul style="list-style-type: none"> e. Coordinates with battalion supply officer (S4) representatives for fuel and supplies for road movements. f. Briefs commander on APOD activities. <p>*3. Unit leaders supervise unit activities at APOD.</p> <ul style="list-style-type: none"> a. Inspect personnel and weapons for accountability as they exit aircraft. b. Brief personnel on location of holding area, marshaling area, movement requirements, and special APOD requirements. c. Establish security in accordance with commander's instructions. d. Designate personnel to assist in offloading aircraft. e. Inspect personnel and personal gear at the holding area and marshaling area to ensure all personnel have arrived with required personal gear and baggage. f. Brief commander on unit activities at APOD. g. Enforce safety procedures. h. Enforce environmental stewardship procedures. <p>4. Unit headquarters prepares soldiers for movement.</p> <ul style="list-style-type: none"> a. Issues individual supplies, such as ammunition, food, water, health, and comfort items, as needed. b. Coordinates with the arrival airfield control group for life support for unit personnel in the transit holding area. c. Maintains daily personnel accountability. <p>5. Main body performs unit activities at the APOD.</p> <ul style="list-style-type: none"> a. Disembarks aircraft in accordance with loadmaster's instructions. b. Assembles in APOD holding area. c. Performs offloading activities. d. Performs security functions. e. Moves to APOD marshaling area. f. Performs security functions. g. Ensures all equipment and vehicles are offloaded and serviceable. h. Notifies unit leaders of vehicle and/or equipment deficiencies that cannot be corrected. i. Reconfigures vehicles and cargo for road movement. j. Loads baggage on transportation for movement to holding area or main body area. k. Fuels vehicles for convoy. l. Boards transportation for movement to SPOD holding area or main body area. m. Employs safety procedures. n. Employs environmental stewardship procedures. 		

TASK PERFORMANCE / EVALUATION SUMMARY BLOCK							
ITERATION	1	2	3	4	5	M	TOTAL

TOTAL TASK STEPS EVALUATED							
TOTAL TASK STEPS "GO"							
TRAINING STATUS "GO"/"NO-GO"							

* indicates a leader task step.

SUPPORTING INDIVIDUAL TASKS

Task Number	Task Title	References
101-92Y-0006(SL2)	Inspect Equipment for Accountability, Cleanliness, and Serviceability	STP 21-24-SMCT
551-88N-0002(SL2)	Prepare for Unit Movement	STP 21-24-SMCT
551-88N-0004(SL3)	Coordinate Unit Movement	STP 21-24-SMCT
850-001-2000(SL2)	Employ Accident Prevention Measures and Risk Management Process	STP 21-24-SMCT
850-001-3001(SL3)	Control Mission Safety Hazard	STP 21-24-SMCT
850-001-4001(SL4)	Integrate Risk Management Into Platoon	STP 21-24-SMCT

SUPPORTING COLLECTIVE TASKS: None

OPFOR TASKS AND STANDARDS

TASK: Conduct Air Attacks (34-OPFOR-1006)

CONDITION: Opposing force (OPFOR) elements in the rear area have forwarded the coordinates of enemy facilities and elements. OPFOR aircraft have been dispatched to attack enemy installations or convoys.

STANDARD: Locate support sites, command and control facilities, and/or convoys. Conduct attack runs on designated targets. Enemy equipment, supplies, and vehicles are destroyed and enemy personnel are killed.

TASK: Conduct Aerial Reconnaissance (34-OPFOR-1007)

CONDITION: OPFOR HQ requires intelligence on the location and identification of enemy elements. Aircraft is dispatched to take photographs and conduct a visual inspection of enemy area.

STANDARD: Locate and photograph enemy positions in assigned sectors, including support and storage bases and command and control facilities. Visual checks are conducted when possible. The enemy is not engaged. Priority intelligence requests and other information requirements (IRs) are reported to OPFOR HQ.

TASK: Conduct Raid (34-OPFOR-1009)

CONDITION: OPFOR element has occupied an objective rally point and has orders to conduct a raid on a rear area base.

STANDARD: Surprise enemy forces. Assault enemy support base and accomplish assigned tasks. Specified equipment and supplies are destroyed. Decisive engagement is avoided. All personnel are withdrawn from the area within the prescribed time. The collected intelligence data satisfies the priority intelligence requirements (PIRs).

ELEMENTS: Company Headquarters
 General Support (GS) Company Military Intelligence (MI) Battalion

TASK: Perform Seaport of Debarkation Activities for Deployment (63-2-8012.34-0001)
 (FM 100-17) (FM 55-50)

ITERATION: 1 2 3 4 5 M (Circle)

COMMANDER/LEADER ASSESSMENT: T P U (Circle)

CONDITIONS: Unit equipment and supercargoes have arrived at the seaport of debarkation (SPOD). The equipment reception team has been briefed on their duties and responsibilities. The battalion headquarters has deployed, and the battalion commander and staff are located in the SPOD. A rail-loading team has been designated. Transportation support is available and security is provided. The port support activity (PSA) has designated an area for equipment to be inventoried and inspected as it is offloaded. Rail and road marshaling areas have been designated for the unit to complete SPOD activities and prepare for movement to the theater staging base. Sufficient railcars and vehicles are available to move the unit to the theater staging base. The unit's main body is located in the theater staging base. The deployment standing operating procedures (SOP) are available. SPOD activities are performed day or night under all environmental conditions. Some iterations of this task should be performed in mission-oriented protective posture level 4 (MOPP4).

TASK STANDARDS: SPOD activities are performed in accordance with deployment SOP and commander's guidance.

TASK STEPS AND PERFORMANCE MEASURES	GO	NO-GO
<p>*1. Equipment reception team directs unit activities at the SPOD.</p> <ul style="list-style-type: none"> a. Coordinates with higher headquarters staff personnel and/or PSA officials upon arrival for location of holding area, marshaling area, maintenance, logistics, movement support, security, and other special requirements. b. Coordinates with battalion supply officer (S4) and/or PSA officials for needed support while at the SPOD. c. Identifies amount of pre-positioned stocks required by the unit. d. Assembles equipment reception team in holding area. e. Conducts acceptance inspection with PSA officials. f. Notifies battalion commander and S4 of missing or damaged equipment. g. Assumes custody of equipment and cargo. h. Coordinates with S4 for transportation support to theater staging base. i. Coordinates with battalion intelligence officer (S2) or battalion operations officer (S3) and movement control team for movement schedules to the theater staging base. j. Verifies arrival, morale, and welfare of supercargoes. k. Reestablishes accountability and responsibility for supercargoes. l. Directs convoy and rail-loading parties to proceed to rail-loading or road convoy marshaling area. m. Monitors preparation of equipment for road convoy or rail movement to ensure compliance with tactical standing operating procedures (TSOP). n. Briefs unit leaders on SPOD requirements. 		

TASK STEPS AND PERFORMANCE MEASURES	GO	NO-GO
<ul style="list-style-type: none"> <li data-bbox="228 260 1138 289">o. Advises unit commander and battalion representative on SPOD activities. <li data-bbox="177 306 1036 336">*2. The unit movement officer (UMO) supervises unit activities at SPOD. <ul style="list-style-type: none"> <li data-bbox="228 354 1175 443">a. Coordinates with S4 to identify offloading schedules, location of holding area and marshaling area, location of pre-positioned vehicles and materiel, and other SPOD information. <li data-bbox="228 462 1195 522">b. Briefs personnel on offloading schedules, drawing pre-positioned vehicles and materiel, special SPOD requirements, and location of marshaling area. <li data-bbox="228 541 1203 630">c. Coordinates with S2 and S3 to identify equipment, loading times and sites, and unit loading requirements to prepare designated equipment for rail movement to theater staging base. <li data-bbox="228 648 1195 709">d. Coordinates with S2 and S3 for convoy routes, maps, tactical intelligence, and timetable for road move to theater staging base. <li data-bbox="228 728 1122 789">e. Coordinates with S4 for fuel, ammunition, and supplies for road move to theater staging base. <li data-bbox="228 808 878 837">f. Provides rail-loading plan to rail-loading team chief. <li data-bbox="228 856 1190 917">g. Monitors rail-loading procedures to ensure compliance with movement control team's instructions. <li data-bbox="228 936 1187 997">h. Monitors preparation of equipment for road convoy to ensure compliance with TSOP. <li data-bbox="228 1016 1146 1045">i. Briefs equipment reception party on rail-loading and convoy requirements. <li data-bbox="228 1064 727 1094">j. Briefs commander on SPOD activities. <li data-bbox="228 1113 607 1142">k. Enforces safety procedures. <li data-bbox="228 1161 850 1190">l. Enforces environmental stewardship procedures. <li data-bbox="177 1209 691 1239">3. Supercargoes perform SPOD activities. <ul style="list-style-type: none"> <li data-bbox="228 1257 467 1287">a. Disembark ship. <li data-bbox="228 1306 886 1335">b. Report to equipment reception team for instructions. <li data-bbox="177 1354 1016 1383">4. Equipment reception team performs equipment reception activities. <ul style="list-style-type: none"> <li data-bbox="228 1402 483 1432">a. Offloads vehicles. <li data-bbox="228 1451 824 1480">b. Inspects equipment to be sure it is operational. <li data-bbox="228 1499 1154 1560">c. Moves vehicles and materiel from pre-positioned locations to rail or convoy marshaling area. <li data-bbox="228 1579 1114 1608">d. Moves unit vehicles and cargo to SPOD rail or convoy marshaling area. <li data-bbox="228 1627 1138 1688">e. Performs before-operations preventive maintenance checks and services (PMCS) on all vehicles and equipment. <li data-bbox="228 1707 1097 1768">f. Corrects all vehicle and equipment discrepancies within the operator's capabilities. <li data-bbox="228 1787 1182 1816">g. Reports all deficiencies beyond operator's capability to immediate supervisor. <li data-bbox="228 1835 899 1864">h. Reconfigures vehicles and cargo for road movement. <li data-bbox="228 1883 859 1913">i. Fuels vehicles for convoy to theater staging base. 		

TASK STEPS AND PERFORMANCE MEASURES	GO	NO-GO
<ul style="list-style-type: none"> j. Draws weapons, ammunition, and other tactical supplies from S4. k. Notifies UMO that vehicles are offloaded and operational. l. Employs safety procedures. m. Employs environmental stewardship procedures. <p>*5. Rail-loading team chief supervises rail-loading activities.</p> <ul style="list-style-type: none"> a. Coordinates with UMO for rail-loading plans. b. Coordinates with UMO to identify special rail-loading requirements. c. Verifies the presence of all rail guards by conducting roll call. d. Verifies the presence of manifested vehicles and equipment by conducting physical inventory. e. Provides a copy of the personnel and cargo manifest to conductor. f. Notifies commander when rail loading is completed. g. Enforces safety procedures. <p>6. Rail-loading team performs rail loading.</p> <ul style="list-style-type: none"> a. Stages vehicles. b. Loads vehicles and equipment on railcar. c. Secures vehicles and equipment. d. Notifies rail loading team chief when rail loading is completed. e. Employs safety procedures. 		

TASK PERFORMANCE / EVALUATION SUMMARY BLOCK							
ITERATION	1	2	3	4	5	M	TOTAL
TOTAL TASK STEPS EVALUATED							
TOTAL TASK STEPS "GO"							
TRAINING STATUS "GO"/"NO-GO"							

* indicates a leader task step.

SUPPORTING INDIVIDUAL TASKS

Task Number	Task Title	References
101-92Y-0006(SL2)	Inspect Equipment for Accountability, Cleanliness, and Serviceability	STP 21-24-SMCT
551-88N-0002(SL2)	Prepare for Unit Movement	STP 21-24-SMCT
551-88N-0004(SL3)	Coordinate Unit Movement	STP 21-24-SMCT

SUPPORTING COLLECTIVE TASKS: None

OPFOR TASKS AND STANDARDS

TASK: Conduct Air Attacks (34-OPFOR-1006)

CONDITION: Opposing force (OPFOR) elements in the rear area have forwarded the coordinates of enemy facilities and elements. OPFOR aircraft have been dispatched to attack enemy installations or convoys.

STANDARD: Locate support sites, command and control facilities, and/or convoys. Conduct attack runs on designated targets. Enemy equipment, supplies, and vehicles are destroyed and enemy personnel are killed.

TASK: Conduct Aerial Reconnaissance (34-OPFOR-1007)

CONDITION: OPFOR HQ requires intelligence on the location and identification of enemy elements. Aircraft is dispatched to take photographs and conduct a visual inspection of enemy area.

STANDARD: Locate and photograph enemy positions in assigned sectors, including support and storage bases and command and control facilities. Visual checks are conducted when possible. The enemy is not engaged. Priority intelligence requests and other information requirements (IRs) are reported to OPFOR HQ.

ELEMENTS: Company Headquarters
 General Support (GS) Company Military Intelligence (MI) Battalion

TASK: Prepare Equipment Reception Team for Tactical Road March (63-2-8013.34-0001)
 (FM 100-14) (FM 4-01.30) (FM 63-2)

ITERATION: 1 2 3 4 5 M (Circle)

COMMANDER/LEADER ASSESSMENT: T P U (Circle)

CONDITIONS: The unit has received a movement order from the battalion intelligence officer (S2) or battalion operations officer (S3) to move from the seaport of debarkation (SPOD) marshaling area to the theater staging base or tactical assembly area. The unit's vehicles have been offloaded and are operational. Movement can occur in a field or military operations on urbanized terrain environment. The movement control team has provided routes of march and a movement schedule. Area reconnaissance and coordination for fire support and medical evacuation support have been accomplished by the battalion intelligence officer (S2) or battalion operations officer (S3). Higher headquarters and unit tactical standing operating procedures (TSOP) are available. The unit march commander has been designated. Strip maps are provided by higher headquarters staff element. Some iterations of this task should be performed in mission-oriented protective posture (MOPP4).

TASK STANDARDS: Equipment reception team is ready to cross start point (SP) no later than time prescribed in movement order.

TASK STEPS AND PERFORMANCE MEASURES	GO	NO-GO
<p>1. Equipment reception team prepares vehicles and equipment.</p> <ul style="list-style-type: none"> a. Removes all unit identification markings on vehicles. b. Covers all reflective surfaces of all vehicles or cargo with available materials. c. Hardens all vehicles using sandbags and/or other authorized materials. d. Places antennas at lowest height. e. Turns radio volume and squelch to lowest operational setting consistent with operational requirements. f. Sets squelch setting "on" and call-light "off" when operating at night. g. Attaches radio frequency tags to vehicles. <p>*2. Convoy commander and leaders organize convoy.</p> <ul style="list-style-type: none"> a. Assign vehicle positions with the heavier, slower vehicles placed first. b. Assign Force XXI battle command brigade and below (FBCB2) equipped vehicles as control vehicles without setting a pattern. c. Assign recovery vehicle(s) positions where they can move to disabled vehicles without disrupting convoy movement. d. Assign hardened vehicle(s) with crew-served weapons interspersed throughout the convoy. e. Assign passenger locations where all unit personnel have a position and semiautomatic and automatic weapons are alternated throughout the convoy to cover front, rear, and flanks. f. Assign soldiers to air guard duties with specific search sectors covering 360 degrees. g. Request sufficient number of recovery vehicles and mechanics to assign to trail 		

TASK STEPS AND PERFORMANCE MEASURES	GO	NO-GO
<p>party element.</p> <ul style="list-style-type: none"> h. Provide vehicle position listing with locations of all vehicles to the trail party leader. i. Open FBCB2 and radio network(s). <p>*3. March commander and leaders conduct premovement inspections.</p> <ul style="list-style-type: none"> a. Inspect personnel and equipment for compliance with commander's guidance. b. Inspect organizational equipment for accountability and serviceability. c. Inspect vehicles, trailers, and loads for serviceability, proper stowing, and security. d. Forward personnel and equipment status to commander and higher headquarters staff element. <p>*4. Convoy commander conducts briefings for convoy personnel.</p> <ul style="list-style-type: none"> a. Provides strip maps to each vehicle driver. b. Briefs convoy chain of command. c. Briefs convoy route. d. Prescribes the rate of march and catch-up speeds. e. Briefs vehicle intervals. f. Identifies scheduled halts, to include convoy support centers. g. Briefs safety, accident, and breakdown procedures. h. Briefs immediate action security measures. i. Briefs blackout condition procedures. j. Identifies location of medical support. k. Identifies location of maintenance support. l. Provides location and identification of destination. m. Briefs arm and hand signals. n. Briefs radio frequencies and call signs for control personnel, fire support elements, and medical evacuation support. <p>5. Equipment reception team prepares to cross SP.</p> <ul style="list-style-type: none"> a. Positions all vehicles in accordance with convoy commander's instructions. b. Clears all individual and crew-served weapons. c. Posts air guards in positions designated by march commander. d. Posts security guards to maintain 360-degree surveillance. e. Forwards movement readiness report to S2 and S3 using FBCB2, radio, or messenger. 		

* indicates a leader task step.

TASK PERFORMANCE / EVALUATION SUMMARY BLOCK							
ITERATION	1	2	3	4	5	M	TOTAL
TOTAL TASK STEPS EVALUATED							
TOTAL TASK STEPS "GO"							
TRAINING STATUS "GO"/"NO-GO"							

SUPPORTING INDIVIDUAL TASKS

Task Number	Task Title	References
551-88N-0002(SL2)	Prepare for Unit Movement	STP 21-24-SMCT
551-88N-0004(SL3)	Coordinate Unit Movement	STP 21-24-SMCT
850-001-2000(SL2)	Employ Accident Prevention Measures and Risk Management Process	STP 21-24-SMCT

SUPPORTING COLLECTIVE TASKS: None

OPFOR TASKS AND STANDARDS

TASK: Conduct Air Attacks (34-OPFOR-1006)

CONDITION: Opposing force (OPFOR elements in the rear area have forwarded the coordinates of enemy facilities and elements. OPFOR aircraft have been dispatched to attack enemy installations or convoys.

STANDARD: Locate support sites, command and control facilities, and/or convoys. Conduct attack runs on designated targets. Enemy equipment, supplies, and vehicles are destroyed and enemy personnel are killed.

TASK: Conduct Aerial Reconnaissance (34-OPFOR-1007)

CONDITION: OPFOR HQ requires intelligence on the location and identification of enemy elements. Aircraft is dispatched to take photographs and conduct a visual inspection of enemy area.

STANDARD: Locate and photograph enemy positions in assigned sectors, including support and storage bases and command and control facilities. Visual checks are conducted when possible. The enemy is not engaged. Priority intelligence requests and other information requirements (IRs) are reported to OPFOR HQ.

ELEMENTS: Three Collection and Jamming (C&J) Platoon headquarters
 Electronic Warfare Platoon Headquarters
 Air Reconnaissance Platoon Headquarters
 Company Headquarters
 General Support (GS) Company Military Intelligence (MI) Battalion

TASK: Perform Redeployment Personnel and Administrative Actions (63-2-8014.34-0001)
 (FM 100-17)

ITERATION: 1 2 3 4 5 M (Circle)

COMMANDER/LEADER ASSESSMENT: T P U (Circle)

CONDITIONS: The unit is located in the tactical assembly area and receives a warning order (WARNO) to redeploy to home station. Some personnel and administrative actions are initiated in the tactical assembly area and completed in the redeployment assembly area. The unit is redeploying as part of a higher headquarters redeployment. The adjutant (S1) has provided a soldier readiness processing schedule to the commander. The S1 has coordinated for area support group contact team support. The redeployment movement plan is available. The unit has a unit movement officer (UMO). Preparation activities for redeployment are performed day or night under all environmental conditions. Some iterations of this task should be performed in mission-oriented protective posture level 4 (MOPP4).

TASK STANDARDS: Redeployment soldier readiness processing activities are accomplished in accordance with redeployment movement plan, S1 soldier readiness processing schedule, and commander's guidance.

TASK STEPS AND PERFORMANCE MEASURES	GO	NO-GO
<p>*1. Commander directs personnel and administrative redeployment activities.</p> <ul style="list-style-type: none"> a. Coordinates with S1 to identify personnel and administrative requirements for redeployment. b. Designates higher headquarters advance party representatives and seaport of embarkment team. c. Briefs unit leaders on personnel and administrative requirements for redeployment. d. Provides personnel and administrative processing schedule to unit headquarters. e. Directs the unit headquarters to develop a unit personnel and administrative processing schedule. f. Forwards list of personnel unable to redeploy to S1. g. Forwards list of personnel redeploying as individuals. h. Directs personnel to complete personnel and administrative requirements for redeployment. i. Approves award and decoration recommendations. j. Coordinates with S1 for personnel and administrative support. k. Briefs higher headquarters commander on status of personnel and administrative actions. 		

TASK STEPS AND PERFORMANCE MEASURES	GO	NO-GO
<p>2. Headquarters supervises redeployment personnel and administrative actions.</p> <ul style="list-style-type: none"> a. Develops unit personnel and administrative processing schedule based on the redeployment movement plan, S1 soldier readiness processing schedule, and commander's guidance. b. Distributes unit personnel and administrative processing schedule to platoons and sections. c. Monitors personnel and administrative processing to ensure personnel complete actions. d. Verifies redeployment records are updated prior to soldier's departure from theater. <p>3. Headquarters performs personnel redeployment processing functions.</p> <ul style="list-style-type: none"> a. Identifies course of action for soldiers not eligible for redeployment, to include temporary gaining command, transfer procedures, and administrative requirements. b. Provides list of soldiers eligible and not eligible for redeployment. c. Provides redeploying soldiers' medical, dental, and personnel records for redeployment processing. d. Provides necessary forms to unit personnel for redeployment processing. e. Dispatches all soldiers' updated records back to the unit's home station before soldiers depart. f. Sends records to home station on different conveyance from the one soldiers take. g. Completes personnel and administrative requirements for deployment. h. Prepares passenger manifest. i. Processes recommendations for decorations and awards. j. Completes evaluation reports for eligible soldiers who are scheduled to redeploy individually. k. Inputs status changes and other actions to pay and personnel systems. l. Coordinates with the S1 for personnel and administrative support. m. Briefs commander on personnel and administrative actions. <p>*4. Supervise personnel and administrative actions.</p> <ul style="list-style-type: none"> a. Direct personnel to complete personnel and administrative actions. b. Monitor personnel and administrative processing to ensure personnel complete all administrative actions. c. Submit performance reports, award and decoration recommendations, and other personnel actions to the commander for approval or certification. d. Coordinate with unit headquarters for personnel and administrative support. e. Submit records and reports to unit headquarters in accordance with the redeployment movement plan. f. Brief commander on personnel and administrative actions. g. Brief personnel on personnel and administrative requirements. 		

TASK PERFORMANCE / EVALUATION SUMMARY BLOCK							
ITERATION	1	2	3	4	5	M	TOTAL
TOTAL TASK STEPS EVALUATED							
TOTAL TASK STEPS "GO"							
TRAINING STATUS "GO"/"NO-GO"							

* indicates a leader task step.

SUPPORTING INDIVIDUAL TASKS

Task Number	Task Title	References
805C-PAD-2044(SL2)	Recommend Individual for Award and/or Decoration	STP 21-24-SMCT
805C-PAD-2461(SL2)	Maintain Accountability of Personnel (Status Report)	STP 21-24-SMCT

SUPPORTING COLLECTIVE TASKS: None

OPFOR TASKS AND STANDARDS

TASK: Conduct Aerial Reconnaissance (34-OPFOR-1007)

CONDITION: Opposing force (OPFOR) HQ requires intelligence on the location and identification of enemy elements. Aircraft is dispatched to take photographs and conduct a visual inspection of enemy area.

STANDARD: Locate and photograph enemy positions in assigned sectors, including support and storage bases and command and control facilities. Visual checks are conducted when possible. The enemy is not engaged. Priority intelligence requests and other information requirements (IRs) are reported to OPFOR HQ.

ELEMENTS: Company Headquarters
 Three Collection and Jamming (C&J) Platoon Headquarters
 Electronic Warfare (EW) Platoon Headquarters
 Air Reconnaissance Platoon Headquarters
 General Support Company Military Intelligence Battalion

TASK: Perform Redeployment Training Activities (63-2-8015.34-0001)
 (FM 100-17)

ITERATION: 1 2 3 4 5 M (Circle)

COMMANDER/LEADER ASSESSMENT: T P U (Circle)

CONDITIONS: The unit is preparing for redeployment to home station. Sufficient time exists for the unit to conduct redeployment training. Training support is available to train unit personnel in U.S. Bureau of Customs and Border Protection (CBP), U.S. Department of Agriculture (USDA), and other redeployment requirements. Training is conducted in the tactical assembly area/redeployment assembly area. The redeployment movement plan, higher headquarters redeployment operation order (OPORD), and training records are available. The unit has a unit movement officer (UMO) and alternate. The unit is redeploying as part of a higher headquarters redeployment. Redeployment training activities are performed day or night under all environmental conditions. Some iterations of this task should be performed in mission-oriented protective posture level 4 (MOPP4).

TASK STANDARDS: Redeployment training is accomplished in accordance with the training schedule and commander's guidance.

TASK STEPS AND PERFORMANCE MEASURES	GO	NO-GO
<p>*1. Commander directs redeployment training activities.</p> <ul style="list-style-type: none"> a. Identifies redeployment training requirements by reviewing the redeployment movement plan and higher headquarters redeployment OPORD in coordination with the higher headquarters staff personnel. b. Directs training officer to develop a unit training schedule to correct training deficiencies. c. Designates personnel to receive redeployment training. d. Briefs higher headquarters commander on status of redeployment training. e. Completes verification statement and checklists indicating the status of the unit. <p>*2. Training officer/noncommissioned officer (NCO) supervises redeployment training activities.</p> <ul style="list-style-type: none"> a. Develops training schedule based on redeployment OPORD, specialized training requirements identified by higher headquarters, and commander's guidance. b. Coordinates with battalion intelligence officer (S2) and battalion operations officer (S3) for training support. c. Provides training schedule to S2, S3 and unit leaders. d. Provides stress control and family support reorientation briefings and higher headquarters directives. e. Ensures appropriate training is provided to personnel. f. Briefs commander on status of redeployment training. 		

TASK STEPS AND PERFORMANCE MEASURES	GO	NO-GO
<p>*3. Perform redeployment training activities.</p> <p>a. Coordinate with UMO for required training support.</p> <p>b. Conduct training in accordance with training schedule.</p> <p>c. Annotate training results on individual and team training records.</p>		

TASK PERFORMANCE / EVALUATION SUMMARY BLOCK							
ITERATION	1	2	3	4	5	M	TOTAL
TOTAL TASK STEPS EVALUATED							
TOTAL TASK STEPS "GO"							
TRAINING STATUS "GO"/"NO-GO"							

* indicates a leader task step.

SUPPORTING INDIVIDUAL TASKS

Task Number	Task Title	References
805C-PAD-1245(SL4)	Support Unit and Family Readiness Through the Army Family Team Building (AFTB) Program	STP 21-24-SMCT
805C-PAD-2461(SL2)	Maintain Accountability of Personnel (Status Report)	STP 21-24-SMCT

SUPPORTING COLLECTIVE TASKS: None

OPFOR TASKS AND STANDARDS

TASK: Conduct Aerial Reconnaissance (34-OPFOR-1007)

CONDITION: Opposing force (OPFOR) HQ requires intelligence on the location and identification of enemy elements. Aircraft is dispatched to take photographs and conduct a visual inspection of enemy area.

STANDARD: Locate and photograph enemy positions in assigned sectors, including support and storage bases and command and control facilities. Visual checks are conducted when possible. The enemy is not engaged. Priority intelligence requests and other information requirements (IRs) are reported to OPFOR HQ.

ELEMENTS: Company Headquarters
 General Support Company Military Intelligence Battalion

TASK: Perform Redeployment Supply Activities (63-2-8016.34-0001)
 (FM 100-17)

ITERATION: 1 2 3 4 5 M (Circle)

COMMANDER/LEADER ASSESSMENT: T P U (Circle)

CONDITIONS: The unit is preparing for redeployment to home station. Vehicles, equipment, and supplies are available to resupply units redeploying. Redeployment supply activities are accomplished in the tactical assembly area and redeployment assembly area. The tactical standing operating procedures (TSOP), redeployment movement plan, and higher headquarters redeployment operation order (OPORD) are available. The unit is redeploying as part of a higher headquarters deployment. Redeployment supply activities are performed day or night under all environmental conditions. Some iterations of this task should be performed in mission-oriented protective posture level 4 (MOPP4).

TASK STANDARDS: Redeployment supply activities are accomplished in accordance with the redeployment movement plan, TSOP, higher headquarters redeployment OPORD, and commander's guidance.

TASK STEPS AND PERFORMANCE MEASURES	GO	NO-GO
<p>*1. Commander directs redeployment supply activities.</p> <ul style="list-style-type: none"> a. Identifies vehicles and equipment to be left in country. b. Identifies vehicles and equipment required to reconstitute the unit before or after redeployment. c. Coordinates with the battalion supply officer (S4) for issue of vehicles, equipment, and supplies required to resupply the unit. d. Identifies supplies and equipment needed to redeploy to home station by reviewing the redeployment movement plan, redeployment OPORD, and coordination with S4. e. Directs unit leaders to turn in vehicles, ammunition, supplies, and equipment to be left in country. f. Directs unit leaders to provide supply and equipment requests to supply section. g. Directs supply section to turn in excess supplies and equipment. h. Inspects area and facilities to ensure excess vehicles, equipment, and supplies have been turned in. i. Briefs higher headquarters commander on supply status. <p>2. Perform redeployment supply activities.</p> <ul style="list-style-type: none"> a. Identify shortages of vehicles, supplies, and equipment by conducting inventories and reviewing deployment equipment list. b. Identify shortages by inventorying organizational clothing and individual equipment. c. Submit requests for vehicles, supplies, and equipment to supply section. <p>3. Headquarters provides supply support.</p> <ul style="list-style-type: none"> a. Provides a copy of the deployment equipment list to platoons and sections. 		

TASK STEPS AND PERFORMANCE MEASURES	GO	NO-GO
<ul style="list-style-type: none"> b. Submits request for supplies and equipment to S4. c. Coordinates with S4 to resolve, cancel, or validate outstanding requisitions. d. Submits changes of the "ship to" address to reflect home station address for all outstanding requisitions. e. Coordinates with commander or S4 for transportation and material handling equipment support to turn in, pick up, issue, and/or pack ammunition, equipment, and supplies. f. Coordinates with S4 for U.S. Bureau of customs and Border Protection (CBP) and U.S. Department of Agriculture (USDA) inspection schedule and procedures. g. Inspects issued vehicles and equipment for serviceability and completeness. h. Issues vehicles, equipment, and supplies to appropriate platoons/sections. i. Secures unissued supplies and equipment. j. Turns in equipment, supplies, and hazardous material to designated facility. k. Briefs commander on supply status. 		

TASK PERFORMANCE / EVALUATION SUMMARY BLOCK							
ITERATION	1	2	3	4	5	M	TOTAL
TOTAL TASK STEPS EVALUATED							
TOTAL TASK STEPS "GO"							
TRAINING STATUS "GO"/"NO-GO"							

* indicates a leader task step.

SUPPORTING INDIVIDUAL TASKS

Task Number	Task Title	References
091-CLT-3009(SL4)	Supervise Maintenance Operations	STP 21-24-SMCT
091-CLT-4029(SL2)	Supervise Preventive Maintenance Checks and Services (PMCS)	STP 21-24-SMCT
101-92Y-0001(SL4)	Supervise Supply Activities	STP 21-24-SMCT

SUPPORTING COLLECTIVE TASKS: None

OPFOR TASKS AND STANDARDS

TASK: Conduct Aerial Reconnaissance (34-OPFOR-1007)

CONDITION: Opposing force (OPFOR) HQ requires intelligence on the location and identification of enemy elements. Aircraft is dispatched to take photographs and conduct a visual inspection of enemy area.

STANDARD: Locate and photograph enemy positions in assigned sectors, including support and storage bases and command and control facilities. Visual checks are conducted when possible. The enemy is not engaged. Priority intelligence requests and other information requirements (IRs) are reported to OPFOR HQ.

ELEMENTS: Three Collection and Jamming (C&J) Platoon headquarters
 Company Headquarters
 Electronic Warfare Platoon Headquarters
 Air Reconnaissance Platoon Headquarters
 General Support Company Military Intelligence Battalion

TASK: Perform Redeployment Maintenance Activities (63-2-8017.34-0001)
 (FM 100-17)

ITERATION: 1 2 3 4 5 M (Circle)

COMMANDER/LEADER ASSESSMENT: T P U (Circle)

CONDITIONS: The unit is preparing for redeployment to home station. The commander has designated a motor officer. Required tools, equipment, and personnel are available. Maintenance support teams are available in the tactical assembly area and redeployment assembly area. The maintenance standing operating procedures (SOP) are available. The unit is redeploying as part of a higher headquarters redeployment. Redeployment maintenance is performed day or night under all environmental conditions. Some iterations of this task should be performed in mission-oriented protective posture level 4 (MOPP4).

TASK STANDARDS: Redeployment maintenance is accomplished in accordance with the maintenance SOP and commander's guidance.

TASK STEPS AND PERFORMANCE MEASURES	GO	NO-GO
<p>*1. Commander directs redeployment maintenance activities.</p> <ul style="list-style-type: none"> a. Identifies redeployment maintenance requirements. b. Monitors maintenance activities for compliance with the maintenance SOP and commander's guidance. c. Approves the use of controlled exchange when required repair parts are not available. d. Checks material condition status report for accuracy and completeness. e. Forwards material condition status report to the battalion supply officer (S4). f. Coordinates with S4 for maintenance support. g. Prioritizes repair of vehicles and equipment. h. Enforces safety procedures. i. Enforces environmental stewardship procedures. <p>*2. Motor officer and/or motor sergeant supervise(s) redeployment maintenance activities.</p> <ul style="list-style-type: none"> a. Identifies unit operational readiness levels by reviewing vehicle and equipment status reports, preventive maintenance checks and services (PMCS), and redeployment maintenance checks. b. Prepares material condition status report in accordance with AR 220-1 and AR 700-138. c. Submits current material condition status report to commander. d. Submits request for maintenance support teams (MSTs) to commander. e. Submits request for controlled exchanges to commander for approval. f. Designates unit maintenance personnel to assist MSTs. 		

TASK STEPS AND PERFORMANCE MEASURES	GO	NO-GO
<ul style="list-style-type: none"> g. Directs calibration of tools. h. Verifies prescribed load list inventory by conducting spot checks. i. Verifies completion of repairs by reviewing maintenance records. j. Coordinates with S4 to identify status of vehicles and equipment in support maintenance. k. Coordinates with S4 for disposition instructions for nonrepairable vehicles. l. Briefs the commander on maintenance status of vehicles and equipment. m. Issues and/or reissues military drivers and equipment licenses to unit personnel. n. Enforces safety procedures. o. Enforces environmental stewardship procedures. <p>3. Headquarters performs organizational maintenance activities.</p> <ul style="list-style-type: none"> a. Calibrates tools. b. Inspects equipment in accordance with technical manuals. c. Records all deficiencies on equipment inspection worksheets. d. Corrects unit-level maintenance deficiencies. e. Forwards requests for direct support maintenance to the supporting maintenance facility. f. Requests required repair. g. Repairs equipment. h. Requests approval for controlled exchange through motor officer or sergeant when required repair parts are not available. i. Performs controlled exchange. j. Performs final inspection to ensure quality control of repairs. k. Conducts inventory of prescribed load list to confirm shortages. l. Submits request for prescribed load list replenishment to motor sergeant. m. Performs technical inspections of replacement equipment. n. Releases equipment to appropriate platoon or section. o. Employs safety procedures. p. Employs environmental stewardship procedures. <p>4. Headquarters conducts transactions with MST.</p> <ul style="list-style-type: none"> a. Identifies vehicles and equipment that require MST support. b. Prepares required documentation for submission to MST. c. Delivers vehicles and equipment to MST. d. Picks up equipment from MST upon notification repairs are completed. e. Notifies owning element to pick up vehicles and equipment. 		

TASK STEPS AND PERFORMANCE MEASURES	GO	NO-GO
<p>*5. Supervise redeployment operator maintenance activities.</p> <ul style="list-style-type: none"> a. Monitor performance of PMCS and redeployment maintenance. b. Inspect vehicles, weapons, and equipment to ensure compliance with appropriate technical manuals and commander's guidance. c. Provide input for material condition status report to motor officer. d. Enforce safety procedures. e. Enforce environmental stewardship procedures. 		

TASK PERFORMANCE / EVALUATION SUMMARY BLOCK							
ITERATION	1	2	3	4	5	M	TOTAL
TOTAL TASK STEPS EVALUATED							
TOTAL TASK STEPS "GO"							
TRAINING STATUS "GO"/"NO-GO"							

* indicates a leader task step.

SUPPORTING INDIVIDUAL TASKS

Task Number	Task Title	References
091-CLT-3009(SL4)	Supervise Maintenance Operations	STP 21-24-SMCT
091-CLT-4029(SL2)	Supervise Preventive Maintenance Checks and Services (PMCS)	STP 21-24-SMCT
850-001-2000(SL2)	Employ Accident Prevention Measures and Risk Management Process	STP 21-24-SMCT

SUPPORTING COLLECTIVE TASKS: None

OPFOR TASKS AND STANDARDS

TASK: Conduct Aerial Reconnaissance (34-OPFOR-1007)

CONDITION: Opposing force (OPFOR) HQ requires intelligence on the location and identification of enemy elements. Aircraft is dispatched to take photographs and conduct a visual inspection of enemy area.

STANDARD: Locate and photograph enemy positions in assigned sectors, including support and storage bases and command and control facilities. Visual checks are conducted when possible. The enemy is not engaged. Priority intelligence requests and other information requirements (IRs) are reported to OPFOR HQ.

ELEMENTS: Company Headquarters
 Three Collection and Jamming (C&J) Platoon Headquarters
 Electronic Warfare (EW)Platoon Headquarters
 Air Reconnaissance Platoon Headquarters
 General Support (GS) Company Military Intelligence (MI) Battalion

TASK: Prepare Vehicles and Equipment for Redeployment (63-2-8018.34-0001)
 (FM 100-17)

ITERATION: 1 2 3 4 5 M (Circle)

COMMANDER/LEADER ASSESSMENT: T P U (Circle)

CONDITIONS: The unit receives a movement directive to redeploy to home station. Preparation of vehicles and equipment for redeployment is performed in the tactical/redeployment assembly area and aerial/seaport of embarkation (A/SPOE) unit marshaling area. A railhead is available. Packing and crating, weighing and loading, vehicle- and equipment-cleaning, and rail-loading teams have been designated. Transportation support, railcars, weighing scales, packing materials, material handling equipment, shipping containers, inserts, pallets and other equipment preparation and loading materials are available. The movement directive, redeployment movement plan and higher headquarters redeployment operation order (OPORD) are available. The unit has a unit movement officer (UMO) and alternate. The unit is redeploying as part of a higher headquarters redeployment. Equipment preparation is performed day or night under all environmental conditions. Some iterations of this task should be performed in mission-oriented protective posture level 4 (MOPP4).

TASK STANDARDS: Vehicles and equipment are prepared for redeployment and loaded for movement to A/SPOE in accordance with the redeployment movement plan and commander's guidance.

TASK STEPS AND PERFORMANCE MEASURES	GO	NO-GO
<p>*1. Commander directs vehicle and equipment preparation activities.</p> <ul style="list-style-type: none"> a. Identifies equipment and supplies to be redeployed. b. Identifies personnel, equipment, and vehicles scheduled to move to the A/SPOE by road or rail. c. Designates a unit marshaling area. d. Coordinates with the battalion intelligence officer (S2) or battalion operations officer (S3) for U.S. Department of Agriculture (USDA) and U.S. Bureau of Customs and Border Protection (CBP) contact team support. e. Coordinates with the battalion supply officer (S4) for transportation support to A/SPOE. f. Inspects area to ensure all excess vehicles, equipment, and supplies have been turned in. g. Notifies the S2 and S3 when vehicles and containers are loaded and ready to move. 		

TASK STEPS AND PERFORMANCE MEASURES	GO	NO-GO
<p>*2. UMO supervises vehicle and equipment preparation activities.</p> <p>a. Coordinates with theater Army movement control activity/movement control team and the transportation coordinator's automated command and control information system site for deployment equipment list, military shipping labels, and documents.</p> <hr/> <p>Note: If the unit did not deploy with a deployment equipment list produced by the transportation coordinator's automated command and control information system, a deployment equipment list will be generated based on the unit property book and vehicle and secondary load lists.</p> <hr/> <p>b. Updates automated unit equipment list (AUEL) to reflect vehicles, equipment, and supplies to be redeployed.</p> <p>c. Updates AUEL to reflect actual weights.</p> <p>d. Inputs updated AUEL into the transportation coordinator's automated command and control information system.</p> <p>e. Provides theater Army movement control activity/movement control team and/or S4 with information on oversize and overweight vehicles, equipment, and cargo requiring special handling.</p> <p>f. Coordinates with transportation coordinator's automated command and control information system site for deployment equipment list, blocking, bracing, packing, crating, and tie-down material requirements lists; vehicle/rail-loading plans and schedules; special hauling permit requests; military shipping labels; and convoy clearance requests.</p> <p>g. Coordinates with S4 for packing materials, weighing scales, material handling equipment, containers, inserts, pallets, and other equipment preparation and loading materials.</p> <p>h. Coordinates with S4 for radio frequency tags for sensitive or classified cargo.</p> <p>i. Coordinates with USDA and CBP contact team leaders for vehicle and equipment packing, loading, and cleaning instructions early in the preparation process.</p> <p>j. Provides unit leaders with a vehicle- and equipment-cleaning schedule.</p> <p>k. Provides unit leaders with redeployment forms, shipping labels, and documents.</p> <p>l. Coordinates container pickup with S4.</p> <p>m. Provides special instructions to packing and crating teams.</p> <p>n. Provides container-packing schedule to unit leaders and customs contact team.</p> <p>o. Identifies transportation support requirements.</p> <p>p. Coordinates with S4 for movement of vehicles and equipment to rail-loading site.</p> <p>q. Provides rail-loading plan to rail-loading team chief.</p> <p>r. Provides rail-loading team proper tools to conduct rail loadout.</p>		

TASK STEPS AND PERFORMANCE MEASURES	GO	NO-GO
<ul style="list-style-type: none"> s. Coordinates with S4 or theater Army movement control activity/movement control team officials for port call message and verification of redeployment movement plan A/SPOE requirements and procedures. t. Briefs commander on status of preparation of vehicles and equipment for deployment. <p>*3. Supervise preparation of unit elements for redeployment.</p> <ul style="list-style-type: none"> a. Verify adequate space has been allowed for personal items and secondary loads by reviewing loading plans. b. Revise loading plans. c. Monitor packing and loading. d. Direct personnel to deliver vehicles and equipment to the vehicle and equipment cleaning site. e. Monitor vehicle and equipment-cleaning operations to ensure vehicles and equipment are cleaned. f. Inspect area to ensure all equipment to be redeployed has been packed and/or loaded. g. Inspect area to ensure all excess vehicles, equipment, and supplies have been turned in. h. Inspect internal loads to ensure loads are secure. i. Notify UMO of any load plan revisions. j. Enforce safety procedures. k. Enforce environmental stewardship protective procedures. <p>*4. Movement officer maintains an up-to-date AUEL.</p> <ul style="list-style-type: none"> a. Conducts physical inventory of vehicles and equipment to be redeployed to verify accuracy of AUEL. b. Revises AUEL. c. Submits AUEL changes to theater Army movement control activity/movement control team. <p>5. Packing and crating teams prepare equipment for redeployment.</p> <ul style="list-style-type: none"> a. Pack hazardous materials. b. Prepare container packing lists and shipping documents. c. Distribute container packing lists and shipping documents. d. Mark containers. e. Assist container pickup crew in loading operations. f. Employ safety procedures. g. Employ environmental stewardship protective procedures. <p>6. Vehicle and equipment cleaning team cleans vehicles and equipment for redeployment.</p> <ul style="list-style-type: none"> a. Guides vehicles into cleaning site. 		

TASK STEPS AND PERFORMANCE MEASURES	GO	NO-GO
<ul style="list-style-type: none"> b. Cleans vehicles and equipment. c. Reports completion of vehicle and equipment cleaning operations to UMO. 7. Prepare vehicles, equipment, and personal gear for redeployment. <ul style="list-style-type: none"> a. Turn in excess vehicles, equipment, and supplies to supply sergeant. b. Pack personal gear. c. Mark and/or tag personal gear and equipment. d. Move equipment to be packed in containers to the container-packing area. e. Load vehicles. f. Place radio frequency tags on sensitive/classified cargo and/or vehicles. g. Deliver vehicles and equipment to the vehicle and equipment cleaning site. h. Move vehicles to marshaling area. i. Employ safety procedures. j. Employ environmental stewardship protective procedures. 8. Weighing and marking team weighs and marks vehicles for deployment. <ul style="list-style-type: none"> a. Sets up weighing and marking. b. Guides vehicles onto scales as they arrive. c. Identifies vehicle gross weight. d. Identifies vehicle axle weights (air movement only). e. Computes vehicle center of balance based on axle weights (air movement only). f. Marks center of balance on vehicles. g. Reports gross weights for each deploying vehicle to movement officer. h. Tears down weighing and marking area. i. Returns vehicle-weighing scales. 9. Prepare vehicles and equipment for movement to A/SPOE or rail-loading site. <ul style="list-style-type: none"> a. Stage vehicles for convoy. b. Correct loading deficiencies. c. Recompute center of gravity (air movement only). d. Re-mark center of gravity on vehicles (air movement only). e. Mark vehicles for movement to A/SPOE. f. Place military shipping labels on vehicles and equipment. g. Move designated vehicles and equipment to the rail-loading site. h. Prepare convoy for movement to A/SPOE. i. Notify movement officer that vehicles are ready to cross start point (SP) for convoy to A/SPOE. 		

TASK STEPS AND PERFORMANCE MEASURES	GO	NO-GO
<p>*10. Rail-loading team supervises rail-loading activities.</p> <ul style="list-style-type: none"> a. Conducts safety briefing for unit personnel at the rail-loading site. b. Coordinates with UMO for rail-loading plans. c. Coordinates with UMO to identify special rail-loading requirements. d. Verifies the presence of rail guards by conducting roll call. e. Verifies the presence of manifested vehicles and equipment by conducting physical inventory. f. Provides cargo manifest to conductor. g. Inspects vehicles and equipment for military shipping labels and proper markings h. Notifies commander when rail loading is complete. i. Enforces safety procedures. j. Enforces environmental stewardship protective procedures. <p>11. Rail-loading team performs rail loading.</p> <ul style="list-style-type: none"> a. Stages vehicles. b. Loads vehicles and equipment on railcars. c. Secures vehicles and equipment. d. Notifies rail-loading team loading is complete. e. Employs safety procedures. f. Employs environmental stewardship protective procedures. 		

TASK PERFORMANCE / EVALUATION SUMMARY BLOCK							
ITERATION	1	2	3	4	5	M	TOTAL
TOTAL TASK STEPS EVALUATED							
TOTAL TASK STEPS "GO"							
TRAINING STATUS "GO"/"NO-GO"							

* indicates a leader task step.

SUPPORTING INDIVIDUAL TASKS

Task Number	Task Title	References
091-CLT-3009(SL4)	Supervise Maintenance Operations	STP 21-24-SMCT
091-CLT-4029(SL2)	Supervise Preventive Maintenance Checks and Services (PMCS)	STP 21-24-SMCT
101-92Y-0006(SL2)	Inspect Equipment for Accountability, Cleanliness, and Serviceability	STP 21-24-SMCT
850-001-2000(SL2)	Employ Accident Prevention Measures and Risk Management Process	STP 21-24-SMCT

SUPPORTING COLLECTIVE TASKS: None

OPFOR TASKS AND STANDARDS

TASK: Conduct Aerial Reconnaissance (34-OPFOR-1007)

CONDITION: Opposing force (OPFOR) HQ requires intelligence on the location and identification of enemy elements. Aircraft is dispatched to take photographs and conduct a visual inspection of enemy area.

STANDARD: Locate and photograph enemy positions in assigned sectors, including support and storage bases and command and control facilities. Visual checks are conducted when possible. The enemy is not engaged. Priority intelligence requests and other information requirements (IRs) are reported to OPFOR HQ.

TASK: Conduct Raid (34-OPFOR-1009)

CONDITION: OPFOR element has occupied an objective rally point and has orders to conduct a raid on a rear area base.

STANDARD: Surprise the enemy forces. Assault enemy support base and accomplish assigned tasks. Specified equipment and supplies are destroyed. Decisive engagement is avoided. All personnel are withdrawn from the area within the prescribed time. The collected intelligence data satisfies the priority intelligence requirements (PIRs).

ELEMENTS: Company Headquarters
 General Support (GS) Company Military Intelligence (MI) Battalion

TASK: Perform Seaport of Embarkation Activities for Redeployment (63-2-8019.34-0001)
 (FM 100-17) (FM 55-1) (FM 4-01.30)
 (FM 55-50)

ITERATION: 1 2 3 4 5 M (Circle)

COMMANDER/LEADER ASSESSMENT: T P U (Circle)

CONDITIONS: The unit's wheeled-vehicle convoy crosses the release point in the seaport of embarkation (SPOE) marshaling area. The commander has designated a unit SPOE team. Commercial support is not available. The commander or SPOE team has notified higher headquarters and port support activity (PSA) officials of the unit's arrival. PSA officials have requested unit vehicle operators' assistance in off-loading unit vehicles deployed to the SPOE by rail. Transportation, maintenance, logistics, and equipment cleaning support is available. An SPOE sterile area has been designated. The redeployment movement plan and operation orders (OPORD) are available. The unit is redeploying as part of a higher headquarters deployment and has a unit movement officer (UMO). A theater support command is in place and has assumed overall responsibility for all logistics in the theater, to include port operations. SPOE activities are performed day or night under all environmental conditions. Some iterations of this task should be performed in mission-oriented protective posture level 4 (MOPP4).

TASK STANDARDS: SPOE activities are performed in accordance with the redeployment movement plan and higher headquarters staff and port support activity officials' instructions.

TASK STEPS AND PERFORMANCE MEASURES	GO	NO-GO
<p>*1. Commander or SPOE team directs SPOE activities.</p> <ul style="list-style-type: none"> a. Directs team to perform after-operations preventive maintenance checks and services (PMCS) on vehicles. b. Identifies transportation requirements for return to unit area. c. Coordinates with theater support command for transportation, maintenance, and logistics support. d. Coordinates with PSA officials to verify SPOE movement schedules, procedures, safety guidelines, and requirements. e. Briefs team leaders on SPOE movement schedules, procedures, and requirements. f. Directs team to offload and inspect equipment arriving by rail. g. Coordinates with PSA to identify number of supercargoes authorized and the point of contact for supercargoes. h. Inspects supercargoes to ensure they are prepared for redeployment by sea movement, to include having proper orders and equipment. i. Briefs supercargoes on boarding schedule and responsibilities. j. Conducts acceptance inspection of vehicles, equipment, and cargo. k. Directs team to correct deficiencies noted during PSA acceptance inspection. l. Transfers custody of vehicles, equipment, and cargo to SPOE officials. m. Briefs the higher headquarters commander on status of SPOE activities. 		

TASK STEPS AND PERFORMANCE MEASURES	GO	NO-GO
<p>2. Supercargoes perform SPOE activities.</p> <ul style="list-style-type: none"> a. Report to port commander's representative. b. Perform SPOE activities. c. Coordinate with vessel point of contact (POC) for instructions on responsibilities and accommodations. d. Report to the customs inspector. e. Load baggage. f. Board ship. <p>*3. UMO coordinates SPOE activities.</p> <ul style="list-style-type: none"> a. Coordinates with PSA officials to verify loading sequence of vehicles and equipment (ship stow plan). b. Monitors PSA acceptance inspection of vehicles and cargo to identify deficiencies. c. Coordinates with maintenance support for disposition of excess fuel, petroleum, oil, lubricant products, and maintenance support. d. Coordinates with PSA officials for vehicle cleaning support and location of SPOE sterile area. e. Inspects shipping documents and labels, markings, customs labels, and decontamination tags on vehicles and equipment for compliance with theater Army movement control activity/movement control team, U.S. Bureau of Customs and Border Protection (CBP) requirements, and U.S. Department of Agriculture officials' instructions. f. Coordinates with theater Army movement control activity/movement control team, U.S. Department of Agriculture (USDA) and/or CBP officials to correct deficiencies in shipping documents and labels, customs labels, and decontamination tags. g. Briefs commander on status of SPOE activities. <p>*4. UMO coordinates rail offloading.</p> <ul style="list-style-type: none"> a. Coordinates with PSA officials for rail offloading schedule and requirements. b. Designates personnel to assist in rail offloading activities. c. Briefs personnel designated to assist in rail offloading activities on schedule and requirements. d. Supervises rail offloading activities. e. Assumes custody of equipment deployed by rail by signing appropriate shipping documents. f. Notifies SPOE team leaders, equipment deployed by rail has arrived in the marshaling area. g. Briefs commander and/or SPOE team officer in charge (OIC) on status of rail offloading activities. 		

TASK STEPS AND PERFORMANCE MEASURES	GO	NO-GO
<p>5. SPOE team performs rail offloading operations.</p> <ul style="list-style-type: none"> a. Reports to the railhead in accordance with UMO's instructions. b. Offloads equipment from railcars in accordance with PSA officials' instructions. c. Moves equipment to SPOE marshaling area in accordance with PSA officials' instructions. d. Employs safety procedures. <p>6. SPOE team performs SPOE marshaling area maintenance.</p> <ul style="list-style-type: none"> a. Performs after-operations PMCS in accordance with the redeployment movement plan and appropriate technical manuals. b. Notifies supervisor of maintenance problems beyond operator's capability. c. Checks vehicles, cargo, and personal gear for completeness, damage, proper markings, and compliance with loading plans. d. Conducts final preparation of vehicles and equipment in accordance with the redeployment movement plan. e. Adjusts vehicle fuel levels in accordance with port call message and PSA officials and UMO's instructions. f. Turns in excess fuel and petroleum, oil, and lubricant products in accordance with UMO's instructions. g. Verifies placement of placards, labels, and certification documents on hazardous material in accordance with PSA officials and UMO's instructions. h. Corrects deficiencies on vehicles, cargo, and personal gear in accordance with SPOE team leaders' instructions. i. Moves to SPOE vehicle and equipment cleaning site. j. Employs safety procedures. k. Employs environmental stewardship procedures. <p>7. SPOE team performs U.S. Department of Agriculture cleaning activities.</p> <ul style="list-style-type: none"> a. Performs vehicle cleaning in accordance with instructions from cleaning site personnel. b. Corrects U.S. Department of Agriculture inspection deficiencies in accordance with U.S. Department of Agriculture officials' instructions. c. Moves vehicles and equipment to designated sterile area in accordance with unit leaders' instructions. <p>*8. SPOE team leaders supervise final preparation of vehicles, equipment, cargo, and personal gear for redeployment by sealift.</p> <ul style="list-style-type: none"> a. Inspect military shipping labels, markings, customs labels, and decontamination tags on vehicles and equipment for compliance with redeployment standing operating procedures (SOP), port call message, and UMO's instructions. b. Monitor customs inspection to ensure deficiencies are corrected. c. Inspect vehicles and cargo to ensure deficiencies noted during acceptance 		

TASK STEPS AND PERFORMANCE MEASURES	GO	NO-GO
<p>inspection have been corrected.</p> <ul style="list-style-type: none"> d. Coordinate maintenance assistance with commander and/or SPOE team OIC. e. Enforce safety procedures. f. Enforce environmental stewardship procedures. <p>9. SPOE team performs final preparation of vehicles, equipment, cargo, and personal gear for redeployment.</p> <ul style="list-style-type: none"> a. Moves vehicles and equipment to SPOE staging area. b. Stages vehicles for loading. c. Corrects deficiencies in shipping documents, markings, customs labels, and decontamination tags on vehicles and equipment. d. Corrects deficiencies noted during customs inspection. e. Drives vehicles to call forward area. f. Employs safety procedures. g. Employs environmental stewardship procedures. <p>*10. UMO updates transportation documentation.</p> <ul style="list-style-type: none"> a. Verifies deployment equipment list by conducting physical inspection of equipment. b. Updates deployment equipment list. c. Verifies the presence of supercargoes by conducting roll call. d. Updates supercargo manifest. e. Provides changes to deployment equipment list and supercargo manifest to PSA officials. <p>11. SPOE team returns to unit area.</p> <ul style="list-style-type: none"> a. Assembles personnel for return to unit area in accordance with commander or SPOE team OIC's instructions. b. Reports to transportation loading area. c. Loads baggage on vehicles. d. Boards transportation to return to unit. 		

TASK PERFORMANCE / EVALUATION SUMMARY BLOCK							
ITERATION	1	2	3	4	5	M	TOTAL
TOTAL TASK STEPS EVALUATED							
TOTAL TASK STEPS "GO"							
TRAINING STATUS "GO"/"NO-GO"							

* indicates a leader task step.

SUPPORTING INDIVIDUAL TASKS

Task Number	Task Title	References
091-CLT-3009(SL4)	Supervise Maintenance Operations	STP 21-24-SMCT
091-CLT-4029(SL2)	Supervise Preventive Maintenance Checks and Services (PMCS)	STP 21-24-SMCT

SUPPORTING INDIVIDUAL TASKS

Task Number	Task Title	References
101-92Y-0004(SL2)	Enforce Property Accountability Policies	STP 21-24-SMCT
101-92Y-0005(SL2)	Enforce Compliance with Property Accountability Policies	STP 21-24-SMCT
101-92Y-0006(SL2)	Inspect Equipment for Accountability, Cleanliness, and Serviceability	STP 21-24-SMCT
850-001-2000(SL2)	Employ Accident Prevention Measures and Risk Management Process	STP 21-24-SMCT
850-001-3001(SL3)	Control Mission Safety Hazard	STP 21-24-SMCT
850-001-4001(SL4)	Integrate Risk Management Into Platoon	STP 21-24-SMCT

SUPPORTING COLLECTIVE TASKS: None

OPFOR TASKS AND STANDARDS

TASK: Conduct Air Attacks (34-OPFOR-1006)

CONDITION: Opposing force (OPFOR) elements in the rear area have forwarded the coordinates of enemy facilities and elements. OPFOR aircraft have been dispatched to attack enemy installations or convoys.

STANDARD: Locate support sites, command and control facilities, and/or convoys. Conduct attack runs on designated targets. Enemy equipment, supplies, and vehicles are destroyed and enemy personnel are killed.

TASK: Conduct Aerial Reconnaissance (34-OPFOR-1007)

CONDITION: OPFOR HQ requires intelligence on the location and identification of enemy elements. Aircraft is dispatched to take photographs and conduct a visual inspection of enemy area.

STANDARD: Locate and photograph enemy positions in assigned sectors, including support and storage bases and command and control facilities. Visual checks are conducted when possible. The enemy is not engaged. Priority intelligence requests and other information requirements (IRs) are reported to OPFOR HQ.

TASK: Conduct Raid (34-OPFOR-1009)

CONDITION: OPFOR element has occupied an objective rally point and has orders to conduct a raid on a rear area base.

STANDARD: Surprise the enemy forces. Assault enemy support base and accomplish assigned tasks. Specified equipment and supplies are destroyed. Decisive engagement is avoided. All personnel are withdrawn from the area within the prescribed time. The collected intelligence data satisfies the priority intelligence requirements (PIRs).

ELEMENTS: Company Headquarters
 General Support Company Military Battalion

TASK: Perform Aerial Port of Embarkation Activities for Redeployment (63-2-8020.34-0001)

(FM 100-17) (FM 55-1) (FM 4-01.30)
 (FM 55-60) (FM 4-01.011)

ITERATION: 1 2 3 4 5 M (Circle)

COMMANDER/LEADER ASSESSMENT: T P U (Circle)

CONDITIONS: The unit arrives at the aerial port of embarkation (APOE) marshaling area for aerial redeployment. The higher headquarters has an advance party to assist in coordinating APOE activities. Transportation support is available. The redeployment movement plan and port call message are available. The unit has a unit movement officer (UMO) and alternate. The unit is redeploying as part of higher headquarters redeployment. A theater support command is in place and has assumed overall responsibility for all logistics operations in the theater, to include port operations. APOE activities are performed day or night under all environmental conditions. Some iterations of this task should be performed in mission-oriented protective posture level 4 (MOPP4).

TASK STANDARDS: APOE activities are performed in accordance with the redeployment movement plan and departure airfield control (DACG) group instructions.

TASK STEPS AND PERFORMANCE MEASURES	GO	NO-GO
<p>*1. Commander directs APOE activities.</p> <ul style="list-style-type: none"> a. Notifies higher headquarters advance party that the unit has arrived at the APOE. b. Coordinates with the battalion intelligence officer (S2) or battalion operations officer (S3), DACG, or theater support command to verify movement schedules, procedures, and requirements. c. Provides manifest of unit personnel and shipper's declaration of dangerous goods to higher headquarters for review. d. Briefs unit on duties and responsibilities, to include reverse manifesting schedule, customs requirements, and transportation of personnel and baggage. e. Directs unit to conduct final preparation of vehicles and equipment. f. Conducts acceptance inspection of vehicles and equipment with DACG officials at the alert holding area. g. Directs unit to correct deficiencies noted during acceptance inspection. h. Transfers custody of equipment and cargo to DACG officials. i. Briefs the higher headquarters commander on status of APOE activities. <p>*2. UMO supervises APOE activities.</p> <ul style="list-style-type: none"> a. Coordinates with S2 and S3 for transportation, maintenance, and logistics support. b. Coordinates with S2, S3, or DACG to verify movement schedules, procedures, and requirements. c. Coordinates with battalion supply officer (S4) to ensure adequate shoring, dunnage, and floor protection is on hand and readily available for loading. 		

TASK STEPS AND PERFORMANCE MEASURES	GO	NO-GO
<ul style="list-style-type: none"> d. Verifies unit vehicles, equipment, cargo, and secondary loads are properly marked and prepared for redeployment. e. Coordinates with S2, S3, or site coordinator for equipment cleaning support. f. Coordinates with DACG to verify loading sequence of vehicles and equipment. g. Designates personnel to verify weight and center of balance marks. h. Briefs designated personnel on weight and center of balance marks verification requirements. i. Verifies that deficiencies noted during inspection have been corrected. j. Verifies the presence of all manifested personnel by conducting roll call. k. Provides verified personnel and cargo manifest to DACG at the alert holding area. l. Provides load teams to load and tie down unit equipment. <p>3. Unit performs DACG marshaling activities.</p> <ul style="list-style-type: none"> a. Performs after-operations preventive maintenance checks and services (PMCS) in accordance with appropriate technical manuals. b. Notifies supervisor of maintenance problems beyond operator's capability to repair. c. Conducts final preparation of vehicles and equipment in accordance with DOD 4500.9-R, PT III and UMO's instructions. d. Adjusts vehicle fuel levels in accordance with TM 38-250 and DACG officials' instructions. e. Turns in excess fuel and petroleum, oil, and lubricant products in accordance with UMO's instructions. f. Corrects deficiencies on vehicles, cargo, and personal gear in accordance with unit leaders' instructions. g. Corrects deficiencies on placement of placards, labels, and certification documents on hazardous material in accordance with UMO or noncommissioned officer (NCO), unit leaders and U.S. Bureau of Customs and Border Protection (CBP) officials and U.S. Department of Agriculture (USDA) officials' instructions, if necessary. h. Moves vehicles and equipment to APOE cleaning site or alert holding area, as directed. i. Employs safety procedures. j. Employs environmental stewardship procedures. <p>4. Unit processes vehicles and equipment through the APOE cleaning site.</p> <ul style="list-style-type: none"> a. Delivers vehicles to APOE cleaning site in accordance with UMO's instructions. b. Performs vehicle cleaning in accordance with DACG officials' instructions. c. Returns vehicles and equipment to unit area in accordance with unit leaders' instructions. 		

TASK STEPS AND PERFORMANCE MEASURES	GO	NO-GO
<p>*5. Unit leaders supervise final preparation of vehicles, equipment, cargo, and personal gear for redeployment.</p> <ul style="list-style-type: none"> a. Inspect shipping documents, markings, customs labels, and decontamination tags on vehicles, equipment, cargo, and personal gear for compliance with the redeployment movement plan and UMO's instructions. b. Monitor customs inspection to ensure deficiencies are corrected. c. Inspect vehicles and cargo to ensure deficiencies noted during acceptance inspection have been corrected. d. Coordinate with the UMO for assistance in correcting shipping documentation and maintenance deficiencies, as required. e. Enforce safety procedures. f. Enforce environmental stewardship procedures. <p>6. Unit performs APOE alert holding area activities.</p> <ul style="list-style-type: none"> a. Drives vehicles to call forward area, as directed. b. Boards transportation to terminal, as directed. c. Employs safety procedures. <p>7. Unit performs APOE passenger activities.</p> <ul style="list-style-type: none"> a. Reports to designated location for safety and antiterrorism briefing, security screen, and customs inspection in accordance with UMO's instructions. b. Remains in quarantined area in accordance with DACG officials' instructions. c. Provides baggage detail, as directed, to load unit baggage on aircraft. d. Boards aircraft in accordance with loadmaster's instructions. 		

TASK PERFORMANCE / EVALUATION SUMMARY BLOCK							
ITERATION	1	2	3	4	5	M	TOTAL
TOTAL TASK STEPS EVALUATED							
TOTAL TASK STEPS "GO"							
TRAINING STATUS "GO"/"NO-GO"							

* indicates a leader task step.

SUPPORTING INDIVIDUAL TASKS

Task Number	Task Title	References
091-CLT-3009(SL4)	Supervise Maintenance Operations	STP 21-24-SMCT
091-CLT-4029(SL2)	Supervise Preventive Maintenance Checks and Services (PMCS)	STP 21-24-SMCT
551-88N-0004(SL3)	Coordinate Unit Movement	STP 21-24-SMCT
850-001-2000(SL2)	Employ Accident Prevention Measures and Risk Management Process	STP 21-24-SMCT
850-001-3001(SL3)	Control Mission Safety Hazard	STP 21-24-SMCT
850-001-4001(SL4)	Integrate Risk Management Into Platoon	STP 21-24-SMCT

SUPPORTING COLLECTIVE TASKS: None

OPFOR TASKS AND STANDARDS

TASK: Conduct Air Attacks (34-OPFOR-1006)

CONDITION: Opposing force (OPFOR) elements in the rear area have forwarded the coordinates of enemy facilities and elements. OPFOR aircraft have been dispatched to attack enemy installations or convoys.

STANDARD: Locate support sites, command and control facilities, and/or convoys. Conduct attack runs on designated targets. Enemy equipment, supplies, and vehicles are destroyed and enemy personnel are killed.

TASK: Conduct Aerial Reconnaissance (34-OPFOR-1007)

CONDITION: OPFOR HQ requires intelligence on the location and identification of enemy elements. Aircraft is dispatched to take photographs and conduct a visual inspection of enemy area.

STANDARD: Locate and photograph enemy positions in assigned sectors, including support and storage bases and command and control facilities. Visual checks are conducted when possible. The enemy is not engaged. Priority intelligence requests and other information requirements (IRs) are reported to OPFOR HQ.

TASK: Conduct Raid (34-OPFOR-1009)

CONDITION: OPFOR element has occupied an objective rally point and has orders to conduct a raid on a rear area base.

STANDARD: Surprise the enemy forces. Assault enemy support base and accomplish assigned tasks. Specified equipment and supplies are destroyed. Decisive engagement is avoided. All personnel are withdrawn from the area within the prescribed time. The collected intelligence data satisfies the priority intelligence requirements (PIRs).

ELEMENTS: Company Headquarters
 General Support (GS) Company Military (MI) Battalion

TASK: Perform Aerial Port of Debarkation Activities for Redeployment (63-2-8021.34-0001)
 (FM 55-1) (FM 4-01.30) (FM 55-60)
 (FM 4-01.011)

ITERATION: 1 2 3 4 5 M (Circle)

COMMANDER/LEADER ASSESSMENT: T P U (Circle)

CONDITIONS: Aircraft carrying main body lands at the aerial port of departure (APOD). The higher HQ has an advance party at the APOD to assist in coordinating APOD activities. Representatives from the higher HQ advance party, supporting installation, and arrival airfield control group (AACG) meet the aircraft. AACG officials request that unit personnel assist in offloading the aircraft. The AACG has designated a holding area and a marshaling area (MA) for the unit to complete APOD activities. Transportation is available to move the unit to the MA and home station. The redeployment movement plan is available. APOD activities are performed day or night under all environmental conditions. This task should not be trained in mission-oriented protective posture level 4 (MOPP4).

TASK STANDARDS: APOD activities are performed in accordance with the redeployment movement plan and AACG officials and commander's instructions.

Note: Reserve Component (RC)-specific tasks and performance measures are annotated "[RC]."

TASK STEPS AND PERFORMANCE MEASURES	GO	NO-GO
<p>*1. Commander coordinates arrival of personnel.</p> <ul style="list-style-type: none"> a. Coordinates with higher HQ advance party and AACG officials upon arrival for U.S. Department of Agriculture (USDA) and U.S. Bureau of Customs and Border Protection (CBP) inspections, location of holding and marshaling areas, maintenance support, movement support, security and other special APOD requirements. b. Assembles unit in holding area. c. Coordinates with battalion intelligence officer (S2) and battalion operations officer (S3) to verify arrangements for movement to home station or demobilization station. [RC] d. Coordinates with S2 or S3 section to verify demobilization station reporting procedures and point of contact (POC). [RC] e. Briefs unit leaders on APOD requirements and movement arrangements. f. Briefs higher HQ advance party officer in charge (OIC) on APOD activities, as required. <p>*2. Unit movement officer (UMO) coordinates APOD activities.</p> <ul style="list-style-type: none"> a. Coordinates with AACG for offloading and movement schedules. b. Briefs unit leaders on offloading and movement schedules. c. Provides AACG, supporting installation officials, and higher HQ staff personnel representative a copy of the deployment equipment list (DEL). 		

TASK STEPS AND PERFORMANCE MEASURES	GO	NO-GO
<p>d. Coordinates with S2 and S3 representatives for convoy routes, maps, and timetable for road move to home station or designated demobilization station. [RC]</p> <p>e. Coordinates with battalion supply officer (S4) representatives for fuel and supplies for road move to home station or demobilization station. [RC]</p> <p>f. Briefs commander on APOD activities.</p> <p>*3. Unit leaders supervise APOD activities.</p> <p>a. Inspects personnel and weapons for accountability as they exit aircraft.</p> <p>b. Briefs personnel on APOD requirements based on commander's instructions.</p> <p>c. Monitors USDA and CBP inspections to ensure personnel comply with USDA and CBP officials' instructions.</p> <p>d. Designates personnel to assist in offloading aircraft, as required.</p> <p>e. Inspects personnel and personal gear at the holding area and MA to ensure all personnel have arrived with required personal gear.</p> <p>f. Briefs commander on APOD activities.</p> <p>4. Unit performs APOD activities.</p> <p>a. Disembarks aircraft in accordance with loadmaster's instructions.</p> <p>b. Assembles in APOD holding area, as directed.</p> <p>c. Performs offloading activities in accordance with AACG officials and loadmaster's instructions.</p> <p>d. Moves to APOD MA in accordance with commander's instructions.</p> <p>e. Inspects vehicles and equipment to ensure all equipment is offloaded and serviceable.</p> <p>f. Notifies unit leaders of vehicle and/or equipment deficiencies that cannot be corrected.</p> <p>g. Reconfigures vehicles and cargo for road movement, if necessary.</p> <p>h. Prepares convoy for movement to home station or demobilization station, if necessary.</p> <hr/> <p>Note: See task steps 2 through 5 of Task 63-2-8008 for detailed convoy preparation procedures.</p> <hr/> <p>i. Loads baggage on transportation for movement to home station or demobilization station as directed. [RC]</p> <p>j. Boards transportation for movement to home station or demobilization station as directed. [RC]</p> <p>k. Employs safety procedures.</p>		

TASK PERFORMANCE / EVALUATION SUMMARY BLOCK							
ITERATION	1	2	3	4	5		TOTAL
TOTAL TASK STEPS EVALUATED							
TOTAL TASK STEPS "GO"							
TRAINING STATUS "GO"/"NO-GO"							

* indicates a leader task step.

SUPPORTING INDIVIDUAL TASKS

Task Number	Task Title	References
101-92Y-0006(SL2)	Inspect Equipment for Accountability, Cleanliness, and Serviceability	STP 21-24-SMCT
551-88N-0002(SL2)	Prepare for Unit Movement	STP 21-24-SMCT
551-88N-0004(SL3)	Coordinate Unit Movement	STP 21-24-SMCT
850-001-2000(SL2)	Employ Accident Prevention Measures and Risk Management Process	STP 21-24-SMCT
850-001-3001(SL3)	Control Mission Safety Hazard	STP 21-24-SMCT
850-001-4001(SL4)	Integrate Risk Management Into Platoon	STP 21-24-SMCT

SUPPORTING COLLECTIVE TASKS: None

OPFOR TASKS AND STANDARDS

TASK: Conduct Air Attacks (34-OPFOR-1006)

CONDITION: Opposing force (OPFOR) elements in the rear area have forwarded the coordinates of enemy facilities and elements. OPFOR aircraft have been dispatched to attack enemy installations or convoys.

STANDARD: Locate support sites, command and control facilities, and/or convoys. Conduct attack runs on designated targets. Enemy equipment, supplies, and vehicles are destroyed and enemy personnel are killed.

TASK: Conduct Aerial Reconnaissance (34-OPFOR-1007)

CONDITION: OPFOR HQ requires intelligence on the location and identification of enemy elements. Aircraft is dispatched to take photographs and conduct a visual inspection of enemy area.

STANDARD: Locate and photograph enemy positions in assigned sectors, including support and storage bases and command and control facilities. Visual checks are conducted when possible. The enemy is not engaged. Priority intelligence requests and other information requirements (IRs) are reported to OPFOR HQ.

ELEMENTS: Company Headquarters
 General Support (GS) Company Military Intelligence (MI) Battalion

TASK: Perform Home Station Activities (63-2-8022.34-0001)
 (FM 100-17)

ITERATION: 1 2 3 4 5 M (Circle)

COMMANDER/LEADER ASSESSMENT: T P U (Circle)

CONDITIONS: The unit main body arrives at home station prior to equipment arrival at the seaport of debarkation (SPOD). The higher HQ main body has arrived and the higher echelon HQ is operational. The unit receives notification of ship arrival schedule from the installation transportation officer (ITO). The redeployment movement plan is available. The unit's welcome home reception activities have been coordinated with higher HQ support installations and rear detachment officer in charge (OIC) prior to the unit's arrival. Reserve Component (RC) units have processed through a designated demobilization station prior to arrival at home station. Home station activities are performed day or night under all environmental conditions. This task should not be trained in mission-oriented protective posture level 4 (MOPP4).

TASK STANDARDS: Home station activities are accomplished in accordance with the redeployment movement plan and the commander's instructions.

Note: RC-specific tasks and performance measures are annotated "[RC]."

TASK STEPS AND PERFORMANCE MEASURES	GO	NO-GO
<p>*1. Commander directs home station activities.</p> <ul style="list-style-type: none"> a. Coordinates with higher headquarters commander and staff to identify requirements prior to arrival of equipment. b. Directs personnel to complete redeployment requirements based on the redeployment movement plan and higher headquarters commander's instructions. c. Coordinates with the battalion intelligence officer (S2), battalion operations officer (S3) or ITO to identify unit's SPOD requirements for returning equipment. d. Designates an equipment reception team to receive vehicles and equipment at SPOD. e. Directs personnel to inventory, clean, and inspect vehicles, equipment, weapons and personal gear, as it is redeployed to home station. f. Coordinates with the battalion supply officer (S4) for procedures to turn in float and replacement equipment. g. Coordinates with battalion commander and staff for guidance on reception activities. h. Approves after-action reports. i. Briefs unit on reception activities. <p>2. Unit movement officer (UMO) performs home station activities.</p> <ul style="list-style-type: none"> a. Coordinates with ITO for transportation support. b. Briefs equipment reception team leader on SPOD requirements. c. Verifies that all deployment equipment list (DEL) vehicles and equipment have 		

TASK STEPS AND PERFORMANCE MEASURES	GO	NO-GO
<p>been redeployed, by conducting physical inventory.</p> <ul style="list-style-type: none"> d. Notifies commander of discrepancies in the DEL, if necessary. e. Updates AUEL, as required. <p>3. Unit headquarters performs home station personnel and administrative actions.</p> <ul style="list-style-type: none"> a. Debriefs personnel in accordance with commander's instructions. b. Coordinates reception activities in accordance with commander's guidance. c. Consolidates unit after-action reports. d. Prepares after-action reports in accordance with the redeployment movement plan and commander's instructions. e. Submits after-action reports to commander for approval. f. Distributes after-action reports in accordance with the redeployment movement plan and commander's instructions. g. Maintains after-action reports and records in accordance with the redeployment movement plan and commander's instructions. h. Briefs redeploying personnel on all entitlements resulting from active duty tour. [RC] i. Identifies pending personnel actions of redeploying soldiers to determine unit and/or soldier actions needed, if any, such as ratings, awards, financial actions, Uniform Code of Military Justice (UCMJ) actions, line of demarcation (LOD) investigations, physicals, etc. <p>4. Unit HQ performs home station supply activities.</p> <ul style="list-style-type: none"> a. Turns in float and replacement equipment, in accordance with commander's instructions. b. Inspects weapons, basic loads, and consolidated training activity (CTA) items for accountability and serviceability. <p>*5. Unit leaders supervise home station activities.</p> <ul style="list-style-type: none"> a. Inspect vehicles, equipment, weapons, and personal gear for accountability compliance with the redeployment movement plan, maintenance SOP and commander's instructions. b. Direct personnel to correct deficiencies in vehicles, equipment, weapons and personal gear, as required. c. Submit after-action reports to unit headquarters, in accordance with commander's instructions. <p>6. Equipment reception team leader performs home station equipment reception activities.</p> <ul style="list-style-type: none"> a. Coordinates with UMO or ITO for transportation support to SPOD. b. Briefs equipment reception team on equipment reception schedule and requirements. c. Supervises movement to SPOD in accordance with UMO's instructions. <p>7. Unit performs home station activities.</p>		

TASK STEPS AND PERFORMANCE MEASURES	GO	NO-GO
<p>a. Completes redeployment personnel and administrative requirements based on the redeployment movement plan and commander's instructions.</p> <p>b. Inventories, cleans, and inspects vehicles, equipment, weapons and personal gear, in accordance with the redeployment movement plan, maintenance SOP, and commander's instructions.</p>		

TASK PERFORMANCE / EVALUATION SUMMARY BLOCK							
ITERATION	1	2	3	4	5		TOTAL
TOTAL TASK STEPS EVALUATED							
TOTAL TASK STEPS "GO"							
TRAINING STATUS "GO"/"NO-GO"							

* indicates a leader task step.

SUPPORTING INDIVIDUAL TASKS

Task Number	Task Title	References
091-CLT-4029(SL2)	Supervise Preventive Maintenance Checks and Services (PMCS)	STP 21-24-SMCT
101-92Y-0004(SL2)	Enforce Property Accountability Policies	STP 21-24-SMCT
101-92Y-0005(SL2)	Enforce Compliance with Property Accountability Policies	STP 21-24-SMCT
101-92Y-0006(SL2)	Inspect Equipment for Accountability, Cleanliness, and Serviceability	STP 21-24-SMCT

SUPPORTING COLLECTIVE TASKS: None

OPFOR TASKS AND STANDARDS: None

ELEMENTS: Company Headquarters
 General Support (GS) Company Military Intelligence (MI) Battalion

TASK: Perform Seaport of Debarkation Activities for Redeployment (63-2-8023.34-0001)
 (FM 100-17) (FM 55-1) (FM 4-01.30)
 (FM 55-50)

ITERATION: 1 2 3 4 5 M (Circle)

COMMANDER/LEADER ASSESSMENT: T P U (Circle)

CONDITIONS: Unit equipment and supercargoes have arrived at the seaport of debarkation (SPOD). The commander has designated an officer in charge (OIC) or noncommissioned officer in charge (NCOIC) to accompany the unit equipment reception team to the SPOD holding area. The equipment reception team has been trained and briefed on duties and responsibilities. The redeployment movement plan is available. Higher headquarters staff element is located in the SPOD to assist in coordinating SPOD activities. Transportation support is available. The port support authority (PSA) has coordinated for ship offloading and designated an area for equipment to be inventoried and inspected as it is offloaded. Rail and road marshaling areas have been designated to prepare vehicles and equipment for movement. Sufficient railcars and vehicles are available to move the unit equipment and designated personnel to home station. SPOD activities are performed day or night under all environmental conditions. If SPOD is a military seaport, the commander may designate a rail-loading team chief and rail-loading team to perform rail-loading activities.

Note: Some iterations of this task should be performed in mission-oriented protective posture level 4 (MOPP4).

TASK STANDARDS: SPOD activities are performed in accordance with the redeployment movement plan and PSA officials and commander's guidance.

TASK STEPS AND PERFORMANCE MEASURES	GO	NO-GO
<p>*1. Equipment reception team OIC or NCOIC directs seaport of debarkation (SPOD) activities.</p> <ul style="list-style-type: none"> a. Coordinates with higher headquarters staff element and PSA officials upon arrival for U.S. Department of Agriculture (USDA) and U.S. Bureau of Customs and Border Protection (CBP) inspections, location of holding and marshaling areas, maintenance support, movement, security, and other special SPOD requirements. b. Coordinates with higher headquarters battalion supply officer (S4) and/or PSA officials for support for unit personnel while at the SPOD. c. Assembles equipment reception team in holding area. d. Conducts acceptance inspection with PSA officials. e. Notifies higher headquarters staff element OIC and S4 representative of missing or damaged equipment. f. Assumes custody of equipment and cargo in accordance with higher headquarters staff personnel representatives and PSA officials' instructions. g. Coordinates with the battalion intelligence officer (S2) or battalion operations officer (S3) to verify arrangements for movement to home station. h. Verifies arrival, morale, and welfare of supercargoes. i. Reestablishes accountability and responsibility for supercargoes. j. Directs equipment reception team to proceed to convoy marshaling area, in 		

TASK STEPS AND PERFORMANCE MEASURES	GO	NO-GO
<p>accordance with the S2 and S3's instructions.</p> <ul style="list-style-type: none"> k. Monitors preparation of equipment for road convoy or rail movement to ensure compliance with tactical standing operating procedures (TSOP). l. Briefs equipment reception team leaders on SPOD requirements. m. Briefs unit commander and higher headquarters staff element OIC on SPOD activities. <p>*2. The unit movement officer (UMO) supervises unit activities at SPOD.</p> <ul style="list-style-type: none"> a. Coordinates with S4 representative to identify offloading schedules, location of holding and marshaling areas, and other SPOD information. b. Briefs personnel on offloading schedules, location of marshaling areas, and USDA, CBP, and other special SPOD requirements. c. Coordinates with S4 representative and/or PSA officials to identify loading plans, schedules, and sites for rail movement. d. Provides rail-loading plans to rail-loading team chief. e. Monitors rail-loading procedures to ensure compliance with PSA officials' instructions. f. Monitors preparation of equipment for road convoy to ensure compliance with movement plan. g. Coordinates with S2 and S3 representatives for convoy routes, maps, and timetable for road move. h. Coordinates with S4 representatives for fuel and supplies for road move. i. Briefs equipment reception team on convoy requirements. j. Briefs commander on SPOD activities. <p>3. Supercargoes perform SPOD activities.</p> <ul style="list-style-type: none"> a. Disembark ship. b. Report to customs inspection site. c. Report to equipment reception team OIC upon completion of customs inspection. <p>4. Equipment reception team performs equipment reception activities.</p> <ul style="list-style-type: none"> a. Offloads vehicles and equipment in accordance with PSA officials' instructions. b. Inspects equipment to ensure all equipment is offloaded and operational. c. Notifies unit movement officer of deficiencies that cannot be corrected. d. Moves vehicles to USDA and customs inspection site(s) in accordance with unit movement officer's (UMO's) instructions. e. Moves vehicles to rail-loading site. f. Performs rail-loading activities. 		
<hr/> <p>Note: See task steps 10 and 11 of Task 63-2-8018 for detailed rail-loading procedures.</p> <hr/> <ul style="list-style-type: none"> g. Moves vehicles and cargo to SPOD rail or convoy marshaling area. h. Reconfigures vehicles and cargo for road movement. i. Fuels vehicles for convoy. 		

TASK STEPS AND PERFORMANCE MEASURES	GO	NO-GO
<p>j. Prepares convoy for movement.</p> <hr/> <p>Note: See task steps 2 through 5 of Task 63-2-8007 for detailed convoy preparation procedures.</p> <hr/> <p>k. Notifies commander when equipment reception team is prepared to move.</p>		

TASK PERFORMANCE / EVALUATION SUMMARY BLOCK							
ITERATION	1	2	3	4	5	M	TOTAL
TOTAL TASK STEPS EVALUATED							
TOTAL TASK STEPS "GO"							
TRAINING STATUS "GO"/"NO-GO"							

* indicates a leader task step.

SUPPORTING INDIVIDUAL TASKS

Task Number	Task Title	References
101-92Y-0006(SL2)	Inspect Equipment for Accountability, Cleanliness, and Serviceability	STP 21-24-SMCT
551-88N-0002(SL2)	Prepare for Unit Movement	STP 21-24-SMCT
551-88N-0004(SL3)	Coordinate Unit Movement	STP 21-24-SMCT
850-001-2000(SL2)	Employ Accident Prevention Measures and Risk Management Process	STP 21-24-SMCT
850-001-3001(SL3)	Control Mission Safety Hazard	STP 21-24-SMCT
850-001-4001(SL4)	Integrate Risk Management Into Platoon	STP 21-24-SMCT

SUPPORTING COLLECTIVE TASKS: None

OPFOR TASKS AND STANDARDS

TASK: Conduct Air Attacks (34-OPFOR-1006)

CONDITION: Opposing force (OPFOR) elements in the rear area have forwarded the coordinates of enemy facilities and elements. OPFOR aircraft have been dispatched to attack enemy installations or convoys.

STANDARD: Locate support sites, command and control facilities, and/or convoys. Conduct attack runs on designated targets. Enemy equipment, supplies, and vehicles are destroyed and enemy personnel are killed.

TASK: Conduct Aerial Reconnaissance (34-OPFOR-1007)

CONDITION: OPFOR HQ requires intelligence on the location and identification of enemy elements. Aircraft is dispatched to take photographs and conduct a visual inspection of enemy area.

STANDARD: Locate and photograph enemy positions in assigned sectors, including support and storage bases and command and control facilities. Visual checks are conducted when possible. The enemy is not engaged. Priority intelligence requests and other information requirements (IRs) are reported to OPFOR HQ.

ELEMENTS: Company Headquarters
 Three Collection and Jamming (C&J) Platoon Headquarters
 Electronic Warfare (EW) Platoon Headquarters
 Air Reconnaissance Platoon Headquarters
 General Support (GS) Company Military Intelligence (MI) Battalion

TASK: Perform Demobilization Station Activities (63-2-8024.34-0001)
 (FM 100-17)

ITERATION: 1 2 3 4 5 M (Circle)

COMMANDER/LEADER ASSESSMENT: T P U (Circle)

CONDITIONS: The unit has redeployed to the continental United States (CONUS) via airlift and arrived at the designated demobilization station via prearranged transportation. Aerial port of debarkation (APOD) activities (Task 63-2-8021) have been completed. The higher headquarters has an advance party at the demobilization station to assist in coordinating demobilization activities. Transportation support is available. The redeployment movement plan and port call message are available. The unit has a trained officer and/or noncommissioned officer (NCO) appointed as unit movement officer (UMO) and alternate UMO. The unit is deploying as part of a higher headquarters redeployment. Demobilization station activities are performed day or night. This task should not be trained in mission-oriented protective posture level 4 (MOPP4).

TASK STANDARDS: Demobilization station activities are performed in accordance with the redeployment movement plan and higher headquarters guidance.

TASK STEPS AND PERFORMANCE MEASURES	GO	NO-GO
<p>*1. Commander directs demobilization station activities.</p> <ul style="list-style-type: none"> a. Verifies accountability of personnel, weapons, and equipment. b. Notifies higher headquarters' advance party representative that the unit has arrived at the demobilization station. c. Directs unit headquarters to coordinate with demobilization station operations section to verify support for unit personnel, processing schedules, procedures, and requirements. d. Briefs unit on demobilization station duties and responsibilities. e. Directs convoy preparation activities. f. Verifies unit personnel have been fully briefed on entitlements. g. Verifies unit has completed arrangements for holdover personnel. h. Coordinates with higher headquarters staff elements and rear detachment, if applicable, on status of welcome home activities at home station. i. Verifies unit convoy is prepared to cross start point (SP). j. Briefs the higher headquarters commander or designated representative on status of demobilization station activities. <p>*2. UMO supervises demobilization station movement activities.</p> <ul style="list-style-type: none"> a. Prepares and/or updates movement plans for all modes of transportation. b. Coordinates with battalion supply officer (S4) and/or arrival airfield control group (AACG) officials for transportation, maintenance, logistics, and other support. 		

TASK STEPS AND PERFORMANCE MEASURES	GO	NO-GO
<p>c. Coordinates with battalion intelligence officer (S2) or battalion operations officer (S3) representative, air terminal movement control team, or AACG to verify movement schedules, procedures, and requirements.</p> <p>d. Supervises offloading and staging of unit vehicles in accordance with AACG guidance.</p> <p>e. Coordinates with S2 or S3 representative for convoy clearance.</p> <p>f. Supervises preparation of convey for movement to home station, if necessary.</p> <p>g. Enforces safety procedures.</p> <hr/> <p>Note: See task steps 2 through 5 of Task 63-2-8008 for detailed convoy preparation procedures.</p> <hr/> <p>3. Headquarters supervises demobilization station activities.</p> <p>a. Establishes accountability of personnel, weapons, and equipment.</p> <p>b. Verifies life support and logistical support for unit personnel with demobilization station staff elements.</p> <p>c. Directs unit to secure weapons in designated arms room.</p> <p>d. Directs unit to report to designated location for reverse soldier readiness processing briefing.</p> <p>e. Monitors reverse soldier readiness processing for unit personnel to resolve problems if they occur.</p> <p>f. Verifies unit personnel have completed all reverse soldier readiness processing stations.</p> <p>g. Verifies transportation arrangements for all unit personnel.</p> <p>4. Perform demobilization station activities.</p> <p>a. Assemble in designated location for reverse soldier readiness processing briefings.</p> <p>b. Perform reverse soldier readiness processing activities.</p> <p>c. Prepare for departure via convoy and/or government transportation to home station.</p> <p>d. Prepare convoy for movement to home station, if necessary.</p> <hr/> <p>Note: See task steps 2 through 5 of Task 63-2-8008 for detailed convoy preparation.</p> <hr/> <p>e. Load baggage on transportation for movement to home station.</p> <p>f. Board transportation for movement to home station.</p> <p>g. Employ safety procedures.</p>		

* indicates a leader task step.

TASK PERFORMANCE / EVALUATION SUMMARY BLOCK							
ITERATION	1	2	3	4	5		TOTAL
TOTAL TASK STEPS EVALUATED							
TOTAL TASK STEPS "GO"							
TRAINING STATUS "GO"/"NO-GO"							

SUPPORTING INDIVIDUAL TASKS

Task Number	Task Title	References
101-92Y-0004(SL2)	Enforce Property Accountability Policies	STP 21-24-SMCT
101-92Y-0006(SL2)	Inspect Equipment for Accountability, Cleanliness, and Serviceability	STP 21-24-SMCT
551-88N-0002(SL2)	Prepare for Unit Movement	STP 21-24-SMCT
551-88N-0003(SL4)	Plan Unit Move	STP 21-24-SMCT
551-88N-0004(SL3)	Coordinate Unit Movement	STP 21-24-SMCT
805C-PAD-2461(SL2)	Maintain Accountability of Personnel (Status Report)	STP 21-24-SMCT

SUPPORTING COLLECTIVE TASKS: None

OPFOR TASKS AND STANDARDS

TASK: Conduct Air Attacks (34-OPFOR-1006)

CONDITION: Opposing force (OPFOR) elements in the rear area have forwarded the coordinates of enemy facilities and elements. OPFOR aircraft have been dispatched to attack enemy installations or convoys.

STANDARD: Locate support sites, command and control facilities, and/or convoys. Conduct attack runs on designated targets. Enemy equipment, supplies, and vehicles are destroyed, and enemy personnel are killed.

ELEMENTS: Three Collection and Jamming (C&J) Platoon headquarters
 Electronic Warfare (EW) Platoon Headquarters
 Air Reconnaissance Platoon Headquarters
 Company Headquarters
 General Support (GS) Company Military Intelligence (MI) Battalion

TASK: Conduct Integration Activities (63-2-8025.34-0001)
 (FM 100-17-3)

ITERATION: 1 2 3 4 5 M (Circle)

COMMANDER/LEADER ASSESSMENT: T P U (Circle)

CONDITIONS: Unit is in the process of deploying following receipt of an operation order (OPORD). The unit has arrived at the port of debarkation, moved through the designated staging site, and closed in the theater assembly area. Before moving onward from the staging area, the unit verifies that it has met mission readiness criteria. The unit initiates command and control procedures with the gaining command. The unit security plan, unit access rosters, tactical standing operating procedures (TSOP) and current maps are available. The unit is deploying as part of a higher echelon deployment. Integration activities are performed day or night under all environmental conditions. Some iterations of this task should be performed in mission-oriented protective posture level 4 (MOPP4).

TASK STANDARDS: Personnel and equipment are combat ready and integrated into the operational mission of the gaining tactical force commander.

TASK STEPS AND PERFORMANCE MEASURES	GO	NO-GO
<p>*1. Commander supervises integration activities.</p> <ul style="list-style-type: none"> a. Directs communications linkup into gaining command network. b. Directs unit to occupy area designated by gaining command. c. Directs unit headquarters to integrate unit security plan into gaining command's operational force protection measures. d. Directs unit headquarters to integrate into the gaining command's combat service support system. e. Directs unit headquarters to submit reports in accordance with gaining command standing operating procedures (SOP) and operations plans. <p>2. Headquarters completes integration actions.</p> <ul style="list-style-type: none"> a. Enters tactical communications network. b. Integrates unit into theater assembly area security plan. c. Clarifies operational mission parameters with battalion support officer (S2) or battalion operations officer (S3). d. Submits required reports to gaining command. e. Conducts training as directed by gaining command. f. Coordinates support requirements with gaining command. g. Establishes direct support relationships with various support elements in the support structure to include supply, services, maintenance, and medical. h. Assumes missions as directed by gaining command. 		

TASK PERFORMANCE / EVALUATION SUMMARY BLOCK							
ITERATION	1	2	3	4	5	M	TOTAL
TOTAL TASK STEPS EVALUATED							
TOTAL TASK STEPS "GO"							
TRAINING STATUS "GO"/"NO-GO"							

* indicates a leader task step.

SUPPORTING INDIVIDUAL TASKS

Task Number	Task Title	References
113-637-2001(SL1)	Communicate Via a Tactical Radio	STP 21-1-SMCT
151-357-0002(SL4)	Coordinate Combat Service Support (CSS) Operations	STP 21-24-SMCT
159-200-2020(SL4)	Integrate Threat Capabilities Into Mission Planning	STP 21-24-SMCT
805C-PAD-2461(SL2)	Maintain Accountability of Personnel (Status Report)	STP 21-24-SMCT

SUPPORTING COLLECTIVE TASKS: None

OPFOR TASKS AND STANDARDS: None

ELEMENTS: Three Collection and Jamming (C&J) Platoon Headquarters
 Electronic Warfare (EW) Platoon Headquarters
 Air Reconnaissance Platoon Headquarters
 Company Headquarters
 General Support (GS) Company Military Intelligence (MI) Battalion

TASK: Conduct Staging Activities (63-2-8026.34-0001)
 (FM 100-17-3)

ITERATION: 1 2 3 4 5 M (Circle)

COMMANDER/LEADER ASSESSMENT: T P U (Circle)

CONDITIONS: The unit is in the process of deploying following receipt of an operation order (OPORD). The unit has arrived in-theater at the aerial port of debarkation (APOD) and has moved to the theater staging base to reunite with unit equipment. The unit's equipment reception team has just arrived at the theater staging base from the seaport of debarkation (SPOD) with the equipment. The unit movement plan, security plan, unit access roster, tactical standing operating procedures (TSOP), and current maps are available. The unit has a trained officer and a noncommissioned officer (NCO) appointed as unit movement officer (UMO) and alternate UMO. The unit is deploying as part of a higher echelon deployment. Staging activities are performed day or night under all environmental conditions. Some iterations of this task should be performed in mission-oriented protective posture level 4 (MOPP4).

TASK STANDARDS: Personnel and equipment are mission capable, configured for the specific mission, and prepared for onward movement to the tactical assembly area.

Note: Because staging bases are not always available, units should be prepared to move directly to the tactical assembly area or into their area of operations from the port staging area. When this is necessary, the marshaling/staging functions are performed in a designated staging area in the vicinity of the port.

TASK STEPS AND PERFORMANCE MEASURES	GO	NO-GO
<p>*1. Commander supervises staging activities.</p> <ul style="list-style-type: none"> a. Directs accountability be established for unit personnel and equipment b. Marshals unit personnel and equipment in preparation for onward movement. c. Notifies command and control element of the theater staging base of unit arrival. d. Files initial unit status report as directed. e. Conducts road-to-war brief. f. Conducts threat brief for all soldiers. g. Conducts rules of engagement (ROE) brief. h. Directs movement planning. i. Notifies higher headquarters on status of unit. j. Receives daily situational briefings from unit leaders. k. Notifies theater staging base when readiness is achieved. 		

TASK STEPS AND PERFORMANCE MEASURES	GO	NO-GO
<p>2. Headquarters performs staging activities.</p> <ul style="list-style-type: none"> a. Establishes command post. b. Verifies accountability of personnel and equipment. c. Coordinates for life support. d. Provides information concerning staging area activities based on standing operating procedures (SOP) to element leaders. e. Conducts risk assessment for onward movement. f. Establishes communications with reception, staging, onward movement, and integration providers and higher-level commands. g. Establishes training objectives to be completed in the staging area. h. Verifies routes of march and support arrangements. i. Reports incremental buildup of combat power in accordance with theater staging base SOP. j. Conducts daily meetings with staging base operators. <p>*3. UMO performs staging activities.</p> <ul style="list-style-type: none"> a. Stages equipment in correct configuration for onward movement. b. Plans onward movement to the tactical assembly area. c. Coordinates with movement control team for onward movement. d. Prepares vehicles and equipment for movement. e. Verifies equipment is properly loaded on vehicles. f. Identifies convoy support centers. g. Prepares movement order. h. Briefs convoy personnel. i. Verifies start point (SP) time is established. <p>4. Conduct staging activities.</p> <ul style="list-style-type: none"> a. Verify support needs are met for unit personnel. b. Perform maintenance activities to ensure all equipment is serviceable and operational, to include refueling and preventive maintenance checks and services (PMCS). c. Upload equipment and supplies onto vehicles. d. Inventory all property. e. Identify all shortages. f. Sign hand receipts. g. Maintain personnel accountability. h. Draw basic loads of class I, II, V, and VIII. i. Initiate security measures as directed. 		

TASK STEPS AND PERFORMANCE MEASURES	GO	NO-GO
j. Perform force protection operations.		
k. Conduct training.		
l. Conduct test driving, bore sighting, and range activities.		

TASK PERFORMANCE / EVALUATION SUMMARY BLOCK							
ITERATION	1	2	3	4	5	M	TOTAL
TOTAL TASK STEPS EVALUATED							
TOTAL TASK STEPS "GO"							
TRAINING STATUS "GO"/"NO-GO"							

* indicates a leader task step.

SUPPORTING INDIVIDUAL TASKS

Task Number	Task Title	References
071-331-0815(SL1)	Practice Noise, Light, and Litter Discipline	STP 21-1-SMCT
805C-PAD-2461(SL2)	Maintain Accountability of Personnel (Status Report)	STP 21-24-SMCT

SUPPORTING COLLECTIVE TASKS: None

OPFOR TASKS AND STANDARDS

TASK: Conduct Air Attacks (34-OPFOR-1006)

CONDITION: Opposing force (OPFOR) elements in the rear area have forwarded the coordinates of enemy facilities and elements. OPFOR aircraft have been dispatched to attack enemy installations or convoys.

STANDARD: Locate support sites, command and control facilities, and/or convoys. Conduct attack runs on designated targets. Enemy equipment, supplies, and vehicles are destroyed and enemy personnel are killed.

TASK: Conduct Aerial Reconnaissance (34-OPFOR-1007)

CONDITION: OPFOR HQ requires intelligence on the location and identification of enemy elements. Aircraft is dispatched to take photographs and conduct a visual inspection of enemy area.

STANDARD: Locate and photograph enemy positions in assigned sectors, including support and storage bases and command and control facilities. Visual checks are conducted when possible. The enemy is not engaged. Priority intelligence requests and other information requirements (IRs) are reported to OPFOR HQ.

ELEMENTS: Company Headquarters
 General Support (GS) Company Military Intelligence (MI) Battalion

TASK: Plan Unit Mobilization in a Peacetime Environment (63-2-8027.34-0001)
 (FM 100-17) (FM 3-07)

ITERATION: 1 2 3 4 5 M (Circle)

COMMANDER/LEADER ASSESSMENT: T P U (Circle)

CONDITIONS: The unit is operating in a normal peacetime environment at a normal state of readiness. The unit has a wartime mission with a corresponding operations plan on file. The unit is conducting its operational mission and mission essential task list (METL) training. The unit mobilization plans, movement plan, recall plan, security plan, unit access rosters, and current maps are available. The unit is deploying as part of a higher echelon deployment. Training requirements identified during this task are performed in Task 63-2-8003.34. Peacetime deployment planning activities are performed day or night under all environmental conditions, except nuclear, biological, and chemical (NBC). This task should not be trained in mission-oriented protective posture level 4 (MOPP4).

Note: Mobilization plans are required only for Reserve Component (RC) units. RC-specific tasks and performance measures are annotated "[RC]."

TASK STANDARDS: Mobilization plan [RC], movement plan, and readiness standing operating procedures (SOP) are completed in accordance with governing regulations and higher headquarters directions.

TASK STEPS AND PERFORMANCE MEASURES	GO	NO-GO
<p>*1. Commander analyzes mission.</p> <ul style="list-style-type: none"> a. Identifies tasks in the operations plan or concept plan. b. Identifies documented deployment policies and procedures from the readiness SOP, mobilization plan [RC], and movement plan. c. Updates unit METL to reflect current mission. d. Verifies mission parameters and details with higher headquarters. e. Briefs unit leaders on deployment and mission requirements. <p>*2. Commander directs deployment planning.</p> <ul style="list-style-type: none"> a. Directs mobilization officer to update mobilization plan based on current mission guidance. [RC] b. Directs unit movement officer (UMO) to update the unit movement plan based on current mission guidance. c. Verifies UMO and alternate UMO are on orders and trained. d. Directs unit leaders to update unit readiness SOP. e. Directs unit leaders to update unit battle book, to include the unit missions, organization, locations of mobilization station and ports, and extracts from the applicable plans. f. Coordinates mission parameters and details with higher headquarters. g. Identifies deployment training requirements. h. Validates mobilization plan . [RC] 		

TASK STEPS AND PERFORMANCE MEASURES	GO	NO-GO
<p>*3. Mobilization officer updates mobilization plan . [RC]</p> <hr/> <p>Note: The mobilization plan is updated annually or whenever a change occurs in unit mission or structure.</p> <hr/> <ul style="list-style-type: none"> a. Revalidates support agreements. b. Updates annexes. c. Validates unit retrieval plan. <p>*4. UMO updates unit movement plan.</p> <hr/> <p>Note: The unit movement plan is updated annually or whenever a change occurs in unit mission or structure.</p> <hr/> <ul style="list-style-type: none"> a. Identifies the administrative, logistics, and coordinating requirements for the plan. b. Verifies load plans are current and entered into the automated unit equipment list (AEUL). c. Updates deployment equipment list based on current mission. d. Updates air load plan based on current mission. e. Prepares movement binders with key data, to include checklists, the current copy of the AUEL, the deployment equipment list, and strip maps. f. Identifies hazardous and sensitive/classified cargo and handling procedures. g. Identifies blocking, bracing, packing, and crating team material requirements. h. Coordinates ground movement plan to designated ports with supporting installation transportation office and local authorities. i. Verifies personnel identified for deployment equipment teams, supercargoes, and advance parties are deployable. j. Coordinates tactical information and security requirements with the battalion intelligence officer (S2) or battalion operations officer (S3) section. <p>*5. Commander reviews unit readiness status.</p> <ul style="list-style-type: none"> a. Validates requisitions for all equipment shortages. b. Directs unit supply to conduct an inventory of unit basic load items. c. Identifies unit training status for deployment mission, to include individual/crew-served weapons; NBC team; driver certification; special equipment; rail teams; air load/pallet build team; blocking, bracing, packing, and crating team; and hazardous material handlers. d. Directs unit headquarters to coordinate unit soldier readiness processing with the adjutant (S1) or supporting installation. e. Directs unit to maintain mobilization packet for each soldier in accordance with directives. [RC] f. Directs personnel section to screen members not available for deployment. 		

TASK STEPS AND PERFORMANCE MEASURES	GO	NO-GO
<ul style="list-style-type: none"> g. Resolves nondeployable personnel issues. h. Maintains unit liaison with mobilization station. i. Directs maintenance section to identify maintenance affecting readiness. j. Initiates action to resolve unit maintenance problems affecting readiness. k. Directs unit safety officer to prepare risk assessment of the deployment operation. <p>*6. Prepare for mobilization.</p> <ul style="list-style-type: none"> a. Update section portions of the readiness SOP and tactical standing operating procedures (TSOP). b. Update section portions of the unit battle book, to include the unit mission, organization, locations of mobilization station and ports, and extracts from the applicable operations plans. c. Provide input to commander for update of unit METL. <p>7. Headquarters plans for deployment.</p> <ul style="list-style-type: none"> a. Identifies rear detachment requirements. b. Plans for property transfer, turnover, and control procedures. c. Verifies family support group program has been established and key personnel are available. d. Prepares plan for storing personnel property and privately owned vehicles. e. Coordinates accreditation of automated information systems. [RC] f. Identifies key personnel to be ordered to duty in advance of the unit. [RC] g. Coordinates with S1 for all unit personnel to go through soldier readiness processing. h. Maintains a mobilization packet for each soldier in accordance with directives. [RC] i. Coordinates update of readiness SOP and TSOP by section. j. Prepares communications plan. k. Identifies force protection measures. l. Prepares risk assessment of the deployment operation. <p>8. Conduct deployment training.</p> <ul style="list-style-type: none"> a. Conduct load-out test as directed. b. Train load teams, such as rail-loading teams, packing and crating teams, blocking and bracing teams, and aerial/seaport load teams in specific team operations. c. Conduct mobilization status briefing for all unit personnel. [RC] d. Conduct test of alert notification plan. e. Conduct hazardous material training as needed. 		

TASK PERFORMANCE / EVALUATION SUMMARY BLOCK							
ITERATION	1	2	3	4	5		TOTAL
TOTAL TASK STEPS EVALUATED							
TOTAL TASK STEPS "GO"							
TRAINING STATUS "GO"/"NO-GO"							

* indicates a leader task step.

SUPPORTING INDIVIDUAL TASKS

Task Number	Task Title	References
551-88N-0002(SL2)	Prepare for Unit Movement	STP 21-24-SMCT
551-88N-0003(SL4)	Plan Unit Move	STP 21-24-SMCT
551-88N-0004(SL3)	Coordinate Unit Movement	STP 21-24-SMCT
850-001-2000(SL2)	Employ Accident Prevention Measures and Risk Management Process	STP 21-24-SMCT
850-001-4001(SL4)	Integrate Risk Management Into Platoon	STP 21-24-SMCT

SUPPORTING COLLECTIVE TASKS: None

OPFOR TASKS AND STANDARDS: None

ELEMENTS: Company Headquarters
 General Support (GS) Company Military Intelligence (MI) Battalion

TASK: Plan Unit Deployment Activities Upon Receipt of a Warning Order (63-2-8028.34-0001)
 (FM 100-17) (FM 4-01.30) (DOD 4500.9-R, PT III)
 (FM 4-01.011)

ITERATION: 1 2 3 4 5 M (Circle)

COMMANDER/LEADER ASSESSMENT: T P U (Circle)

CONDITIONS: The unit is at a normal state of deployment readiness and receives a warning order (WARNO) to prepare for deployment. The charge of quarters or first sergeant (1SG) has notified the commander. This task occurs concurrently with the task performance deployment alert activities. The mobilization plan (Reserve Component only), movement plan, recall plan, security plan, unit access rosters, and current maps are available. The unit has a trained officer and/or noncommissioned officer (NCO) appointed as unit movement officer (UMO) and alternate UMO. The unit is deploying as part of a higher echelon deployment. Deployment planning activities are performed day or night under all environment conditions, except nuclear, biological, and chemical (NBC). This task should not be trained in mission-oriented protective posture level 4 (MOPP4).

Note: Mobilization plans are required only for Reserve Component (RC) units. RC-specific tasks and performance measures are annotated "[RC]."

TASK STANDARDS: Mobilization plan [RC] and movement plan are completed in accordance with governing regulations and higher headquarters directions.

TASK STEPS AND PERFORMANCE MEASURES	GO	NO-GO
<p>*1. Commander analyzes mission.</p> <ul style="list-style-type: none"> a. Identifies tasks in the deployment WARNO. b. Identifies documented relocation policies and procedures from the tactical standing operating procedures (TSOP), readiness standing operating procedures (SOP), mobilization plan [RC], and movement order. c. Issues warning notice to unit leaders. d. Coordinates mission parameters and details with higher headquarters. e. Briefs unit leaders on deployment and mission requirements. <p>*2. Commander reviews unit readiness status.</p> <ul style="list-style-type: none"> a. Identifies equipment shortages. b. Requests assistance from higher headquarters to rectify equipment shortages. c. Directs unit supply to conduct an inventory of on-hand unit basic load items. d. Identifies unit training status for deployment mission, to include individual/crew-served weapons; NBC teams; driver certification; special equipment; rail teams; air load/pallet build team; blocking, bracing, packing, and crating team; automated airload planning system; hazardous material certified personnel; and other automated systems operators. e. Directs unit headquarters to coordinate unit soldier readiness processing with the adjutant (S1) or with supporting installation. 		

TASK STEPS AND PERFORMANCE MEASURES	GO	NO-GO
<ul style="list-style-type: none"> f. Directs maintenance section to identify maintenance issues affecting readiness. g. Initiates action to resolve unit maintenance problems affecting readiness. h. Directs unit headquarters to review personnel status. i. Initiates action to resolve nondeployable personnel issues. *3. Commander directs deployment planning. <ul style="list-style-type: none"> a. Directs mobilization officer to update mobilization plan based on current mission guidance. [RC] b. Directs UMO to update movement plan based on current mission guidance. c. Directs unit leaders to update battle book, to include the unit mission, organization, locations of mobilization stations, and ports and extracts from the applicable operations plans. d. Coordinates mission parameters and details with higher headquarters. e. Directs unit safety officer to prepare risk assessment of the deployment operation. f. Identifies deployment training requirements. *4. Mobilization officer updates mobilization plan. [RC] <ul style="list-style-type: none"> a. Validates support agreements. b. Updates mobilization plan annexes. *5. UMO updates unit movement plan. <ul style="list-style-type: none"> a. Identifies the administrative, logistics, and coordinating requirements for the plan based on the current mission. b. Verifies load plans are current and entered into the automated unit equipment list. c. Updates deployment equipment list based on current mission. d. Updates air load plan based on current mission. e. Updates movement binders with current mission data. f. Identifies hazardous and sensitive cargo to be deployed. g. Verifies hazardous and sensitive/classified cargo handling procedures with installation unit movement coordinator. h. Updates blocking, bracing, packing, and crating team materiel requirements. i. Verifies ground movement plan to designated ports is current. j. Verifies personnel listed for deployment equipment teams, supercargoes, and advance parties are deployable. k. Coordinates tactical information and security requirements with the battalion intelligence officer (S2) and battalion operations officer (S3) section. 6. Headquarters plans for deployment. <ul style="list-style-type: none"> a. Identifies rear detachment requirements based on current mission. 		

TASK STEPS AND PERFORMANCE MEASURES	GO	NO-GO
<ul style="list-style-type: none"> b. Identifies advance party personnel requirements. c. Plans for property transfer, turnover, and control procedures. d. Verifies family support group program key personnel are available. e. Verifies unit deployment team personnel are available. f. Requests commander assign additional and/or replacement personnel for deployment teams and advance party. g. Prepares plan for storing personal property and privately owned vehicles. h. Coordinates accreditation of automated information systems. [RC] i. Identifies key personnel to be ordered to duty in advance of the unit. [RC] j. Updates readiness SOP. k. Prepares communications plan. l. Identifies force protection measures for each step of the deployment process. m. Identifies required reports to higher headquarters during deployment process. n. Identifies rules of engagement (ROE) for gaining theater. o. Performs risk assessment of deployment operation. 		

TASK PERFORMANCE / EVALUATION SUMMARY BLOCK							
ITERATION	1	2	3	4	5		TOTAL
TOTAL TASK STEPS EVALUATED							
TOTAL TASK STEPS "GO"							
TRAINING STATUS "GO"/"NO-GO"							

* indicates a leader task step.

SUPPORTING INDIVIDUAL TASKS

Task Number	Task Title	References
101-92Y-0001(SL4)	Supervise Supply Activities	STP 21-24-SMCT
101-92Y-0006(SL2)	Inspect Equipment for Accountability, Cleanliness, and Serviceability	STP 21-24-SMCT
551-88N-0002(SL2)	Prepare for Unit Movement	STP 21-24-SMCT
551-88N-0003(SL4)	Plan Unit Move	STP 21-24-SMCT
551-88N-0004(SL3)	Coordinate Unit Movement	STP 21-24-SMCT
850-001-2000(SL2)	Employ Accident Prevention Measures and Risk Management Process	STP 21-24-SMCT
850-001-4001(SL4)	Integrate Risk Management Into Platoon	STP 21-24-SMCT

SUPPORTING COLLECTIVE TASKS: None

OPFOR TASKS AND STANDARDS: None

ELEMENTS: General Support (GS) Company Military Intelligence (MI) Battalion
Company Headquarters

TASK: Plan Unit Redeployment (63-2-8029.34-0001)
(FM 100-17) (FM 55-1) (FM 4-01.30)

ITERATION: 1 2 3 4 5 M Circle)

COMMANDER/LEADER ASSESSMENT: T P U (Circle)

CONDITIONS: The unit receives a warning order (WARNO) to deploy to home station. The unit is located in the tactical assembly area. Some personnel and administrative actions are initiated in the tactical assembly area and completed in the rear assembly area. The unit is redeploying as part of a higher headquarters redeployment. The redeployment movement plan is available. The unit has a unit movement officer (UMO). Preparation activities for redeployment are performed day or night. This task should not be trained in mission-oriented protective posture level 4 (MOPP4).

TASK STANDARDS: The redeployment movement plan is completed in accordance with governing regulations and higher headquarters directions.

TASK STEPS AND PERFORMANCE MEASURES	GO	NO-GO
<p>*1. Commander analyzes redeployment mission.</p> <ul style="list-style-type: none"> a. Identifies tasks in the deployment WARNO. b. Identifies documented redeployment policies and procedures from the tactical standing operating procedures (TSOP), redeployment plan, movement order, operation plans (OPLANs), and operation orders (OPORDs). c. Issues warning notice to unit leaders. d. Coordinates mission parameters and details with higher headquarters. e. Identifies redeployment criteria required for unit validation. f. Verifies unit follow-on mission. g. Briefs unit leaders on redeployment and mission requirements. <p>*2. Commander reviews unit readiness status.</p> <ul style="list-style-type: none"> a. Identifies equipment shortages. b. Inventories unit basic load items. c. Identifies training status of individual and crew-served weapons; nuclear, biological, and chemical (NBC) teams; driver certification; special equipment; rail teams; air load/pallet build team; blocking, bracing, packing, and crating team; automated air land planning system; hazardous material certified personnel; and other automated system operators. d. Identifies unit maintenance problems. e. Directs unit headquarters to review personnel status. f. Requests support to correct readiness deficiencies. <p>*3. Commander directs redeployment planning.</p> <ul style="list-style-type: none"> a. Directs UMO to update redeployment movement plan based on current mission guidance and time line from higher headquarters. b. Directs unit leaders to update battle book, to include the unit mission, organization, redeployment ports information, and extracts from the applicable 		

TASK STEPS AND PERFORMANCE MEASURES	GO	NO-GO
<p>operations plans.</p> <ul style="list-style-type: none"> c. Directs unit safety officer to prepare a risk assessment of the deployment operation. d. Issues redeployment OPORD. <p>*4. UMO updates redeployment movement plan.</p> <ul style="list-style-type: none"> a. Updates the administrative, logistics, and coordinating requirements for the plan based on current mission. b. Updates redeployment movement plan based on current mission guidance. c. Verifies load plans are current and are entered into the automated unit equipment (AUEL) list. d. Updates deployment equipment list based on current missions. e. Updates movement binders with mission-specific information. f. Identifies hazardous and sensitive/classified handling procedures for each mode of transport and each port. g. Updates blocking, bracing, packing, and crating team materiel requirements. h. Verifies status of personnel listed for redeployment equipment teams, supercargoes, and advance parties. i. Coordinates tactical information and security requirements with the operations section. <p>5. Headquarters plans for redeployment.</p> <ul style="list-style-type: none"> a. Plans steps to meet redeployment validation criteria. b. Identifies force protection measures in the assembly areas and marshaling areas. c. Incorporates redeployment family reunion requirements into planning time line. d. Plans media contact for return to home station. e. Initiates planning for welcome home ceremony. f. Identifies requirements and plan for stress control briefings. g. Provides rear detachment with information on redeployment for dissemination to families. h. Performs risk assessment on redeployment operations. 		

TASK PERFORMANCE / EVALUATION SUMMARY BLOCK							
ITERATION	1	2	3	4	5		TOTAL
TOTAL TASK STEPS EVALUATED							
TOTAL TASK STEPS "GO"							
TRAINING STATUS "GO"/"NO-GO"							

* indicates a leader task step.

SUPPORTING INDIVIDUAL TASKS

Task Number	Task Title	References
551-88N-0003(SL4)	Plan Unit Move	STP 21-24-SMCT
551-88N-0004(SL3)	Coordinate Unit Movement	STP 21-24-SMCT
850-001-2000(SL2)	Employ Accident Prevention Measures and Risk Management Process	STP 21-24-SMCT
850-001-3001(SL3)	Control Mission Safety Hazard	STP 21-24-SMCT
850-001-4001(SL4)	Integrate Risk Management Into Platoon	STP 21-24-SMCT

SUPPORTING COLLECTIVE TASKS: None

OPFOR TASKS AND STANDARDS: None

ELEMENTS: General Support (GS) Company Military Intelligence (MI) Battalion
 Company Headquarters
 Three Collection and Jamming (C&J) Platoon Headquarters
 Electronic Warfare (EW) Platoon Headquarters
 Air Reconnaissance Platoon Headquarters

TASK: Conduct a Chemical Survey (03-2-C310.34-0001)
 (FM 3-19) (FM 3-3)

ITERATION: 1M 2M 3M 4M 5M (Circle)

COMMANDER/LEADER ASSESSMENT: T P U (Circle)

CONDITIONS: Chemical contamination is present in an area of operational concern. Monitoring reports do not provide an accurate picture of the hazard area. Higher headquarters directs that the area be surveyed. This task is always performed in mission-oriented protective posture level 4 (MOPP4).

TASK STANDARDS: The unit moves to the suspected area of contamination, determines the initial limits, and defines the actual boundary of contamination within 50 meters accuracy. Results of the survey are submitted to higher headquarters.

TASK STEPS AND PERFORMANCE MEASURES	GO	NO-GO
<p>*1. Commander issues guidance to survey team.</p> <p>2. Survey team prepares to conduct the survey.</p> <ul style="list-style-type: none"> a. Assume MOPP4 before entering the suspected area of contamination. b. Attach M9 detection paper to personnel and vehicles. c. Load chemical agent detection equipment. <hr/> <p>Note: Chemical detection equipment should include an automatic chemical agent alarm, an M256A1 detector kit, M8 and M9 detector paper, an M272 water test kit, an M34 sampling kit, and chemical agent monitor (if available).</p> <hr/> <p>3. Survey control party briefs survey team.</p> <ul style="list-style-type: none"> a. State the amount of time allowed for completion of survey. b. Describe the operational situation as it pertains to the conduct of the survey. c. Describe the opposing force (OPFOR) and friendly situation. d. State any factual information available about the suspect contaminated area. <hr/> <p>Note: Information should include the source of contamination, the terrain and weather, and the way in which the contamination was delivered.</p> <hr/> <ul style="list-style-type: none"> e. Issue a clear and concise statement of mission to include specific tasks to be accomplished. f. Brief the survey team on the concept of operation. g. State the specific coordinating instructions. h. Indicate the time of departure and return. i. Identify primary and alternate routes to and from the suspected area of contamination. j. Identify administrative and logistical requirements. k. Identify required forms. 		

TASK STEPS AND PERFORMANCE MEASURES	GO	NO-GO
<p>l. Identify required equipment. m. Identify command and signal procedures.</p> <p>4. Survey team conducts the survey.</p> <p>a. Move to the suspected area of contamination. b. Survey team leader identifies a starting point for the team in accordance with initial overlay. c. Survey team leader ensures the team conducts tests with an M256A1 detector kit at the initial testing point. d. Use detector paper and chemical agent monitor to take readings at every 200-meter interval until agent reacts with the detector paper or until each team member comes within 200 meters of the attack center. e. Collect samples at selected intervals. f. All team members reach the last test point at approximately the same time. g. Survey team leader determines the initial limits of contamination. h. Execute 180-degree turn and proceed backward along the previously used path halfway to the last sampling point. i. Recheck again for contamination. j. Continue the bracketing technique to refine the initial limits of hazard.</p> <hr/> <p>Note: Steps for bracketing technique: (1) Survey team leader analyzes the situation to approximate the suspected boundary of hazard. (2) From the initial point of contamination, the survey leader aligns the survey team perpendicular to the suspected boundary of contamination in 10- to 100-meter intervals (depending on terrain). (3) Survey team continues testing and collecting samples until the entire boundary of the contamination is defined.</p> <hr/> <p>k. Survey team leader ensures all members exit the area using the route established.</p> <p>*5. Team leader records the results of the chemical survey on DA Form 1971-2-R (<i>Chemical Data Sheet – Monitoring or Survey</i>).</p> <p>a. Annotate the type of agents present within the area. b. Annotate the location of contamination. c. Annotate the type of detector used.</p> <p>6. Survey team completes survey.</p> <p>a. Survey team leader reports results to the control party. b. Mark contaminated area. c. Move to designated decontamination area.</p>		

TASK PERFORMANCE / EVALUATION SUMMARY BLOCK							
ITERATION	1M	2M	3M	4M	5M		TOTAL
TOTAL TASK STEPS EVALUATED							
TOTAL TASK STEPS "GO"							
TRAINING STATUS "GO"/"NO-GO"							

* indicates a leader task step.

SUPPORTING INDIVIDUAL TASKS

Task Number	Task Title	References
031-503-1013(SL1)	Decontaminate Yourself and Individual Equipment Using Chemical Decontaminating Kits	STP 21-1-SMCT
031-503-1015(SL1)	Protect Yourself From NBC Injury/Contamination With the Appropriate Mission-Oriented Protective Posture (MOPP) Gear	STP 21-1-SMCT
031-503-1023(SL2)	Protect Yourself From NBC Injury/Contamination When Changing Mission-Oriented Protective Posture (MOPP) Gear	STP 21-24-SMCT
031-503-1035(SL1)	Protect Yourself From Chemical/Biological Contamination Using Your Assigned Protective Mask	STP 21-1-SMCT
031-503-1037(SL1)	Detect Chemical Agents Using M8 or M9 Detector Paper	STP 21-1-SMCT
031-503-2001(SL2)	Identify Chemical Agents Using M256-Series Chemical Agent Detector Kit	STP 21-24-SMCT
031-503-3002(SL2)	Conduct Unmasking Procedures	STP 21-24-SMCT
031-503-3004(SL2)	Supervise the Crossing of a Contaminated Area	STP 21-24-SMCT
031-503-3008(SL2)	Implement Mission-Oriented Protective Posture	STP 21-24-SMCT
031-506-2061(SL2)	Conduct a Mask Fit Test	STP 21-24-SMCT
071-326-0503(SL1)	Move Over, Through, or Around Obstacles (Except Minefields)	STP 21-1-SMCT
850-001-2000(SL2)	Employ Accident Prevention Measures and Risk Management Process	STP 21-24-SMCT
850-001-3001(SL3)	Control Mission Safety Hazard	STP 21-24-SMCT
850-001-4001(SL4)	Integrate Risk Management Into Platoon	STP 21-24-SMCT

SUPPORTING COLLECTIVE TASKS: None

OPFOR TASKS AND STANDARDS

TASK: Disrupt Enemy Movement and Operations Using Tactical Nuclear Weapons (34-OPFOR-1002)

CONDITION: Orders have been received to use tactical nuclear weapons in the enemy's rear area. Key locations have been identified.

STANDARD: Tactical nuclear missiles are delivered on target. Movement of equipment and supplies is disrupted or delayed to forward areas. Enemy equipment and supplies are destroyed. A high rate of nuclear casualties is inflicted among enemy troops.

TASK: Disrupt Enemy Movement and Operations Using Persistent and Nonpersistent Chemical Weapons (34-OPFOR-1001)

CONDITION: Conventional artillery weapons or aircraft are available to deliver chemical weapons. Routes and key bases in the rear area have been selected.

STANDARD: Chemical agents are delivered into targeted areas. The movement of enemy supplies and equipment to forward areas is delayed by disrupting command and control systems. Enemy movement is successfully channeled into predesignated ambush areas. Enemy supplies and equipment are contaminated. A high rate of casualties is inflicted on enemy forces.

TASK: Conduct Air Attacks (34-OPFOR-1006)

CONDITION: OPFOR elements in the rear area have forwarded the coordinates of enemy facilities and elements. OPFOR aircraft have been dispatched to attack enemy installations or convoys.

STANDARD: Locate support sites, command and control facilities, and/or convoys. Conduct attack runs on designated targets. Enemy equipment, supplies, and vehicles are destroyed and enemy personnel are killed.

TASK: Conduct Deliberate Ambush (34-OPFOR-1004)

CONDITION: OPFOR element is operating along an enemy major supply route. Intelligence has reported an enemy convoy approaching the element. Headquarters has ordered complete destruction of the march element. The march element is approximately 15 minutes from the ambush point. OPFOR element possesses automatic weapons, antiarmor weapons, and command-detonated mines.

STANDARD: Prepare ambush site before arrival of enemy convoy. Surprise enemy forces. Force enemy march element to halt in kill zone. Kill, wound, or capture enemy personnel and destroy all vehicles and equipment. Consolidate and withdraw from the area on order. Results of the mission are reported to headquarters.

TASK: Conduct Hasty Ambush (34-OPFOR-1003)

CONDITION: OPFOR element is moving in a concealed area when an enemy element is reported moving along an adjacent route.

STANDARD: The ambush site is prepared before the arrival of the enemy element. The enemy force is surprised and casualties are inflicted within the designated kill zone. Delay enemy march element from reaching its specified destination. Withdraw, on order, within 2 minutes of ambush initiation. Report results of mission to headquarters.

TASK: Conduct Raid (34-OPFOR-1009)

CONDITION: OPFOR element has occupied an objective rally point and has orders to conduct a raid on a rear area base.

STANDARD: Surprise the enemy forces. Assault enemy support base and accomplish assigned tasks. Specified equipment and supplies are destroyed. Decisive engagement is avoided. All personnel are withdrawn from the area within the prescribed time. The collected intelligence data satisfies the priority intelligence requirements (PIRs).

ELEMENTS: General Support (GS) Company Military Intelligence (MI) Battalion
 Company Headquarters
 Three Collection and Jamming (C&J) Platoon Headquarters
 Electronic Warfare (EW) Platoon Headquarters
 Air Reconnaissance Platoon Headquarters

TASK: Conduct Thorough Decontamination Operations (03-2-C312.34-0001)
 (FM 3-5) (FM 3-11) (FM 3-3)
 (FM 3-11.4)

ITERATION: 1M 2M 3M 4M 5M (Circle)

COMMANDER/LEADER ASSESSMENT: T P U (Circle)

CONDITIONS: The unit has just completed operations in a contaminated area. The tactical situation allows the unit time to conduct deliberate decontamination en route to a new location at the brigade support area. A chemical decontamination platoon is available to assist the company. This task is always performed in mission-oriented protective posture level 4 (MOPP4).

TASK STANDARDS: Conduct deliberate decontamination of vehicles and personnel in order to continue the mission.

TASK STEPS AND PERFORMANCE MEASURES	GO	NO-GO
<p>*1. Company commander coordinates for deliberate decontamination.</p> <p>*2. Unit leader determines extent of contamination and establishes decontamination priorities.</p> <ul style="list-style-type: none"> a. Coordinate with higher headquarters and decontamination element for the location of the decontamination site. b. Receive input from subordinate leaders and/or staff. c. Coordinate with higher headquarters for routes to the decontamination site. d. Establish priorities of decontamination. e. Ensure basic skills decontamination is complete (personal wipe down and operator spray down) prior to leaving the area of operations. <p>*3. Send an advance party to rendezvous with the decontamination site.</p> <p>*4. Submit request for decontamination to higher headquarters. Request should, at a minimum, include the following:</p> <ul style="list-style-type: none"> a. Designation of the contaminated unit. b. Location of the contaminated unit. c. Frequency and call sign of the contaminated unit. d. Time the unit became contaminated. e. Number of vehicles or equipment, by type, that are contaminated. f. Type of contamination. g. Earliest possible time the unit can move and begin decontamination. h. Special requirements (patient decontamination station, recovery assets, unit decontamination team, etc.). 		

TASK STEPS AND PERFORMANCE MEASURES	GO	NO-GO
<p>5. Unit's higher headquarters chemical staff must—</p> <ul style="list-style-type: none"> a. Issue a warning order (WARNO) to the supporting chemical unit. b. Coordinate the movement of the contaminated unit to the linkup point and decontamination site. c. Coordinate with supporting elements (medical, engineer, air defense, military police, smoke support, etc.). <hr/> <p>Note: The contaminated unit is responsible for providing security for the decontamination site. Security support must be coordinated before arriving at the linkup point.</p> <hr/> <ul style="list-style-type: none"> d. Ensure decontamination platoon sets up the unit decontamination station. e. Ensure the contaminated unit's main body moves to pre-decontamination staging area. <p>6. Unit arrives at the pre-decontamination staging area.</p> <ul style="list-style-type: none"> a. Check personnel, vehicle, and equipment for contamination and segregates accordingly. b. Determine priorities and segregate vehicles based on mission requirements. c. Prepare vehicles for decontamination (for example, button up and remove items that cannot be contaminated using decontaminating solution #2 [DS2]). d. Ensure drivers move vehicles and equipment through the site. e. Ensure dismounted crews move to troop decontamination site. <p>7. Prepare for decontamination.</p> <ul style="list-style-type: none"> a. Segregate contaminated vehicles and equipment from the uncontaminated, if possible. b. Crews, except drivers, dismount the vehicles, ensuring they— <ul style="list-style-type: none"> (1) Remove all equipment from the tops of the vehicles. (2) Do not reenter the vehicles once they have exited (to prevent further contamination of the interior of the vehicles). c. Prepare vehicles for detailed equipment decontamination. <ul style="list-style-type: none"> (1) Remove all heavy mud and debris from the vehicle using pioneer tools. (2) Remove and dispose of seat covers, canvas items, camouflage netting, and other materials that can absorb chemical contaminants. (3) Remove and dispose of nuclear, biological, and chemical (NBC) covers as contaminated waste. d. Move contaminated personnel, vehicles, and equipment to the detailed troop and equipment decontamination lines. <p>8. Process vehicles and equipment through the decontamination site stations.</p> <ul style="list-style-type: none"> a. Ensure contaminated units follow directions of chemical unit personnel. b. Ensure contaminated unit provides traffic control. c. Ensure contaminated unit provides site security for decontamination site. 		

TASK STEPS AND PERFORMANCE MEASURES	GO	NO-GO
<p>Note: Halfway through the equipment decontamination site, a decontaminated assistant driver takes over for the contaminated driver who moves to the troop decontamination station. Assistant drivers should be the first through the troop decontamination site so they will be available for this exchange. After decontamination, soldiers from the troop area and vehicles from the equipment decontamination area are reunited.</p> <ul style="list-style-type: none"> d. Provide guides to control vehicle traffic through the site. e. Drivers move the vehicles and equipment through the stations. f. Assistant drivers who have processed through the detailed troop decontamination stations replace the primary drivers at station three, once interior decontamination is completed. g. The primary drivers proceed to the detailed troop decontamination site to process through the stations. h. Soldiers from the detailed troop decontamination site and vehicles and equipment from the detailed equipment decontamination site reunite and move to the reconstitution area. <p>9. Following are the five basic vehicle decontamination site stations.</p> <ul style="list-style-type: none"> a. Station one: Initial wash. b. Station two: DS2 application. c. Station three: Wait and interior decontamination. d. Station four: Rinse. e. Station five: Check. <p>10. Following are details of the vehicle decontamination site stations.</p> <ul style="list-style-type: none"> a. Station one. <ul style="list-style-type: none"> (1) Decontaminate all equipment used at the station (power-driven decontamination equipment [PDDE], hoses, nozzles, etc.). (2) Check all equipment for contamination and decontamination again if necessary. (3) Drain water from blivets or fabric tanks. (4) Load equipment on vehicles. (5) Spread a can of subtropical bleach in each sump and cover the sumps. (6) Mark the sumps. b. Station two (for chemical and biological decontamination only). <ul style="list-style-type: none"> (1) Apply DS2 to PDDE, mops, handles, decontamination apparatus, and containers. (2) Discard mop heads, brushes, and station sign into station four sump and then pull PDDE forward and wash entire application point. (3) Load unused decontaminants onto vehicles. (4) Mark the area and move all reusable equipment from station two to station three. 		

TASK STEPS AND PERFORMANCE MEASURES	GO	NO-GO
<p>c. Station three.</p> <p>(1) Inspect unused supplies for contamination; if uncontaminated, load onto vehicles.</p> <p>(2) Throw contaminated supplies into station four sump.</p> <p>d. Station four.</p> <p>(1) Spray vehicle from top to bottom with water.</p> <p>(2) Ensure that all DS2 is removed from vehicle. Failure to remove all DS2 from the vehicle may cause false positive readings.</p> <p>(3) Use high water pressure systems, if available.</p> <p>e. Station five.</p> <p>(1) Decontaminate all equipment used at the station.</p> <p>(2) Load all reusable equipment onto vehicles.</p> <p>(3) Discard unusable items into station four sump.</p> <p>11. Following are the eight basic detailed troop decontamination site stations.</p> <p>a. Station one: Individual gear decontamination.</p> <p>b. Station two: Overboot and hood decontamination.</p> <p>c. Station three: Overgarment removal.</p> <p>d. Station four: Overboot and glove removal.</p> <p>e. Station five: Monitor.</p> <p>f. Station six: Mask removal.</p> <p>g. Station seven: Mask decontamination point.</p> <p>h. Station eight: Reissue point.</p> <hr/> <p>* Note: The decontamination unit leader must establish a route to move vehicle operators from station three of the detailed equipment decontamination site to the detailed troop decontamination site.</p> <hr/> <p>12. Station operators clean up the detailed troop decontamination site.</p> <p>a. Place all used supplies from station seven into the station seven sump.</p> <p>b. Move all usable equipment and supplies from all stations to station one.</p> <p>c. Discard unusable supplies from stations five, four, and three into the sump at station one.</p> <p>d. Decontaminate all supplies and equipment collected at station one.</p> <p>e. Empty and rinse the decontaminant containers from station one into the sump at that station.</p> <p>f. Mark the area.</p> <p>g. Dispose of used overgarments into the station one sump.</p> <p>h. Decontaminate rubber gloves and move all equipment from station one upwind of the decontamination area. (Keep this equipment separate from the equipment used to fill the sump.)</p>		

TASK STEPS AND PERFORMANCE MEASURES	GO	NO-GO
<ul style="list-style-type: none"> i. Spread a can of subtropical bleach in each sump and cover the sumps. j. Mark the sumps. k. Move all equipment used to fill the sump upwind of the decontamination area. <p>13. After cleanup.</p> <ul style="list-style-type: none"> a. Submit NBC-4 report to higher headquarters, defining the areas of contamination resulting from the decontamination operation. b. Coordinate for and request maintenance support. c. Coordinate for and establish logistical support for resupply activities. 		

TASK PERFORMANCE / EVALUATION SUMMARY BLOCK							
ITERATION	1M	2M	3M	4M	5M		TOTAL
TOTAL TASK STEPS EVALUATED							
TOTAL TASK STEPS "GO"							
TRAINING STATUS "GO"/"NO-GO"							

* indicates a leader task step.

SUPPORTING INDIVIDUAL TASKS

Task Number	Task Title	References
031-503-1013(SL1)	Decontaminate Yourself and Individual Equipment Using Chemical Decontaminating Kits	STP 21-1-SMCT
031-503-1015(SL1)	Protect Yourself From NBC Injury/Contamination with the Appropriate Mission-Oriented Protective Posture (MOPP) Gear	STP 21-1-SMCT
031-503-1019(SL1)	React to Chemical or Biological Hazard or Attack	STP 21-1-SMCT
031-503-1023(SL2)	Protect Yourself From NBC Injury/Contamination When Changing Mission-Oriented Protective Posture (MOPP) Gear	STP 21-24-SMCT
031-503-1035(SL1)	Protect Yourself From Chemical/Biological Contamination Using Your Assigned Protective Mask	STP 21-1-SMCT
031-503-1036(SL1)	Maintain Your Assigned Protective Mask	STP 21-1-SMCT
031-503-1037(SL1)	Detect Chemical Agents Using M8 or M9 Detector Paper	STP 21-1-SMCT
031-503-2001(SL2)	Identify Chemical Agents Using M256-Series Chemical Agent Detector Kit	STP 21-24-SMCT
031-503-3002(SL2)	Conduct Unmasking Procedures	STP 21-24-SMCT
031-503-3010(SL2)	Supervise Employment of Nuclear, Biological, or Chemical Markers	STP 21-24-SMCT
031-506-1053(SL2)	Report NBC Information Using NBC 4 Report	STP 21-24-SMCT
850-001-2000(SL2)	Employ Accident Prevention Measures and Risk Management Process	STP 21-24-SMCT
850-001-3001(SL3)	Control Mission Safety Hazard	STP 21-24-SMCT
850-001-4001(SL4)	Integrate Risk Management Into Platoon	STP 21-24-SMCT

SUPPORTING COLLECTIVE TASKS: None

OPFOR TASKS AND STANDARDS

TASK: Disrupt Enemy Movement and Operations Using Tactical Nuclear Weapons (34-OPFOR-1002)

CONDITION: Orders have been received to use tactical nuclear weapons in the enemy's rear area. Key locations have been identified.

STANDARD: Tactical nuclear missiles are delivered on target. Movement of equipment and supplies is disrupted or delayed to forward areas. Enemy equipment and supplies are destroyed. A high rate of nuclear casualties is inflicted among enemy troops.

TASK: Conduct Air Attacks (34-OPFOR-1006)

CONDITION: Opposing force (OPFOR) elements in the rear area have forwarded the coordinates of enemy facilities and elements. OPFOR aircraft have been dispatched to attack enemy installations or convoys.

STANDARD: Locate support sites, command and control facilities, and/or convoys. Conduct attack runs on designated targets. Enemy equipment, supplies, and vehicles are destroyed and enemy personnel are killed.

TASK: Conduct Sniper Operations (34-OPFOR-1005)

CONDITION: OPFOR element has received a sniper mission from headquarters. Snipers are assigned missions in the enemy rear area along major supply routes and near support sites.

STANDARD: Infiltrate enemy area of operations and set up a well-concealed location. Vehicle drivers or personnel on foot are engaged with short bursts of semiautomatic fire. Selected targets are killed or wounded. Prevent position from being discovered and evacuate the area without being detected. Results of the operation are reported to OPFOR headquarters.

TASK: Conduct Hasty Ambush (34-OPFOR-1003)

CONDITION: OPFOR element is moving in a concealed area when an enemy element is reported moving along an adjacent route.

STANDARD: The ambush site is prepared before the arrival of the enemy element. The enemy force is surprised and casualties are inflicted within the designated kill zone. Delay enemy march element from reaching its specified destination. Withdraw, on order, within 2 minutes of ambush initiation. Report results of mission to headquarters.

ELEMENTS: General Support (GS) Company Military Intelligence (MI) Battalion
 Three Collection and Jamming (C&J) Platoon Headquarters
 Company Headquarters
 Electronic Warfare (EW) Platoon Headquarters
 Air Reconnaissance Platoon Headquarters
 Electronic Warfare (EW) Platoon Headquarters

TASK: Prepare for Operations Under Nuclear, Biological, and Chemical Conditions (03-3-C201.34-0001)

(FM 3-11.4)

(FM 3-11)

(FM 3-3)

ITERATION: 1M 2M 3M 4M 5M (Circle)

COMMANDER/LEADER ASSESSMENT: T P U (Circle)

CONDITIONS: Higher headquarters informs the platoon the threat is using nuclear, biological, and chemical (NBC) warfare. The platoon has NBC equipment. Individual soldiers have protective masks, mission-oriented protective posture (MOPP) gear, and load-carrying equipment readily available. This task is always performed in mission-oriented protective posture level 4 (MOPP4).

TASK STANDARDS: The platoon uses collective protection or takes measures to limit the effects of NBC contamination and continued the mission. The time required to prepare is increased when operating in MOPP4.

TASK STEPS AND PERFORMANCE MEASURES	GO	NO-GO
<p>*1. Check accountability and serviceability of NBC defense equipment.</p> <ul style="list-style-type: none"> a. Ensure NBC detection equipment is issued to trained operators. b. Ensure NBC detection equipment is employed and operating within 15 minutes. c. Identify equipment shortages. d. Take action to obtain replacement equipment. <p>2. Assume MOPP levels as directed by higher headquarters or as the NBC situation dictates. Prepare to operate at the time specified in the operation order (OPORD).</p> <ul style="list-style-type: none"> a. Mask and hood within 15 seconds. b. Assume MOPP4 within 8 minutes. <p>3. Take actions to protect against NBC attack.</p> <ul style="list-style-type: none"> a. Set up and use collective protective shelters (if available). b. Prepare protective shelters, such as foxholes, with overhead cover. c. Ensure battery powered lights are available for emergency use. e. Camouflage shelter areas. f. Conceal actions during construction. 		

TASK STEPS AND PERFORMANCE MEASURES	GO	NO-GO
<p>*4. Adjust MOPP level using MOPP analysis.</p> <p>a. Receive and analyze the enemy NBC threat capability.</p> <hr/> <p>Note: Threat considerations include the following: Is the unit targeted or can it be targeted? Does the enemy have the capability to deliver chemical or nuclear weapons? When or where would the enemy most likely deliver the chemical or nuclear weapons?</p> <hr/> <p>b. Collect and analyze weather data.</p> <hr/> <p>Note: Weather considerations include the following: Is it day or night? What are the current weather conditions? What will be the weather conditions 2, 4, or 6 hours in the future? (See chemical downwind message or weather report.)</p> <hr/> <p>c. Identify and inform personnel of field expedient protective shelter locations.</p> <p>d. Ensure personnel improve individual fighting positions with overhead cover.</p> <p>e. Analyze the unit status and mission.</p> <hr/> <p>Note: Mission considerations include the following: What is the mission? What is the work rate? How long will the work take? What is the training and physical condition of the unit? How long will it take to warn all soldiers of an NBC attack?</p> <hr/>		

TASK PERFORMANCE / EVALUATION SUMMARY BLOCK							
ITERATION	1M	2M	3M	4M	5M		TOTAL
TOTAL TASK STEPS EVALUATED							
TOTAL TASK STEPS "GO"							
TRAINING STATUS "GO"/"NO-GO"							

* indicates a leader task step.

SUPPORTING INDIVIDUAL TASKS

Task Number	Task Title	References
031-503-1015(SL1)	Protect Yourself From NBC Injury/Contamination with the Appropriate Mission-Oriented Protective Posture (MOPP) Gear	STP 21-1-SMCT
031-503-1023(SL2)	Protect Yourself From NBC Injury/Contamination When Changing Mission-Oriented Protective Posture (MOPP) Gear	STP 21-24-SMCT
031-503-1035(SL1)	Protect Yourself From Chemical/Biological Contamination Using Your Assigned Protective Mask	STP 21-1-SMCT
031-503-1036(SL1)	Maintain Your Assigned Protective Mask	STP 21-1-SMCT
031-503-1037(SL1)	Detect Chemical Agents Using M8 or M9 Detector Paper	STP 21-1-SMCT
031-503-3004(SL2)	Supervise the Crossing of a Contaminated Area	STP 21-24-SMCT

SUPPORTING INDIVIDUAL TASKS

Task Number	Task Title	References
031-503-3008(SL2)	Implement Mission-Oriented Protective Posture	STP 21-24-SMCT
031-503-3010(SL2)	Supervise Employment of Nuclear, Biological, or Chemical Markers	STP 21-24-SMCT
031-503-4002(SL2)	Supervise Unit Preparation for NBC Attack	STP 21-24-SMCT
850-001-2000(SL2)	Employ Accident Prevention Measures and Risk Management Process	STP 21-24-SMCT
850-001-3001(SL3)	Control Mission Safety Hazard	STP 21-24-SMCT
850-001-4001(SL4)	Integrate Risk Management Into Platoon	STP 21-24-SMCT

SUPPORTING COLLECTIVE TASKS: None

OPFOR TASKS AND STANDARDS

TASK: Disrupt Enemy Movement and Operations Using Persistent and Nonpersistent Chemical Weapons (34-OPFOR-1001)

CONDITION: Conventional artillery weapons or aircraft are available to deliver chemical weapons. Routes and key bases in the rear area have been selected.

STANDARD: Chemical agents are delivered into targeted areas. The movement of enemy supplies and equipment to forward areas is delayed by disrupting command and control systems. Enemy movement is successfully channeled into predesignated ambush areas. Enemy supplies and equipment are contaminated. A high rate of casualties is inflicted on enemy forces.

TASK: Disrupt Enemy Movement and Operations Using Tactical Nuclear Weapons (34-OPFOR-1002)

CONDITION: Orders have been received to use tactical nuclear weapons in the enemy's rear area. Key locations have been identified.

STANDARD: Tactical nuclear missiles are delivered on target. Movement of equipment and supplies is disrupted or delayed to forward areas. Enemy equipment and supplies are destroyed. A high rate of nuclear casualties is inflicted among enemy troops.

TASK: Disrupt Friendly Defensive Operations (34-OPFOR-1014)

CONDITION: Friendly forces are establishing local defensive positions and obstacles. The opposing force (OPFOR) element receives orders to harass and disrupt these efforts. OPFOR has offensive air support and NBC weapons available.

STANDARD: OPFOR element locates and penetrates friendly positions and causes a halt or disruption in work being completed on defenses.

TASK: Counter Passage of Lines (34-OPFOR-1016)

CONDITION: Friendly units are in defense positions but are expected to attempt a passage of lines. Friendly forces have close air support and NBC capabilities. The OPFOR element receives orders to disrupt the friendly passage of lines.

STANDARD: The friendly force passage of lines is delayed by the OPFOR element for a minimum of 2 hours.

TASK: Conduct Air Attacks (34-OPFOR-1006)

CONDITION: OPFOR elements in the rear area have forwarded the coordinates of enemy facilities and elements. OPFOR aircraft have been dispatched to attack enemy installations or convoys.

STANDARD: Locate support sites, command and control facilities, and/or convoys. Conduct attack runs on designated targets. Enemy equipment, supplies, and vehicles are destroyed and enemy personnel are killed.

TASK: Maintain Contact (34-OPFOR-1011)

CONDITION: OPFOR element is tactically engaged with enemy base defense forces. Enemy forces are withdrawing under pressure.

STANDARD: Decisively engage the enemy forces. As the enemy withdraws, the unit or force advances, maintaining contact.

TASK: Conduct Sniper Operations (34-OPFOR-1005)

CONDITION: OPFOR element has received a sniper mission from headquarters. Snipers are assigned missions in the enemy rear area along major supply routes and near support sites.

STANDARD: Infiltrate enemy area of operations and set up a well-concealed location. Vehicle drivers or personnel on foot are engaged with short bursts of semiautomatic fire. Selected targets are killed or wounded. Prevent position from being discovered and evacuate the area without being detected. Results of the operation are reported to OPFOR headquarters.

TASK: Attack (34-OPFOR-1010)

CONDITION: Enemy rear area support base has been located. Priority intelligence requirements (PIRs) and other intelligence requirements have been obtained by OPFOR patrols. Element has automatic and antiarmor weapons, and light mortars. Element is approximately the size of two platoons.

STANDARD: An attack plan is developed. An attack is initiated using a scheme of maneuver that exploits enemy flanks, gaps, and weaknesses. Covered and concealed routes are used to approach enemy areas. Employ indirect fire to support attack. Penetrate enemy defenses. Destroy equipment and supplies, inflict casualties, isolate the support base, and block reinforcements. The enemy unit is forced to displace.

ELEMENTS: Three Collection and Jamming (C&J) Platoon Headquarters
 Electronic Warfare (EW) Platoon Headquarters
 Air Reconnaissance Platoon Headquarters
 General Support (GS) Company Military Intelligence (MI) Battalion
 Company Headquarters

TASK: Prepare for a Chemical Attack (03-3-C202.34-0001)
 (FM 3-11.4) (FM 3-11)

ITERATION: 1M 2M 3M 4M 5M (Circle)

COMMANDER/LEADER ASSESSMENT: T P U (Circle)

CONDITIONS: The Opposing force (OPFOR) is using chemical warfare or intelligence indicates its use is imminent. Higher headquarters directs implementation of actions to minimize casualties and equipment. This task is always performed in mission-oriented protective posture level 4 (MOPP4).

TASK STANDARDS: Platoon personnel assume MOPP4 within 8 minutes and complete their preparation efforts prior to the attack or its effects reaching their location. Personnel, equipment, food, and water are protected and the mission continues.

TASK STEPS AND PERFORMANCE MEASURES	GO	NO-GO
<p>*1. Issue a warning order (WARNO).</p> <p>2. Start defensive preparations for a chemical attack.</p> <ul style="list-style-type: none"> a. Assume MOPP4 within 8 minutes after notification. b. Attach M9 detector paper to right arm and left wrist, to either right or left ankle, and to vehicles. c. Conduct MOPP field sanitation procedures. d. Emplace chemical agent alarms upwind of position. <p>3. Prepare fighting positions and shelters.</p> <ul style="list-style-type: none"> a. Use existing natural or manmade facilities as fighting positions and shelters (such as caves, ditches, culverts, and tunnels). b. Dig fighting positions and bunkers with overhead cover. <hr/> <p>Note: Fighting positions should have overhead cover consisting of a minimum of 18 inches (45 centimeters) of soil, if time permits.</p> <hr/> <p>*4. Check personnel and fighting positions.</p> <ul style="list-style-type: none"> a. Ensure personnel are at MOPP4. b. Ensure individual and platoon fighting positions are hardened with sandbags and overhead cover. c. Ensure personnel practice proper field sanitation measures and personal hygiene. d. Ensure individual and platoon fighting positions are hardened with sandbags and overhead cover. <p>*5. Take additional actions consistent with the tactical situation by increasing, decreasing, or modifying MOPP level as appropriate.</p>		

TASK PERFORMANCE / EVALUATION SUMMARY BLOCK							
ITERATION	1M	2M	3M	4M	5M		TOTAL
TOTAL TASK STEPS EVALUATED							
TOTAL TASK STEPS "GO"							
TRAINING STATUS "GO"/"NO-GO"							

* indicates a leader task step.

SUPPORTING INDIVIDUAL TASKS

Task Number	Task Title	References
031-503-1015(SL1)	Protect Yourself From NBC In- jury/Contamination with the Appropriate Mis- sion-Oriented Protective Posture (MOPP) Gear	STP 21-1-SMCT
031-503-1019(SL1)	React to Chemical or Biological Hazard or Attack	STP 21-1-SMCT
031-503-1023(SL2)	Protect Yourself From NBC In- jury/Contamination When Changing Mission- Oriented Protective Posture (MOPP) Gear	STP 21-24-SMCT
031-503-1035(SL1)	Protect Yourself From Chemical/Biological Contamination Using Your Assigned Protec- tive Mask	STP 21-1-SMCT
031-503-1037(SL1)	Detect Chemical Agents Using M8 or M9 De- tector Paper	STP 21-1-SMCT
031-503-2001(SL2)	Identify Chemical Agents Using M256-Series Chemical Agent Detector Kit	STP 21-24-SMCT
031-503-3008(SL2)	Implement Mission-Oriented Protective Pos- ture	STP 21-24-SMCT
031-503-3010(SL2)	Supervise Employment of Nuclear, Biological, or Chemical Markers	STP 21-24-SMCT
031-503-4002(SL2)	Supervise Unit Preparation for NBC Attack	STP 21-24-SMCT
850-001-2000(SL2)	Employ Accident Prevention Measures and Risk Management Process	STP 21-24-SMCT
850-001-3001(SL3)	Control Mission Safety Hazard	STP 21-24-SMCT
850-001-4001(SL4)	Integrate Risk Management Into Platoon	STP 21-24-SMCT

SUPPORTING COLLECTIVE TASKS: None

OPFOR TASKS AND STANDARDS

TASK: Disrupt Enemy Movement and Operations Using Persistent and Nonpersistent Chemical Weapons (34-OPFOR-1001)

CONDITION: Conventional artillery weapons or aircraft are available to deliver chemical weapons. Routes and key bases in the rear area have been selected.

STANDARD: Chemical agents are delivered into targeted areas. The movement of enemy supplies and equipment to forward areas is delayed by disrupting command and control systems. Enemy movement is successfully channeled into predesignated ambush areas. Enemy supplies and equipment are contaminated. A high rate of casualties is inflicted on enemy forces.

TASK: Disrupt Friendly Defensive Operations (34-OPFOR-1014)

CONDITION: Friendly forces are establishing local defensive positions and obstacles. OPFOR element receives orders to harass and disrupt these efforts. OPFOR has offensive air support and nuclear, biological, and chemical (NBC) weapons available.

STANDARD: OPFOR element locates and penetrates friendly positions and causes a halt or disruption in work being completed on defenses.

TASK: Breach an Obstacle (34-OPFOR-1015)

CONDITION: OPFOR lead element encounters an obstacle blocking its avenue of approach as it advances toward friendly forces.

STANDARD: OPFOR lead element breached the obstacle before the OPFOR main body reached the site.

TASK: Counter Passage of Lines (34-OPFOR-1016)

CONDITION: Friendly units are in defense positions but are expected to attempt a passage of lines. Friendly forces have close air support and NBC capabilities. The OPFOR element receives orders to disrupt the friendly passage of lines.

STANDARD: The friendly force passage of lines is delayed by the OPFOR element for a minimum of 2 hours.

TASK: Conduct Air Attacks (34-OPFOR-1006)

CONDITION: OPFOR elements in the rear area have forwarded the coordinates of enemy facilities and elements. OPFOR aircraft have been dispatched to attack enemy installations or convoys.

STANDARD: Locate support sites, command and control facilities, and/or convoys. Conduct attack runs on designated targets. Enemy equipment, supplies, and vehicles are destroyed and enemy personnel are killed.

TASK: Conduct Sniper Operations (34-OPFOR-1005)

CONDITION: OPFOR element has received a sniper mission from headquarters. Snipers are assigned missions in the enemy rear area along major supply routes and near support sites.

STANDARD: Infiltrate enemy area of operations and set up a well-concealed location. Vehicle drivers or personnel on foot are engaged with short bursts of semiautomatic fire. Selected targets are killed or wounded. Prevent position from being discovered and evacuate the area without being detected. Results of the operation are reported to OPFOR headquarters.

ELEMENTS: General Support (GS) Company Military Intelligence Battalion
 Electronic Warfare (EW) Platoon Headquarters
 Air Reconnaissance Platoon Headquarters
 Company Headquarters
 Three Collection and Jamming (C&J) Platoon Headquarters

TASK: Respond to a Chemical Attack (03-3-C203.34-0001)
 (FM 3-11) (FM 3-3) (FM 3-11.4)
 (FM 3-5)

ITERATION: 1M 2M 3M 4M 5M (Circle)

COMMANDER/LEADER ASSESSMENT: T P U (Circle)

CONDITIONS: The unit is deployed in mission-oriented protective posture level 2 (MOPP2). Intelligence indicates the opposing force (OPFOR) has initiated chemical warfare. Automatic alarm sounds, or detector paper changes color, causing the unit to react. This task is always performed in mission-oriented protective posture level 4 (MOPP4).

TASK STANDARDS: Soldiers sound the alarm (vocal/nonvocal), immediately assume MOPP4, and use available shelter to prevent further exposure to contamination. The unit reacts to the chemical alarm within 15 seconds.

TASK STEPS AND PERFORMANCE MEASURES	GO	NO-GO
<p>*1. Unit Leaders ensure that soldiers react to the sound of the chemical agent alarm or recognize the indicators for a chemical attack.</p> <ul style="list-style-type: none"> a. Don protective mask within the allotted time for the type of mask. b. Give the alarm vocally or nonvocally. c. Assume MOPP4 as soon as possible. d. Seek additional shelter if available. e. Administer a nerve agent antidote (buddy aid) to members with symptoms of nerve agent poisoning. f. Administer nerve agent antidote to self (if applicable). g. Check platoon members to ensure protective measures are followed. <p>2. Take additional protective measures.</p> <ul style="list-style-type: none"> a. Protect exposed equipment and supplies. b. Monitor the area by testing with detector kits. c. Use prevention procedures such as marking contaminated areas. <p>3. Conduct basic decontamination skills.</p> <ul style="list-style-type: none"> a. Conduct skin decontamination. b. Conduct wipedown of personnel equipment with M258A1 decontamination kit. c. Conduct operator's spraydown of equipment. <p>*4. Initiate unmasking procedures and report to higher headquarters.</p> <ul style="list-style-type: none"> a. Ensure casualties are provided medical care. b. Report casualties. c. Submit nuclear, biological, and chemical (NBC)-1 report to higher headquarters 		

TASK STEPS AND PERFORMANCE MEASURES	GO	NO-GO
immediately.		
d. Continue mission or request movement to alternate location.		

TASK PERFORMANCE / EVALUATION SUMMARY BLOCK							
ITERATION	1M	2M	3M	4M	5M		TOTAL
TOTAL TASK STEPS EVALUATED							
TOTAL TASK STEPS "GO"							
TRAINING STATUS "GO"/"NO-GO"							

* indicates a leader task step.

SUPPORTING INDIVIDUAL TASKS

Task Number	Task Title	References
031-503-1013(SL1)	Decontaminate Yourself and Individual Equipment Using Chemical Decontaminating Kits	STP 21-1-SMCT
031-503-1015(SL1)	Protect Yourself From NBC Injury/Contamination with the Appropriate Mission-Oriented Protective Posture (MOPP) Gear	STP 21-1-SMCT
031-503-1019(SL1)	React to Chemical or Biological Hazard or Attack	STP 21-1-SMCT
031-503-1035(SL1)	Protect Yourself From Chemical/Biological Contamination Using Your Assigned Protective Mask	STP 21-1-SMCT
031-503-1037(SL1)	Detect Chemical Agents Using M8 or M9 Detector Paper	STP 21-1-SMCT
031-503-2001(SL2)	Identify Chemical Agents Using M256-Series Chemical Agent Detector Kit	STP 21-24-SMCT
031-503-3002(SL2)	Conduct Unmasking Procedures	STP 21-24-SMCT
031-503-3004(SL2)	Supervise the Crossing of a Contaminated Area	STP 21-24-SMCT
031-503-3005(SL2)	Submit NBC 1 Report	STP 21-24-SMCT
031-503-3008(SL2)	Implement Mission-Oriented Protective Posture	STP 21-24-SMCT
031-503-3010(SL2)	Supervise Employment of Nuclear, Biological, or Chemical Markers	STP 21-24-SMCT
081-831-0101(SL2)	Request Medical Evacuation	STP 21-24-SMCT
081-831-1000(SL1)	Evaluate a Casualty	STP 21-1-SMCT
081-831-1044(SL1)	Perform First Aid for Nerve Agent Injury	STP 21-1-SMCT
081-831-1046(SL1)	Transport a Casualty	STP 21-1-SMCT
081-831-1054(SL2)	Evacuate Casualties	STP 21-24-SMCT
805C-PAD-2060(SL2)	Report Casualties	STP 21-24-SMCT
850-001-2000(SL2)	Employ Accident Prevention Measures and Risk Management Process	STP 21-24-SMCT
850-001-3001(SL3)	Control Mission Safety Hazard	STP 21-24-SMCT
850-001-4001(SL4)	Integrate Risk Management Into Platoon	STP 21-24-SMCT

SUPPORTING COLLECTIVE TASKS: None

OPFOR TASKS AND STANDARDS

TASK: Disrupt Enemy Movement and Operations Using Persistent and Nonpersistent Chemical Weapons (34-OPFOR-1001)

CONDITION: Conventional artillery weapons or aircraft are available to deliver chemical weapons. Routes and key bases in the rear area have been selected.

STANDARD: Chemical agents are delivered into targeted areas. The movement of enemy supplies and equipment to forward areas is delayed by disrupting command and control systems. Enemy movement is successfully channeled into predesignated ambush areas. Enemy supplies and equipment are contaminated. A high rate of casualties is inflicted on enemy forces.

TASK: Disrupt Enemy Movement and Operations Using Tactical Nuclear Weapons (34-OPFOR-1002)

CONDITION: Orders have been received to use tactical nuclear weapons in the enemy's rear area. Key locations have been identified.

STANDARD: Tactical nuclear missiles are delivered on target. Movement of equipment and supplies is disrupted or delayed to forward areas. Enemy equipment and supplies are destroyed. A high rate of nuclear casualties is inflicted among enemy troops.

TASK: Disrupt Friendly Defensive Operations (34-OPFOR-1014)

CONDITION: Friendly forces are establishing local defensive positions and obstacles. OPFOR element receives orders to harass and disrupt these efforts. OPFOR has offensive air support and NBC weapons available.

STANDARD: OPFOR element locates and penetrates friendly positions and causes a halt or disruption in work being completed on defenses.

TASK: Breach an Obstacle (34-OPFOR-1015)

CONDITION: OPFOR lead element encounters an obstacle blocking its avenue of approach as it advances toward friendly forces.

STANDARD: OPFOR lead element breaches the obstacle before the OPFOR main body reaches the site.

TASK: Counter Passage of Lines (34-OPFOR-1016)

CONDITION: Friendly units are in defense positions but are expected to attempt a passage of lines. Friendly forces have close air support and NBC capabilities. The OPFOR element receives orders to disrupt the friendly passage of lines.

STANDARD: The friendly force passage of lines is delayed by the OPFOR element for a minimum of 2 hours.

TASK: Conduct Air Attacks (34-OPFOR-1006)

CONDITION: OPFOR elements in the rear area have forwarded the coordinates of enemy facilities and elements. OPFOR aircraft have been dispatched to attack enemy installations or convoys.

STANDARD: Locate support sites, command and control facilities, and/or convoys. Conduct attack runs on designated targets. Enemy equipment, supplies, and vehicles are destroyed and enemy personnel are killed.

TASK: Conduct Sniper Operations (34-OPFOR-1005)

CONDITION: OPFOR element has received a sniper mission from headquarters. Snipers are assigned missions in the enemy rear area along major supply routes and nearby support sites.

STANDARD: Infiltrate enemy area of operations and set up a well-concealed location. Vehicle drivers or personnel on foot are engaged with short bursts of semiautomatic fire. Selected targets are killed or

wounded. Prevent position from being discovered and evacuate the area without being detected. Results of the operation are reported to OPFOR headquarters.

ELEMENTS: Three Collection and Jamming (C&J) Platoon Headquarters
 Electronic Warfare (EW) Platoon Headquarters
 Air Reconnaissance Platoon Headquarters
 Company Headquarters
 General Support (GS) Company Military Intelligence (MI) Battalion

TASK: Prepare for a Friendly Nuclear Strike (03-3-C205.34-0001)
 (FM 3-11.4) (FM 3-3)

ITERATION: 1 2 3 4 5 M (Circle)

COMMANDER/LEADER ASSESSMENT: T P U (Circle)

CONDITIONS: The platoon receives a strike warning (STRIKEWARN) message from higher headquarters directing specific actions to implement. Some iterations of this task should be performed in mission-oriented protective posture level 4 (MOPP4).

TASK STANDARDS: The platoon completes preparations within 30 minutes of friendly nuclear strike warning.

TASK STEPS AND PERFORMANCE MEASURES	GO	NO-GO
<p>1. Radio operator acknowledges warning.</p> <ul style="list-style-type: none"> a. Authenticate the call. b. Acknowledge warning by return message. <p>*2. Issue warning order (WARNO).</p> <ul style="list-style-type: none"> a. Warn subordinate elements and affected units. b. Ensure subordinates execute actions as directed. <p>3. Complete actions before detonation occurs.</p> <ul style="list-style-type: none"> a. Place vehicles and equipment for best terrain shielding. b. Disconnect nonessential electronic equipment. c. Tie down essential antennas. d. Take down nonessential antennas and antenna leads. e. Improve shelters with consideration for blast, thermal, and radiation effects. <hr/> <p>Note: Add sandbags to shelters, foxholes, or tents in the direction of the strike. Cover openings or position them away from the strike.</p> <hr/> <ul style="list-style-type: none"> f. Zero dosimeters (two are normally issued to each platoon). g. Secure loose, flammable, or explosive items, and food or water containers to protect them from nuclear weapons effects. 		

TASK PERFORMANCE / EVALUATION SUMMARY BLOCK							
ITERATION	1	2	3	4	5	M	TOTAL
TOTAL TASK STEPS EVALUATED							
TOTAL TASK STEPS "GO"							
TRAINING STATUS "GO"/"NO-GO"							

* indicates a leader task step.

SUPPORTING INDIVIDUAL TASKS

Task Number	Task Title	References
031-503-1015(SL1)	Protect Yourself From NBC Injury/Contamination With the Appropriate Mission-Oriented Protective Posture (MOPP) Gear	STP 21-1-SMCT
031-503-1018(SL1)	React to Nuclear Hazard or Attack	STP 21-1-SMCT
031-503-1023(SL2)	Protect Yourself From NBC Injury/Contamination When Changing Mission-Oriented Protective Posture (MOPP) Gear	STP 21-24-SMCT
031-503-3010(SL2)	Supervise Employment of Nuclear, Biological, or Chemical Markers	STP 21-24-SMCT
031-503-4002(SL2)	Supervise Unit Preparation for NBC Attack	STP 21-24-SMCT
850-001-2000(SL2)	Employ Accident Prevention Measures and Risk Management Process	STP 21-24-SMCT
850-001-3001(SL3)	Control Mission Safety Hazard	STP 21-24-SMCT
850-001-4001(SL4)	Integrate Risk Management Into Platoon	STP 21-24-SMCT

SUPPORTING COLLECTIVE TASKS: None

OPFOR TASKS AND STANDARDS

TASK: Disrupt Enemy Movement and Operations Using Tactical Nuclear Weapons (34-OPFOR-1002)

CONDITION: Orders have been received to use tactical nuclear weapons in the enemy's rear area. Key locations have been identified.

STANDARD: Tactical nuclear missiles are delivered on target. Movement of equipment and supplies is disrupted or delayed to forward areas. Enemy equipment and supplies are destroyed. A high rate of nuclear casualties is inflicted among enemy troops.

TASK: Conduct Air Attacks (34-OPFOR-1006)

CONDITION: Opposing force (OPFOR) elements in the rear area have forwarded the coordinates of enemy facilities and elements. OPFOR aircraft have been dispatched to attack enemy installations or convoys.

STANDARD: Locate support sites, command and control facilities, and/or convoys. Conduct attack runs on designated targets. Enemy equipment, supplies, and vehicles are destroyed and enemy personnel are killed.

TASK: Maintain Contact (34-OPFOR-1011)

CONDITION: OPFOR element is tactically engaged with enemy base defense forces. Enemy forces are withdrawing under pressure.

STANDARD: Decisively engage the enemy forces. As the enemy withdraws, the unit or force advances, maintaining contact.

TASK: Conduct Sniper Operations (34-OPFOR-1005)

CONDITION: OPFOR element has received a sniper mission from headquarters. Snipers are assigned missions in the enemy rear area along major supply routes and near support sites.

STANDARD: Infiltrate enemy area of operations and set up a well-concealed location. Vehicle drivers or personnel on foot are engaged with short bursts of semiautomatic fire. Selected targets are killed or wounded. Prevent position from being discovered and evacuate the area without being detected. Results of the operation are reported to OPFOR headquarters.

TASK: Attack (34-OPFOR-1010)

CONDITION: Enemy rear area support base has been located. Priority intelligence requirements (PIRs) and other intelligence requirements have been obtained by OPFOR patrols. Element has automatic and antiarmor weapons, and light mortars. Element is approximately the size of two platoons.

STANDARD: An attack plan is developed. An attack is initiated using a scheme of maneuver that exploits enemy flanks, gaps, and weaknesses. Covered and concealed routes are used to approach enemy areas. Employ indirect fire to support attack. Penetrate enemy defenses. Destroy equipment and supplies, inflict casualties, isolate the support base, and block reinforcements. The enemy unit is forced to displace.

ELEMENTS: Air Reconnaissance Platoon Headquarters
 Electronic Warfare (EW) Platoon Headquarters
 Three Collection and Jamming (C&J) Platoon Headquarters
 General Support (GS) Company Military Intelligence (MI) Battalion
 Company Headquarters

TASK: Prepare for Nuclear Attack (03-3-C206.34-0001)
 (FM 3-11.4) (FM 3-11) (FM 3-3)

ITERATION: 1 2 3 4 5 M (Circle)

COMMANDER/LEADER ASSESSMENT: T P U (Circle)

CONDITIONS: The platoon receives notice that a nuclear attack is probable and must implement actions to minimize casualties and damage to equipment. Some iterations of this task should be performed in mission-oriented protective posture level 4 (MOPP4).

TASK STANDARDS: The platoon hardens and shields positions and equipment, and conducts periodic monitoring. The time required to prepare is increased when conducting this task in (MOPP4).

TASK STEPS AND PERFORMANCE MEASURES	GO	NO-GO
<p>*1. Issue a warning order (WARNO) to subordinate units, ensuring all soldiers understand the order.</p> <p>2. Begin defensive preparation for a nuclear attack.</p> <ul style="list-style-type: none"> a. Place vehicles and equipment for best terrain shielding (hill masses, slopes, culverts, depressions). b. Turn off and disconnect nonessential electronic equipment in accordance with unit standing operating procedures (SOP) or other guidance. c. Tie down essential antennas. d. Take down nonessential antenna leads in accordance with unit SOP or other guidance. e. Improve shelters with consideration for blast, thermal, and radiation effects. f. Zero dosimeter(s). g. Secure loose, flammable, or explosive items, and food or water containers to protect them from nuclear weapons effects. h. Take cover in hardened shelters (if available). i. Use field expedient shelters. <p>3. Monitor and report.</p> <ul style="list-style-type: none"> a. Continue periodic monitoring. b. Report all dose rate and dosimeter readings to higher headquarters. 		

TASK PERFORMANCE / EVALUATION SUMMARY BLOCK							
ITERATION	1	2	3	4	5	M	TOTAL
TOTAL TASK STEPS EVALUATED							
TOTAL TASK STEPS "GO"							
TRAINING STATUS "GO"/"NO-GO"							

* indicates a leader task step.

SUPPORTING INDIVIDUAL TASKS

Task Number	Task Title	References
031-503-1015(SL1)	Protect Yourself From NBC Injury/Contamination With the Appropriate Mission-Oriented Protective Posture (MOPP) Gear	STP 21-1-SMCT
031-503-1018(SL1)	React to Nuclear Hazard or Attack	STP 21-1-SMCT
031-503-1023(SL2)	Protect Yourself From NBC Injury/Contamination When Changing Mission-Oriented Protective Posture (MOPP) Gear	STP 21-24-SMCT
031-503-2023(SL2)	Measure Radiation Dose Rate and Total Dose	STP 21-24-SMCT
031-503-3005(SL2)	Submit NBC 1 Report	STP 21-24-SMCT
031-503-3010(SL2)	Supervise Employment of Nuclear, Biological, or Chemical Markers	STP 21-24-SMCT
031-503-4002(SL2)	Supervise Unit Preparation for NBC Attack	STP 21-24-SMCT
031-506-1053(SL2)	Report NBC Information Using NBC 4 Report	STP 21-24-SMCT
071-326-0513(SL1)	Select Temporary Fighting Positions	STP 21-1-SMCT
081-831-1007(SL1)	Perform First Aid for Burns	STP 21-1-SMCT
850-001-2000(SL2)	Employ Accident Prevention Measures and Risk Management Process	STP 21-24-SMCT
850-001-3001(SL3)	Control Mission Safety Hazard	STP 21-24-SMCT
850-001-4001(SL4)	Integrate Risk Management Into Platoon	STP 21-24-SMCT

SUPPORTING COLLECTIVE TASKS: None

OPFOR TASKS AND STANDARDS

TASK: Disrupt Enemy Movement and Operations Using Tactical Nuclear Weapons (34-OPFOR-1002)

CONDITION: Orders have been received to use tactical nuclear weapons in the enemy's rear area. Key locations have been identified.

STANDARD: Tactical nuclear missiles are delivered on target. Movement of equipment and supplies is disrupted or delayed to forward areas. Enemy equipment and supplies are destroyed. A high rate of nuclear casualties is inflicted among enemy troops.

TASK: Conduct Air Attacks (34-OPFOR-1006)

CONDITION: Opposing force (OPFOR) elements in the rear area have forwarded the coordinates of enemy facilities and elements. OPFOR aircraft have been dispatched to attack enemy installations or convoys.

STANDARD: Locate support sites, command and control facilities, and/or convoys. Conduct attack runs on designated targets. Enemy equipment, supplies, and vehicles are destroyed and enemy personnel are killed.

TASK: Conduct Sniper Operations (34-OPFOR-1005)

CONDITION: OPFOR element has received a sniper mission from headquarters. Snipers are assigned missions in the enemy rear area along major supply routes and near support sites.

STANDARD: Infiltrate enemy area of operations and set up a well-concealed location. Vehicle drivers or personnel on foot are engaged with short bursts of semiautomatic fire. Selected targets are killed or wounded. Prevent position from being discovered and evacuate the area without being detected. Results of the operation are reported to OPFOR headquarters.

ELEMENTS: Three Collection and Jamming (C&J) Platoon headquarters
 Electronic Warfare (EW) Platoon Headquarters
 Air Reconnaissance Platoon Headquarters
 Company Headquarters
 General Support (GS) Company Military Intelligence (MI) Battalion

TASK: Cross a Radiologically Contaminated Area (03-3-C208.34-0001)
 (FM 3-3) (FM 3-11) (FM 3-11.4)

ITERATION: 1M 2M 3M 4M 5M (Circle)

COMMANDER/LEADER ASSESSMENT: T P U (Circle)

CONDITIONS: The platoon receives orders to cross a radiologically contaminated area. Approximate boundaries of the area are known or marked. This task is always performed in mission-oriented protective posture level 4 (MOPP4).

TASK STANDARDS: The platoon crosses the contaminated area using the shortest possible route without receiving radiation casualties or spreading contamination.

TASK STEPS AND PERFORMANCE MEASURES	GO	NO-GO
<p>*1. Prepare the platoon for the crossing.</p> <ul style="list-style-type: none"> a. Direct individuals who may be exposed to radioactive dust particles to cover their noses and mouths with handkerchiefs or clean rags, roll sleeves down, and wear gloves. b. Receive operational exposure guidance from commander (turn back dose and dose rate). c. Ensure radiac equipment operators check instruments. <p>2. Prepare for crossing.</p> <ul style="list-style-type: none"> a. Identify extra shielding requirements (for example, vehicles use sandbags on the floor). b. Place externally stored equipment inside or cover it with available material. c. Start continuous monitoring. <p>3. Cross the area.</p> <ul style="list-style-type: none"> a. Avoid stirring up dust. b. Keep out of dust cloud by increasing the intervals and distances between vehicles. c. Conduct movement as rapidly as possible (tracked vehicles should be buttoned up). <p>4. Perform hasty decontamination of personnel and equipment.</p> <ul style="list-style-type: none"> a. Check for casualties. b. Report casualties (if applicable). c. Conduct necessary decontamination. d. Evacuate casualties. e. Continue the mission. 		

TASK PERFORMANCE / EVALUATION SUMMARY BLOCK							
ITERATION	1M	2M	3M	4M	5M		TOTAL
TOTAL TASK STEPS EVALUATED							
TOTAL TASK STEPS "GO"							
TRAINING STATUS "GO"/"NO-GO"							

* indicates a leader task step.

SUPPORTING INDIVIDUAL TASKS

Task Number	Task Title	References
031-503-1015(SL1)	Protect Yourself From NBC Injury/Contamination with the Appropriate Mission-Oriented Protective Posture (MOPP) Gear	STP 21-1-SMCT
031-503-1018(SL1)	React to Nuclear Hazard or Attack	STP 21-1-SMCT
031-503-1023(SL2)	Protect Yourself From NBC Injury/Contamination When Changing Mission-Oriented Protective Posture (MOPP) Gear	STP 21-24-SMCT
031-503-2023(SL2)	Measure Radiation Dose Rate and Total Dose	STP 21-24-SMCT
031-503-3004(SL2)	Supervise the Crossing of a Contaminated Area	STP 21-24-SMCT
031-503-3010(SL2)	Supervise Employment of Nuclear, Biological, or Chemical Markers	STP 21-24-SMCT
071-326-0503(SL1)	Move Over, Through, or Around Obstacles (Except Minefields)	STP 21-1-SMCT
071-329-1006(SL1)	Navigate From One Point on the Ground to Another Point While Dismounted	STP 21-1-SMCT
071-329-1030(SL1)	Navigate From One Point on the Ground to Another Point While Mounted	STP 21-1-SMCT
805C-PAD-2060(SL2)	Report Casualties	STP 21-24-SMCT
850-001-2000(SL2)	Employ Accident Prevention Measures and Risk Management Process	STP 21-24-SMCT
850-001-3001(SL3)	Control Mission Safety Hazard	STP 21-24-SMCT
850-001-4001(SL4)	Integrate Risk Management Into Platoon	STP 21-24-SMCT

SUPPORTING COLLECTIVE TASKS: None

OPFOR TASKS AND STANDARDS

TASK: Conduct Hasty Ambush (34-OPFOR-1003)

CONDITION: Opposing force (OPFOR) element is moving in a concealed area when an enemy element is reported moving along an adjacent route.

STANDARD: The ambush site is prepared before the arrival of the enemy element. The enemy force is surprised and casualties are inflicted within the designated kill zone. Delay enemy march element from reaching its specified destination. Withdraw, on order, within 2 minutes of ambush initiation. Report results of mission to headquarters.

TASK: Counter Passage of Lines (34-OPFOR-1016)

CONDITION: Friendly units are in defense positions but are expected to attempt a passage of lines. Friendly forces have close air support and nuclear, biological, and chemical (NBC) capabilities. The OPFOR element receives orders to disrupt the friendly passage of lines.

STANDARD: The friendly force passage of lines is delayed by the OPFOR element for a minimum of 2 hours.

TASK: Conduct Deliberate Ambush (34-OPFOR-1004)

CONDITION: OPFOR element is operating along an enemy major supply route. Intelligence has reported an enemy convoy approaching the element. Headquarters has ordered complete destruction of the march element. The march element is approximately 15 minutes from the ambush point. OPFOR element possesses automatic weapons, antiarmor weapons, and command-detonated mines.

STANDARD: Prepare ambush site before arrival of enemy convoy. Surprise enemy forces. Force enemy march element to halt in kill zone. Kill, wound, or capture enemy personnel and destroy all vehicles and equipment. Consolidate and withdraw from the area on order. Results of the mission are reported to headquarters.

TASK: Conduct Air Attacks (34-OPFOR-1006)

CONDITION: OPFOR elements in the rear area have forwarded the coordinates of enemy facilities and elements. OPFOR aircraft have been dispatched to attack enemy installations or convoys.

STANDARD: Locate support sites, command and control facilities, and/or convoys. Conduct attack runs on designated targets. Enemy equipment, supplies, and vehicles are destroyed and enemy personnel are killed.

TASK: Conduct Sniper Operations (34-OPFOR-1005)

CONDITION: OPFOR element has received a sniper mission from headquarters. Snipers are assigned missions in the enemy rear area along major supply routes and near support sites.

STANDARD: Infiltrate enemy area of operations and set up a well-concealed location. Vehicle drivers or personnel on foot are engaged with short bursts of semiautomatic fire. Selected targets are killed or wounded. Prevent position from being discovered and evacuate the area without being detected. Results of the operation are reported to OPFOR headquarters.

ELEMENTS: General Supply (GS) Company Military Intelligence (MI) Battalion
 Three Collection and Jamming (C&J) Platoon Headquarters
 Electronic Warfare (EW) Platoon Headquarters
 Air Reconnaissance Platoon Headquarters
 Company Headquarters

TASK: React to Smoke Operations (03-3-C209.34-0001)
 (FM 3-50)

ITERATION: 1 2 3 4 5 M (Circle)

COMMANDER/LEADER ASSESSMENT: T P U (Circle)

CONDITIONS: The threat impedes direct platoon observation by using smoke as an obscuring measure, or the platoon needs to conceal its activities from threat observation. Some iterations of this task should be performed in mission-oriented protective posture level 4 (MOPP4).

TASK STANDARDS: The platoon exploits the threat smoke or employs organic smoke to conceal its own activities and continues the mission. The time required to prepare is increased when conducting this task in MOPP4.

TASK STEPS AND PERFORMANCE MEASURES	GO	NO-GO
<ol style="list-style-type: none"> 1. Do not allow smoke to impede performance of mission. <ol style="list-style-type: none"> a. Perform mission in the presence of smoke. b. Use threat smoke to conceal own activities. c. Move to alternate positions to reduce the effects of the threat's use of smoke. d. Consider using countersmoke to conceal own activities. 2. Employ organic smoke grenade launchers, smoke pots, and smoke hand grenades. <ol style="list-style-type: none"> a. Coordinate smoke operations with unit commander or supported unit. b. Determine wind direction and speed. c. Determine where to release smoke and where it will travel. d. Determine duration of smoke operations. e. Determine the effects of weather conditions of their smoke plan. f. Ensure smoke covers a larger area than the unit position. g. Request smoke support from other units (if organic systems will not accomplish the task). 3. Use target acquisition and guidance systems. <ol style="list-style-type: none"> a. Determine what available target and acquisition systems are effective in smoke and use them. b. Request target acquisition and guidance systems that are effective in smoke. *4. Request resupply of smoke munitions when required. <ol style="list-style-type: none"> a. Request smoke grenades and smoke pots. b. Distribute smoke grenades and smoke pots. 		

TASK PERFORMANCE / EVALUATION SUMMARY BLOCK							
ITERATION	1	2	3	4	5	M	TOTAL
TOTAL TASK STEPS EVALUATED							
TOTAL TASK STEPS "GO"							
TRAINING STATUS "GO"/"NO-GO"							

* indicates a leader task step.

SUPPORTING INDIVIDUAL TASKS

Task Number	Task Title	References
071-326-0503(SL1)	Move Over, Through, or Around Obstacles (Except Minefields)	STP 21-1-SMCT
071-326-0510(SL1)	React to Indirect Fire While Dismounted	STP 21-1-SMCT
071-326-3002(SL1)	React to Indirect Fire While Mounted	STP 21-1-SMCT
850-001-2000(SL2)	Employ Accident Prevention Measures and Risk Management Process	STP 21-24-SMCT
850-001-3001(SL3)	Control Mission Safety Hazard	STP 21-24-SMCT
850-001-4001(SL4)	Integrate Risk Management Into Platoon	STP 21-24-SMCT

SUPPORTING COLLECTIVE TASKS: None

OPFOR TASKS AND STANDARDS

TASK: Conduct Aerial Reconnaissance (34-OPFOR-1007)

CONDITION: Opposing force (OPFOR) HQ requires intelligence on the location and identification of enemy elements. Aircraft is dispatched to take photographs and conduct a visual inspection of enemy area.

STANDARD: Locate and photograph enemy positions in assigned sectors, including support and storage bases and command and control facilities. Visual checks are conducted when possible. The enemy is not engaged. Priority intelligence requests and other information requirements (IRs) are reported to OPFOR HQ.

TASK: Disrupt Enemy Movement and Operations Using Persistent and Nonpersistent Chemical Weapons (34-OPFOR-1001)

CONDITION: Conventional artillery weapons or aircraft are available to deliver chemical weapons. Routes and key bases in the rear area have been selected.

STANDARD: Chemical agents are delivered into targeted areas. The movement of enemy supplies and equipment to forward areas is delayed by disrupting command and control systems. Enemy movement is successfully channeled into predesignated ambush areas. Enemy supplies and equipment are contaminated. A high rate of casualties is inflicted on enemy forces.

TASK: Conduct Hasty Ambush (34-OPFOR-1003)

CONDITION: OPFOR element is moving in a concealed area when an enemy element is reported moving along an adjacent route.

STANDARD: The ambush site is prepared before the arrival of the enemy element. The enemy force is surprised and casualties are inflicted within the designated kill zone. Delay enemy march element from reaching its specified destination. Withdraw, on order, within 2 minutes of ambush initiation. Report results of mission to headquarters.

TASK: Conduct Deliberate Ambush (34-OPFOR-1004)

CONDITION: OPFOR element is operating along an enemy major supply route. Intelligence has reported an enemy convoy approaching the element. Headquarters has ordered complete destruction of the march element. The march element is approximately 15 minutes from the ambush point. OPFOR element possesses automatic weapons, antiarmor weapons, and command-detonated mines.

STANDARD: Prepare ambush site before arrival of enemy convoy. Surprise enemy forces. Force enemy march element to halt in kill zone. Kill, wound, or capture enemy personnel and destroy all vehicles and equipment. Consolidate and withdraw from the area on order. Results of the mission are reported to headquarters.

TASK: Conduct Air Attacks (34-OPFOR-1006)

CONDITION: OPFOR elements in the rear area have forwarded the coordinates of enemy facilities and elements. OPFOR aircraft have been dispatched to attack enemy installations or convoys.

STANDARD: Locate support sites, command and control facilities, and/or convoys. Attack runs on designated targets are conducted. Enemy equipment, supplies, and vehicles are destroyed and enemy personnel are killed.

TASK: Maintain Contact (34-OPFOR-1011)

CONDITION: OPFOR element is tactically engaged with enemy base defense forces. Enemy forces are withdrawing under pressure.

STANDARD: Decisively engage the enemy forces. As the enemy withdraws, the unit or force advances, maintaining contact.

TASK: Conduct Sniper Operations (34-OPFOR-1005)

CONDITION: OPFOR element has received a sniper mission from headquarters. Snipers are assigned missions in the enemy rear area along major supply routes and near support sites.

STANDARD: Infiltrate enemy area of operations and set up a well-concealed location. Vehicle drivers or personnel on foot are engaged with short bursts of semiautomatic fire. Selected targets are killed or wounded. Prevent position from being discovered and evacuate the area without being detected. Results of the operation are reported to OPFOR headquarters.

TASK: Attack (34-OPFOR-1010)

CONDITION: Enemy rear area support base has been located. Priority intelligence requirements (PIRs) and other IRs have been obtained by OPFOR patrols. Element has automatic and antiarmor weapons, and light mortars. Element is approximately the size of two platoons.

STANDARD: An attack plan is developed. An attack is initiated using a scheme of maneuver that exploits enemy flanks, gaps, and weaknesses. Covered and concealed routes are used to approach enemy areas. Employ indirect fire to support attack. Penetrate enemy defenses. Destroy equipment and supplies, inflict casualties, isolate the support base, and block reinforcements. The enemy unit is forced to displace.

TASK: Conduct Raid (34-OPFOR-1009)

CONDITION: OPFOR element has occupied an objective rally point and has orders to conduct a raid on a rear area base.

STANDARD: Surprise the enemy forces. Assault enemy support base and accomplish assigned tasks. Specified equipment and supplies are destroyed. Decisive engagement is avoided. All personnel are withdrawn from the area within the prescribed time. The collected intelligence data satisfies the PIRs.

ELEMENTS: Three Collection and Jamming (C&J) Platoon Headquarters
 Electronic Warfare (EW) Platoon Headquarters
 Air Reconnaissance Platoon Headquarters
 Company Headquarters
 General Support (GS) Company Military (MI) Battalion

TASK: Respond to the Residual Effects of a Nuclear Attack (03-3-C222.34-0001)
 (FM 3-11.4) (FM 3-11) (FM 3-3)

ITERATION: 1M 2M 3M 4M 5M (Circle)

COMMANDER/LEADER ASSESSMENT: T P U (Circle)

CONDITIONS: The platoon is located within a predicted fallout area. The mission does not allow for movement from the fallout area. This task is always performed in mission-oriented protective posture level 4 (MOPP4).

TASK STANDARDS: The platoon takes actions to minimize exposure to residual radiation.

TASK STEPS AND PERFORMANCE MEASURES	GO	NO-GO
<p>*1. Prepare unit for fallout.</p> <ul style="list-style-type: none"> a. Ensure individuals cover their noses and mouths with handkerchiefs or clean rags, roll sleeves down, and wear gloves. b. Cover equipment, munitions, petroleum, oil, lubricants, food, and water containers or place them inside shelters or vehicles. c. Use shelters, closed vehicles, or available shielding to protect personnel from fallout. d. Ensure continuous monitoring is maintained using available nuclear, biological, and chemical (NBC) detection and identification equipment. <p>2. Monitor fallout.</p> <ul style="list-style-type: none"> a. Maintain total dose information, using available total dose instruments. b. Ensure exposure is minimized while commander determines if relocation to a clean area is necessary or possible. c. Calculate optimum time of exit. d. Send NBC-4 reports to higher headquarters as required, using secure means when possible. <p>*3. Develop a contingency plan.</p> <ul style="list-style-type: none"> a. Use guidance from higher headquarters based on the mission and previous radiation exposure. b. Ensure entry and exit procedures are followed to minimize vehicle contamination. c. Plan for rotation of individuals to minimize exposure. 		

TASK PERFORMANCE / EVALUATION SUMMARY BLOCK							
ITERATION	1M	2M	3M	4M	5M		TOTAL
TOTAL TASK STEPS EVALUATED							
TOTAL TASK STEPS "GO"							
TRAINING STATUS "GO"/"NO-GO"							

* indicates a leader task step.

SUPPORTING INDIVIDUAL TASKS

Task Number	Task Title	References
031-503-1015(SL1)	Protect Yourself From NBC Injury/Contamination with the Appropriate Mission-Oriented Protective Posture (MOPP) Gear	STP 21-1-SMCT
031-503-1018(SL1)	React to Nuclear Hazard or Attack	STP 21-1-SMCT
031-503-2023(SL2)	Measure Radiation Dose Rate and Total Dose	STP 21-24-SMCT
031-503-4002(SL2)	Supervise Unit Preparation for NBC Attack	STP 21-24-SMCT
031-506-1053(SL2)	Report NBC Information Using NBC 4 Report	STP 21-24-SMCT
081-831-1005(SL1)	Perform First Aid to Prevent or Control Shock	STP 21-1-SMCT
081-831-1007(SL1)	Perform First Aid for Burns	STP 21-1-SMCT
805C-PAD-2060(SL2)	Report Casualties	STP 21-24-SMCT
805C-PAD-2461(SL2)	Maintain Accountability of Personnel (Status Report)	STP 21-24-SMCT
850-001-2000(SL2)	Employ Accident Prevention Measures and Risk Management Process	STP 21-24-SMCT
850-001-3001(SL3)	Control Mission Safety Hazard	STP 21-24-SMCT
850-001-4001(SL4)	Integrate Risk Management Into Platoon	STP 21-24-SMCT

SUPPORTING COLLECTIVE TASKS: None

OPFOR TASKS AND STANDARDS

TASK: Disrupt Enemy Movement and Operations Using Tactical Nuclear Weapons (34-OPFOR-1002)

CONDITION: Orders have been received to use tactical nuclear weapons in the enemy's rear area. Key locations have been identified.

STANDARD: Tactical nuclear missiles are delivered on target. Movement of equipment and supplies is disrupted or delayed to forward areas. Enemy equipment and supplies are destroyed. A high rate of nuclear casualties is inflicted among enemy troops.

TASK: Conduct Air Attacks (34-OPFOR-1006)

CONDITION: Opposing force (OPFOR) elements in the rear area have forwarded the coordinates of enemy facilities and elements. OPFOR aircraft have been dispatched to attack enemy installations or convoys.

STANDARD: Locate support sites, command and control facilities, and/or convoys. Conduct attack runs on designated targets. Enemy equipment, supplies, and vehicles are destroyed and enemy personnel are killed.

TASK: Conduct Sniper Operations (34-OPFOR-1005)

CONDITION: OPFOR element has received a sniper mission from headquarters. Snipers are assigned missions in the enemy rear area along major supply routes and near support sites.

STANDARD: Infiltrate enemy area of operations and set up a well-concealed location. Vehicle drivers or personnel on foot are engaged with short bursts of semiautomatic fire. Selected targets are killed or wounded. Prevent position from being discovered and evacuate the area without being detected. Results of the operation are reported to OPFOR headquarters.

ELEMENTS: Company Headquarters
 Three Collection and Jamming (C&J) Platoon Headquarters
 Electronic Warfare (EW) Platoon Headquarters
 Air Reconnaissance Platoon Headquarters
 General Support (GS) Company Military Intelligence (MI) Battalion

TASK: Respond to the Initial Effects of a Nuclear Attack (03-3-C223.34-0001)
 (FM 3-11.4) (FM 3-11) (FM 3-3)

ITERATION: 1M 2M 3M 4M 5M (Circle)

COMMANDER/LEADER ASSESSMENT: T P U (Circle)

CONDITIONS: Platoon members observe a brilliant flash of light and/or a mushroom-shaped cloud. This task is always performed in mission-oriented protective posture level 4 MOPP4.

TASK STANDARDS: The platoon takes actions to minimize exposure to the initial effects of a nuclear detonation in its area and continues its mission.

TASK STEPS AND PERFORMANCE MEASURES	GO	NO-GO
<ol style="list-style-type: none"> 1. Take immediate protective actions to a nuclear attack without warning. <ol style="list-style-type: none"> a. Close eyes and drop to the ground in a prone position, with head toward blast if possible (if in the hatch of an armored vehicle, immediately drop down inside the vehicle). b. Keep head down and helmet on. c. Remain down until all debris stops falling. d. Identify the best shelter and move to it (if possible). 2. Take protective measures from the blast and radiation. <ol style="list-style-type: none"> a. Assume MOPP4 immediately while under shelter. b. Keep clothing loosely fitted while keeping headgear on at all times. c. Protect eyes and minimize exposed skin areas. *3. Reorganize the platoon. <ol style="list-style-type: none"> a. Reestablish chain of command. b. Reestablish communications. c. Send nuclear, biological, and chemical (NBC)-1 (nuclear) report. d. Treat casualties. e. Evacuate casualties. f. Report casualties. g. Evaluate facilities for protection. h. Implement continuous monitoring. i. Submit damage assessment to higher headquarters. j. Initiate area damage control plan as required. k. Extinguish all fires before they spread out of control. 		

TASK STEPS AND PERFORMANCE MEASURES	GO	NO-GO
<p>*4. Ensure weapon systems are operational.</p> <ul style="list-style-type: none"> a. Field-strip. b. Clean. c. Inspect for serviceability. <p>5. Right overturned vehicles.</p> <ul style="list-style-type: none"> a. Check loss of coolant, fuel, and battery fluids. b. Perform operator maintenance to restore moderately damaged vehicles to combat use. <p>6. Improve cover (if applicable).</p> <ul style="list-style-type: none"> a. Choose dense covering material. b. Cover in depth. c. Provide strong support. d. Cover as much of unneeded openings as practical. 		

TASK PERFORMANCE / EVALUATION SUMMARY BLOCK							
ITERATION	1M	2M	3M	4M	5M		TOTAL
TOTAL TASK STEPS EVALUATED							
TOTAL TASK STEPS "GO"							
TRAINING STATUS "GO"/"NO-GO"							

* indicates a leader task step.

SUPPORTING INDIVIDUAL TASKS

Task Number	Task Title	References
031-503-1013(SL1)	Decontaminate Yourself and Individual Equipment Using Chemical Decontaminating Kits	STP 21-1-SMCT
031-503-1015(SL1)	Protect Yourself From NBC Injury/Contamination with the Appropriate Mission-Oriented Protective Posture (MOPP) Gear	STP 21-1-SMCT
031-503-1018(SL1)	React to Nuclear Hazard or Attack	STP 21-1-SMCT
031-503-1023(SL2)	Protect Yourself From NBC Injury/Contamination When Changing Mission-Oriented Protective Posture (MOPP) Gear	STP 21-24-SMCT
031-503-2023(SL2)	Measure Radiation Dose Rate and Total Dose	STP 21-24-SMCT
031-503-3005(SL2)	Submit NBC 1 Report	STP 21-24-SMCT
031-503-3008(SL2)	Implement Mission-Oriented Protective Posture	STP 21-24-SMCT
031-503-3010(SL2)	Supervise Employment of Nuclear, Biological, or Chemical Markers	STP 21-24-SMCT
031-503-4002(SL2)	Supervise Unit Preparation for NBC Attack	STP 21-24-SMCT
081-831-0101(SL2)	Request Medical Evacuation	STP 21-24-SMCT
081-831-1000(SL1)	Evaluate a Casualty	STP 21-1-SMCT

SUPPORTING INDIVIDUAL TASKS

Task Number	Task Title	References
081-831-1005(SL1)	Perform First Aid to Prevent or Control Shock	STP 21-1-SMCT
081-831-1007(SL1)	Perform First Aid for Burns	STP 21-1-SMCT
081-831-1025(SL1)	Perform First Aid for an Open Abdominal Wound	STP 21-1-SMCT
081-831-1033(SL1)	Perform First Aid for an Open Head Wound	STP 21-1-SMCT
081-831-1034(SL1)	Perform First Aid for a Suspected Fracture	STP 21-1-SMCT
081-831-1042(SL1)	Perform Mouth-to-Mouth Resuscitation	STP 21-1-SMCT
081-831-1046(SL1)	Transport a Casualty	STP 21-1-SMCT
081-831-1054(SL2)	Evacuate Casualties	STP 21-24-SMCT
091-CLT-3009(SL4)	Supervise Maintenance Operations	STP 21-24-SMCT
091-CLT-4029(SL2)	Supervise Preventive Maintenance Checks and Services (PMCS)	STP 21-24-SMCT
101-92Y-0006(SL2)	Inspect Equipment for Accountability, Cleanliness, and Serviceability	STP 21-24-SMCT
805C-PAD-2060(SL2)	Report Casualties	STP 21-24-SMCT
805C-PAD-2461(SL2)	Maintain Accountability of Personnel (Status Report)	STP 21-24-SMCT
850-001-2000(SL2)	Employ Accident Prevention Measures and Risk Management Process	STP 21-24-SMCT
850-001-3001(SL3)	Control Mission Safety Hazard	STP 21-24-SMCT
850-001-4001(SL4)	Integrate Risk Management Into Platoon	STP 21-24-SMCT

SUPPORTING COLLECTIVE TASKS: None

OPFOR TASKS AND STANDARDS

TASK: Disrupt Enemy Movement and Operations Using Tactical Nuclear Weapons (34-OPFOR-1002)

CONDITION: Orders have been received to use tactical nuclear weapons in the enemy's rear area. Key locations have been identified.

STANDARD: Tactical nuclear missiles are delivered on target. Movement of equipment and supplies is disrupted or delayed to forward areas. Enemy equipment and supplies are destroyed. A high rate of nuclear casualties is inflicted among enemy troops.

TASK: Conduct Air Attacks (34-OPFOR-1006)

CONDITION: Opposing force (OPFOR) elements in the rear area have forwarded the coordinates of enemy facilities and elements. OPFOR aircraft have been dispatched to attack enemy installations or convoys.

STANDARD: Locate support sites, command and control facilities, and/or convoys. Conduct attack runs on designated targets. Enemy equipment, supplies, and vehicles are destroyed and enemy personnel are killed.

TASK: Conduct Sniper Operations (34-OPFOR-1005)

CONDITION: OPFOR element has received a sniper mission from headquarters. Snipers are assigned missions in the enemy rear area along major supply routes and near support sites.

STANDARD: Infiltrate enemy area of operations and set up a well-concealed location. Vehicle drivers or personnel on foot are engaged with short bursts of semiautomatic fire. Selected targets are killed or

wounded. Prevent position from being discovered and evacuate the area without being detected. Results of the operation are reported to OPFOR headquarters.

ELEMENTS: Company Headquarters
 Three Collection and Jamming (C&J) Platoon Headquarters
 Electronic Warfare (EW) Platoon Headquarters
 Air Reconnaissance Platoon Headquarters
 General Support (GS) Company Military Intelligence (MI) Battalion

TASK: Conduct Operational Decontamination (03-3-C224.34-0001)

(FM 3-5) (FM 3-11) (STP 21-1-SMCT)

ITERATION: 1M 2M 3M 4M 5M (Circle)

COMMANDER/LEADER ASSESSMENT: T P U (Circle)

CONDITIONS: The platoon is conducting combat operations within a chemically contaminated area. Time and the tactical situation will permit the unit to conduct mission-oriented protective posture (MOPP) gear exchange. The supply sergeant has delivered replacement overgarments and decontaminates within the vicinity of the platoon's location. Site security has been established. This task is always performed in MOPP4.

TASK STANDARDS: All personnel decontaminate their individual gear, conduct the MOPP gear exchange (using the buddy system) without sustaining additional casualties from nuclear, biological, and chemical (NBC) contamination, and continue the mission.

TASK STEPS AND PERFORMANCE MEASURES	GO	NO-GO
<p>*1. Move unit to clear area (rendezvous point) selected by higher headquarters.</p> <ul style="list-style-type: none"> a. Select site for MOPP gear exchange. b. Select site large enough to accommodate elements involved in the MOPP gear exchange (1- to 3-meter spacing is sufficient for each buddy team). c. Select site with overhead concealment. <p>2. Decontaminate individual fighting gear.</p> <ul style="list-style-type: none"> a. Prepare equipment decontaminant with a mixture of two parts subtropical bleach and three parts earth (for dry mix). b. Place decontaminated individual fighting equipment on an uncontaminated surface (plastics, poncho, or other similar material). <p>*3. Prepare to implement MOPP gear exchange.</p> <p>*4. Implement the procedures for MOPP gear exchange.</p> <ul style="list-style-type: none"> a. Direct soldiers to pick up new MOPP gear. b. Direct soldiers to pair up as buddy teams (buddy #1 and buddy #2) in a circle. c. Direct MOPP gear exchange from the center of the circle. <p>*5. Direct procedures for hood removal.</p> <ul style="list-style-type: none"> a. Direct buddy #1 to prepare or undo buddy #2's hood for decontamination and hood roll. b. Direct buddy #1 to decontaminate the hood and exposed parts of buddy #2's mask including canister and hose on M24/25 series, using decontamination wipe two first, decontamination wipe one last. 		

TASK STEPS AND PERFORMANCE MEASURES	GO	NO-GO
<p>c. Direct buddy #1 to start with buddy #2's mask eyeless outserts, using decontamination wipe two first. Then start at the top of the hood and work toward bottom of the hood repeating the same procedure with decontamination wipe one.</p> <p>d. Direct buddy #1 to roll buddy #2 hood.</p> <p>*6. Direct procedures for overgarment removal.</p> <p>a. Direct buddy #1 to unbutton the snaps on the back and front of buddy #2's jacket to include the cord and zipper.</p> <p>b. Direct buddy #1 to pull buddy #2's jacket off, one arm at a time, turning the jacket inside out. Have buddy #2 to make a fist as each sleeve is removed to prevent the gloves from coming off.</p> <p>c. Direct buddy #1 to place buddy #2's jacket on the ground nearby with the black side (uncontaminated side) up. Buddy #2 will use it to stand on later while redressing.</p> <p>d. Direct buddy #1 to remove buddy #2's trousers by opening the trouser cuffs, the waist snap, zipper, and if necessary, the waist tabs of buddy #2's trousers.</p> <p>e. Direct buddy #1 to grab buddy #2's trousers by the cuff while buddy #2 removes one leg at a time from the trousers.</p> <p>f. Direct buddy #1 to discard buddy #2's trousers.</p>		
<hr/> <p>Note: Do not reverse roles at this time.</p> <hr/>		
<p>*7. Direct procedures for removal of the overboots and gloves.</p> <p>a. Direct buddy #2 to stand next to his jacket.</p> <p>b. Direct buddy #1 to untie or cut the strings of buddy #2's overboots.</p> <p>c. Direct buddy #1 to remove the overboots from buddy #2's feet, one at a time. As buddy #1 removes a boot, have buddy #2 step onto his own jacket.</p> <p>d. Direct buddy #2 to remove his gloves. (Buddy #1 will assist buddy #2, if necessary to prevent buddy #2 from touching the outside of the gloves).</p>		
<hr/> <p>Note: Do not reverse roles at this time.</p> <hr/>		
<p>*8. Direct procedures for new overgarment replacement.</p> <p>a. Direct buddy #1 to open new package of overgarment without touching the inside of package or the new overgarment.</p> <p>b. Direct buddy #1 to hold the new package of overgarment firmly while buddy #2 removes the new overgarment from the package without touching the outside of the package.</p> <p>c. Direct buddy #2 to put on his trousers and jacket and fasten the overgarment, leaving the trouser legs open.</p>		

TASK STEPS AND PERFORMANCE MEASURES	GO	NO-GO
<p>*9. Direct procedures for new overboot and glove replacements.</p> <ul style="list-style-type: none"> a. Direct buddy #1 to open a new package of overboots without touching the inside of the package or the new overboots. b. Direct buddy #1 to hold the new package of overboots firmly while buddy #2 removes the new overboots from the package without touching the inside of the package. c. Direct buddy #2 to put on his overboots and fastens the trouser leg. d. Direct buddy #1 to open a new package of gloves without touching the inside of the package or the new gloves. e. Direct buddy #1 to hold the new package of gloves firmly while buddy #2 removes a new pair of gloves from the package without touching the outside of the package. f. Direct buddy #2 to put on his new gloves. <hr/> <p>Note: Do not reverse roles at this time. Buddy #1 decontaminates his own rubber gloves with an M258A1 skin decontamination kit. Buddy #1 completes this step before securing buddy #2's hood.</p> <hr/> <p>*10. Direct procedures for new hood replacement.</p> <ul style="list-style-type: none"> a. Direct buddy #1 to secure buddy #2's hood by unrolling the hood and attaching the straps and tightening the neck cord. b. Direct buddy #1 to check buddy #2's hood and overgarment to ensure all zippers, ties, and snaps are closed. <hr/> <p>Note: At this point, buddy #1 and buddy #2 will reverse roles and repeat steps five through ten.</p> <hr/> <p>11. Clear the decontamination site.</p> <ul style="list-style-type: none"> a. Clean up site. b. Mark the site. <p>12. Report to higher headquarters.</p> <ul style="list-style-type: none"> a. Request permission to perform unmasking procedures if, through testing, no hazard is detected. b. Secure individual equipment. c. Determine the adequacy of decontamination and adjust MOPP level as required (after obtaining approval from higher headquarters). d. Report completion of MOPP gear exchange to higher headquarters. e. Move to an assembly area. <p>13. Continue the mission.</p>		

TASK PERFORMANCE / EVALUATION SUMMARY BLOCK							
ITERATION	1M	2M	3M	4M	5M		TOTAL
TOTAL TASK STEPS EVALUATED							
TOTAL TASK STEPS "GO"							
TRAINING STATUS "GO"/"NO-GO"							

* indicates a leader task step.

SUPPORTING INDIVIDUAL TASKS

Task Number	Task Title	References
031-503-1013(SL1)	Decontaminate Yourself and Individual Equipment Using Chemical Decontaminating Kits	STP 21-1-SMCT
031-503-1015(SL1)	Protect Yourself From NBC Injury/Contamination with the Appropriate Mission-Oriented Protective Posture (MOPP) Gear	STP 21-1-SMCT
031-503-1023(SL2)	Protect Yourself From NBC Injury/Contamination When Changing Mission-Oriented Protective Posture (MOPP) Gear	STP 21-24-SMCT
031-503-1035(SL1)	Protect Yourself From Chemical/Biological Contamination Using Your Assigned Protective Mask	STP 21-1-SMCT
031-503-1036(SL1)	Maintain Your Assigned Protective Mask	STP 21-1-SMCT
031-503-1037(SL1)	Detect Chemical Agents Using M8 or M9 Detector Paper	STP 21-1-SMCT
031-503-2001(SL2)	Identify Chemical Agents Using M256-Series Chemical Agent Detector Kit	STP 21-24-SMCT
031-503-3002(SL2)	Conduct Unmasking Procedures	STP 21-24-SMCT
031-503-3008(SL2)	Implement Mission-Oriented Protective Posture	STP 21-24-SMCT
031-503-3010(SL2)	Supervise Employment of Nuclear, Biological, or Chemical Markers	STP 21-24-SMCT
031-506-1053(SL2)	Report NBC Information Using NBC 4 Report	STP 21-24-SMCT
071-329-1000	Identify Topographic Symbols on a Military Map	STP 21-1-SMCT
071-329-1001	Identify Terrain Features on a Map	STP 21-1-SMCT
071-329-1004	Determine the Elevation of a Point on the Ground Using a Map	STP 21-24-SMCT
071-329-1008	Measure Distance on a Map	STP 21-1-SMCT
081-831-1044(SL1)	Perform First Aid for Nerve Agent Injury	STP 21-1-SMCT
091-CLT-3009(SL4)	Supervise Maintenance Operations	STP 21-24-SMCT
091-CLT-4029(SL2)	Supervise Preventive Maintenance Checks and Services (PMCS)	STP 21-24-SMCT
101-92Y-0006(SL2)	Inspect Equipment for Accountability, Cleanliness, and Serviceability	STP 21-24-SMCT
113-571-1022	Perform Voice Communications	STP 21-1-SMCT
113-573-8006	Use an Automated Signal Operation Instruction (SOI)	STP 21-24-SMCT
113-600-2001(SL1)	Communicate Via a Tactical Telephone	STP 21-1-SMCT
113-637-2001(SL1)	Communicate Via a Tactical Radio	STP 21-1-SMCT
850-001-2000(SL2)	Employ Accident Prevention Measures and Risk Management Process	STP 21-24-SMCT
850-001-3001(SL3)	Control Mission Safety Hazard	STP 21-24-SMCT
850-001-4001(SL4)	Integrate Risk Management Into Platoon	STP 21-24-SMCT

SUPPORTING COLLECTIVE TASKS: None

OPFOR TASKS AND STANDARDS

TASK: Disrupt Enemy Movement and Operations Using Tactical Nuclear Weapons (34-OPFOR-1002)

CONDITION: Orders have been received to use tactical nuclear weapons in the enemy's rear area. Key locations have been identified.

STANDARD: Tactical nuclear missiles are delivered on target. Movement of equipment and supplies is disrupted or delayed to forward areas. Enemy equipment and supplies are destroyed. A high rate of nuclear casualties is inflicted among enemy troops.

TASK: Counter Passage of Lines (34-OPFOR-1016)

CONDITION: Friendly units are in defense positions but are expected to attempt a passage of lines. Friendly forces have close air support and NBC capabilities. The opposing force (OPFOR) element receives orders to disrupt the friendly passage of lines.

STANDARD: The friendly force passage of lines is delayed by the OPFOR element for a minimum of 2 hours.

TASK: Conduct Hasty Ambush (34-OPFOR-1003)

CONDITION: OPFOR element is moving in a concealed area when an enemy element is reported moving along an adjacent route.

STANDARD: The ambush site is prepared before the arrival of the enemy element. The enemy force is surprised and casualties are inflicted within the designated kill zone. Delay enemy march element from reaching its specified destination. Withdraw, on order, within 2 minutes of ambush initiation. Report results of mission to headquarters.

TASK: Conduct Air Attacks (34-OPFOR-1006)

CONDITION: OPFOR elements in the rear area have forwarded the coordinates of enemy facilities and elements. OPFOR aircraft have been dispatched to attack enemy installations or convoys.

STANDARD: Locate support sites, command and control facilities, and/or convoys. Conduct attack runs on designated targets. Enemy equipment, supplies, and vehicles are destroyed and enemy personnel are killed.

TASK: Maintain Contact (34-OPFOR-1011)

CONDITION: OPFOR element is tactically engaged with enemy base defense forces. Enemy forces are withdrawing under pressure.

STANDARD: Decisively engage the enemy forces. As the enemy withdraws, the unit or force advances, maintaining contact.

TASK: Conduct Sniper Operations (34-OPFOR-1005)

CONDITION: OPFOR element has received a sniper mission from headquarters. Snipers are assigned missions in the enemy rear area along major supply routes and near support sites.

STANDARD: Infiltrate enemy area of operations and set up a well-concealed location. Vehicle drivers or personnel on foot are engaged with short bursts of semiautomatic fire. Selected targets are killed or wounded. Prevent position from being discovered and evacuate the area without being detected. Results of the operation are reported to OPFOR headquarters.

TASK: Attack (34-OPFOR-1010)

CONDITION: Enemy rear area support base has been located. Priority intelligence requirements (PIRs) and other intelligence requirements have been obtained by OPFOR patrols. Element has automatic and antiarmor weapons, and light mortars. Element is approximately the size of two platoons.

STANDARD: An attack plan is developed. An attack is initiated using a scheme of maneuver that exploits enemy flanks, gaps, and weaknesses. Covered and concealed routes are used to approach enemy areas. Employ indirect fire to support attack. Penetrate enemy defenses. Destroy equipment and supplies, inflict casualties, isolate the support base, and block reinforcements. The enemy unit is forced to displace.

ELEMENTS: General Support (GS) Company Military (MI) Battalion
 Company Headquarters
 Three Collection and Jamming (C&J) Platoon Headquarters
 Electronic Warfare (EW) Platoon Headquarters
 Air Reconnaissance Platoon Headquarters

TASK: Conduct Chemical Reconnaissance (03-3-C225.34-0001)
 (FM 3-19) (FM 3-11) (FM 3-3)
 (FM 3-5)

ITERATION: 1M 2M 3M 4M 5M (Circle)

COMMANDER/LEADER ASSESSMENT: T P U (Circle)

CONDITIONS: The platoon is conducting operations in an area where chemical warfare has been initiated and needs to determine the presence of chemical hazards in the area of operational concern. The commander receives a mission that identifies priority areas. This task is always performed in mission-oriented protective posture level 4 (MOPP4).

TASK STANDARDS: The platoon identifies, marks, and ensures the battalion command post knows the location of all chemical agents in the assigned reconnaissance area. The location of contamination is marked and recorded within 100 meters accuracy of actual location.

TASK STEPS AND PERFORMANCE MEASURES	GO	NO-GO
<p>*1. Issue guidance to subordinate leaders.</p> <p>*2. Begin preparations for the chemical reconnaissance.</p> <ul style="list-style-type: none"> a. Perform map reconnaissance of the route and specific area for reconnaissance. b. Determine reconnaissance technique to use. c. Plan for decontamination following the reconnaissance operation (if decontamination is necessary). <hr/> <p>* Note: Ensure decontaminants and additional MOPP gear are available for decontamination following the reconnaissance operation.</p> <hr/> <ul style="list-style-type: none"> d. Coordinate for fire support (indirect or attack helicopter if available). e. Brief personnel on proper reporting and recording procedures. f. Issue operation order (OPORD) or fragmentary order (FRAGO) to subordinate leaders. <p>3. Prepare for chemical reconnaissance mission.</p> <ul style="list-style-type: none"> a. Prepare vehicle and equipment for chemical reconnaissance. b. Perform precombat checks on vehicles and equipment. c. Load chemical agent detection equipment. <hr/> <p>Note: Chemical detection equipment should include M8A1 automatic chemical agent alarm, M256A1 detector kit, M8 and M9 detector paper, and M272 water test kit.</p>		

TASK STEPS AND PERFORMANCE MEASURES	GO	NO-GO
<p>d. Remove all external gear and equipment not needed or required for the mission.</p> <p>e. Attach M9 paper to troops and vehicles.</p> <p>f. Cover exposed equipment with plastic or canvas.</p> <p>g. Cover internal area of vehicle for team members who dismount vehicle.</p> <hr/> <p>* Note: To limit performance degradation, the unit leader should conduct MOPP analysis to determine the MOPP level appropriate for movement to the reconnaissance start point and to determine when the unit assumes MOPP4.</p> <hr/> <p>4. Conduct the chemical reconnaissance.</p> <p>a. Use proper movement techniques in accordance with mission, enemy, terrain, troops, time available, and civilian considerations (METT-TC).</p> <p>b. Use chemical agent detection equipment and paper to locate contamination around and within the designated area.</p> <p>c. Maintain 25- to 100-meter intervals spread across the axis of advance, depending on terrain.</p> <p>d. Stop vehicles at selected intervals or in areas with visual indications of a chemical attack to check for contamination.</p> <p>e. Check the area for the following visual indications of chemical contamination:</p> <p>(1) Dead/discolored vegetation.</p> <p>(2) Discolored soil.</p> <p>(3) Unusual liquid droplets.</p> <p>(4) Oily film on water.</p> <p>(5) Craters caused by bursting munitions.</p> <p>(6) Absence of insect life.</p> <p>(7) Dead animals and birds.</p> <p>f. Submit nuclear, biological, and chemical (NBC)-4 chemical report of findings to higher headquarters.</p> <p>g. Mark contaminated area in accordance with OPOD or standing operating procedures (SOP) instructions.</p> <p>*5. Coordinate the reconnaissance recovery operations.</p> <p>a. Check personnel and vehicles for contamination.</p> <p>b. Segregate contaminated personnel and equipment.</p> <p>c. Move to preselected decontamination site if necessary.</p> <p>d. Coordinate for hasty decontamination if necessary.</p> <p>e. Coordinate for deliberate decontamination to include reconstitution if applicable.</p> <p>6. Conduct reconnaissance recovery operations.</p> <p>7. Conduct operational decontamination (if necessary).</p> <p>8. Move to a designated location or return to higher headquarters for debriefing.</p>		

TASK PERFORMANCE / EVALUATION SUMMARY BLOCK							
ITERATION	1M	2M	3M	4M	5M		TOTAL
TOTAL TASK STEPS EVALUATED							
TOTAL TASK STEPS "GO"							
TRAINING STATUS "GO"/"NO-GO"							

* indicates a leader task step.

SUPPORTING INDIVIDUAL TASKS

Task Number	Task Title	References
031-503-1013(SL1)	Decontaminate Yourself and Individual Equipment Using Chemical Decontaminating Kits	STP 21-1-SMCT
031-503-1015(SL1)	Protect Yourself From NBC Injury/Contamination with the Appropriate Mission-Oriented Protective Posture (MOPP) Gear	STP 21-1-SMCT
031-503-1019(SL1)	React to Chemical or Biological Hazard or Attack	STP 21-1-SMCT
031-503-1023(SL2)	Protect Yourself From NBC Injury/Contamination When Changing Mission-Oriented Protective Posture (MOPP) Gear	STP 21-24-SMCT
031-503-1035(SL1)	Protect Yourself From Chemical/Biological Contamination Using Your Assigned Protective Mask	STP 21-1-SMCT
031-503-1036(SL1)	Maintain Your Assigned Protective Mask	STP 21-1-SMCT
031-503-1037(SL1)	Detect Chemical Agents Using M8 or M9 Detector Paper	STP 21-1-SMCT
031-503-2001(SL2)	Identify Chemical Agents Using M256-Series Chemical Agent Detector Kit	STP 21-24-SMCT
031-503-3002(SL2)	Conduct Unmasking Procedures	STP 21-24-SMCT
031-503-3004(SL2)	Supervise the Crossing of a Contaminated Area	STP 21-24-SMCT
031-503-3008(SL2)	Implement Mission-Oriented Protective Posture	STP 21-24-SMCT
031-503-3010(SL2)	Supervise Employment of Nuclear, Biological, or Chemical Markers	STP 21-24-SMCT
031-506-1053(SL2)	Report NBC Information Using NBC 4 Report	STP 21-24-SMCT
071-326-0503(SL1)	Move Over, Through, or Around Obstacles (Except Minefields)	STP 21-1-SMCT
850-001-2000(SL2)	Employ Accident Prevention Measures and Risk Management Process	STP 21-24-SMCT
850-001-3001(SL3)	Control Mission Safety Hazard	STP 21-24-SMCT
850-001-4001(SL4)	Integrate Risk Management Into Platoon	STP 21-24-SMCT

SUPPORTING COLLECTIVE TASKS: None

OPFOR TASKS AND STANDARDS

TASK: Conduct Electronic Warfare (34-OPFOR-1012)

CONDITION: Opposing force (OPFOR) employs collection and direction-finding assets (ground and air) to monitor and locate enemy forces.

STANDARD: Locate the positions of enemy command, intelligence, and logistics units. Forward the locations of the positions to OPFOR headquarters. Use jamming signals against enemy radio receivers. Monitor enemy radio networks and report all information of intelligence value to OPFOR HQ.

TASK: Conduct Aerial Reconnaissance (34-OPFOR-1007)

CONDITION: OPFOR HQ requires intelligence on the location and identification of enemy elements. Aircraft is dispatched to take photographs and conduct a visual inspection of enemy area.

STANDARD: Locate and photograph enemy positions in assigned sectors, including support and storage bases and command and control facilities. Visual checks are conducted when possible. The enemy is not engaged. Priority intelligence requests and other information requirements (IRs) are reported to OPFOR HQ.

TASK: Conduct Hasty Ambush (34-OPFOR-1003)

CONDITION: OPFOR element is moving in a concealed area when an enemy element is reported moving along an adjacent route.

STANDARD: The ambush site is prepared before the arrival of the enemy element. The enemy force is surprised and casualties are inflicted within the designated kill zone. Delay enemy march element from reaching its specified destination. Withdraw, on order, within 2 minutes of ambush initiation. Report results of mission to headquarters.

TASK: Conduct Deliberate Ambush (34-OPFOR-1004)

CONDITION: OPFOR element is operating along an enemy major supply route. Intelligence has reported an enemy convoy approaching the element. Headquarters has ordered complete destruction of the march element. The march element is approximately 15 minutes from the ambush point. OPFOR element possesses automatic weapons, antiarmor weapons, and command-detonated mines.

STANDARD: Prepare ambush site before arrival of enemy convoy. Surprise enemy forces. Force enemy march element to halt in kill zone. Kill, wound, or capture enemy personnel and destroy all vehicles and equipment. Consolidate and withdraw from the area on order. Results of the mission are reported to headquarters.

TASK: Conduct Air Attacks (34-OPFOR-1006)

CONDITION: OPFOR elements in the rear area have forwarded the coordinates of enemy facilities and elements. OPFOR aircraft have been dispatched to attack enemy installations or convoys.

STANDARD: Locate support sites, command and control facilities, and/or convoys. Conduct attack runs on designated targets. Enemy equipment, supplies, and vehicles are destroyed and enemy personnel are killed.

TASK: Conduct Sniper Operations (34-OPFOR-1005)

CONDITION: OPFOR element has received a sniper mission from headquarters. Snipers are assigned missions in the enemy rear area along major supply routes and near support sites.

STANDARD: Infiltrate enemy area of operations and set up a well-concealed location. Vehicle drivers or personnel on foot are engaged with short bursts of semiautomatic fire. Selected targets are killed or wounded. Prevent position from being discovered and evacuate the area without being detected. Results of the operation are reported to OPFOR headquarters.

TASK: Conduct Raid (34-OPFOR-1009)

CONDITION: OPFOR element has occupied an objective rally point and has orders to conduct a raid on a rear area base.

STANDARD: Surprise the enemy forces. Assault enemy support base and accomplish assigned tasks. Specified equipment and supplies are destroyed. Decisive engagement is avoided. All personnel are withdrawn from the area within the prescribed time. The collected intelligence data satisfies the priority intelligence requirements (PIRs).

ELEMENTS: General Support (GS) Company Military Intelligence (MI) Battalion
 Company Headquarters
 Three Collection and Jamming (C&J) Platoon Headquarters
 Electronic Warfare (EW) Platoon Headquarters
 Air Reconnaissance Platoon Headquarters

TASK: Cross a Chemically Contaminated Area (03-3-C226.34-0001)
 (FM 3-3)

ITERATION: 1M 2M 3M 4M 5M (Circle)

COMMANDER/LEADER ASSESSMENT: T P U (Circle)

CONDITIONS: Time and mission dictate a contaminated area cannot be bypassed without unacceptable delay. The platoon has sufficient time to cross and decontaminate itself. Approximate boundary of the contaminated area is known or marked. This task is always performed in mission-oriented protective posture level 4 (MOPP4).

TASK STANDARDS: The platoon crosses a contaminated area without sustaining casualties from a chemical agent.

TASK STEPS AND PERFORMANCE MEASURES	GO	NO-GO
<p>*1. Select a route.</p> <ul style="list-style-type: none"> a. Use nuclear, biological, and chemical (NBC)-5 (chemical) report and/or reconnaissance reports to select a route. b. Select route that minimizes exposure consistent with the mission. c. Obtain route clearance and approval. <p>2. Prepare for crossing the area.</p> <ul style="list-style-type: none"> a. Assume MOPP4 for crossing the area. b. Ensure all drivers, vehicle commanders, and leaders know route of march and/or have strip maps. c. Button up vehicles (mounted movement). d. Place externally stored equipment inside or cover with available material. e. Attach M9 detector paper to personnel and vehicles to provide warning of contamination. <p>3. Cross the area.</p> <ul style="list-style-type: none"> a. Avoid low ground, overhanging branches, and brush to the extent allowed by the tactical situation. b. Conduct dismounted movement, if necessary, as rapidly as possible. c. Cross area as quickly and carefully as possible. <p>4. Exit the contaminated area.</p> <ul style="list-style-type: none"> a. Check for casualties. b. Report casualties (if applicable). c. Conduct necessary decontamination. d. Continue the mission. 		

TASK PERFORMANCE / EVALUATION SUMMARY BLOCK							
ITERATION	1M	2M	3M	4M	5M		TOTAL
TOTAL TASK STEPS EVALUATED							
TOTAL TASK STEPS "GO"							
TRAINING STATUS "GO"/"NO-GO"							

* indicates a leader task step.

SUPPORTING INDIVIDUAL TASKS

Task Number	Task Title	References
031-503-1013(SL1)	Decontaminate Yourself and Individual Equipment Using Chemical Decontaminating Kits	STP 21-1-SMCT
031-503-1015(SL1)	Protect Yourself From NBC Injury/Contamination with the Appropriate Mission-Oriented Protective Posture (MOPP) Gear	STP 21-1-SMCT
031-503-1019(SL1)	React to Chemical or Biological Hazard or Attack	STP 21-1-SMCT
031-503-1023(SL2)	Protect Yourself From NBC Injury/Contamination When Changing Mission-Oriented Protective Posture (MOPP) Gear	STP 21-24-SMCT
031-503-1035(SL1)	Protect Yourself From Chemical/Biological Contamination Using Your Assigned Protective Mask	STP 21-1-SMCT
031-503-1036(SL1)	Maintain Your Assigned Protective Mask	STP 21-1-SMCT
031-503-1037(SL1)	Detect Chemical Agents Using M8 or M9 Detector Paper	STP 21-1-SMCT
031-503-2001(SL2)	Identify Chemical Agents Using M256-Series Chemical Agent Detector Kit	STP 21-24-SMCT
031-503-3002(SL2)	Conduct Unmasking Procedures	STP 21-24-SMCT
031-503-3004(SL2)	Supervise the Crossing of a Contaminated Area	STP 21-24-SMCT
031-503-3008(SL2)	Implement Mission-Oriented Protective Posture	STP 21-24-SMCT
031-503-3010(SL2)	Supervise Employment of Nuclear, Biological, or Chemical Markers	STP 21-24-SMCT
031-506-1053(SL2)	Report NBC Information Using NBC 4 Report	STP 21-24-SMCT
071-326-0503(SL1)	Move Over, Through, or Around Obstacles (Except Minefields)	STP 21-1-SMCT
071-329-1006(SL1)	Navigate From One Point on the Ground to Another Point While Dismounted	STP 21-1-SMCT
071-329-1030(SL1)	Navigate From One Point on the Ground to Another Point While Mounted	STP 21-1-SMCT
081-831-1000(SL1)	Evaluate a Casualty	STP 21-1-SMCT
081-831-1044(SL1)	Perform First Aid for Nerve Agent Injury	STP 21-1-SMCT
081-831-1054(SL2)	Evacuate Casualties	STP 21-24-SMCT
805C-PAD-2060(SL2)	Report Casualties	STP 21-24-SMCT
850-001-2000(SL2)	Employ Accident Prevention Measures and Risk Management Process	STP 21-24-SMCT
850-001-3001(SL3)	Control Mission Safety Hazard	STP 21-24-SMCT
850-001-4001(SL4)	Integrate Risk Management Into Platoon	STP 21-24-SMCT

SUPPORTING COLLECTIVE TASKS: None

OPFOR TASKS AND STANDARDS

TASK: Disrupt Enemy Movement and Operations Using Persistent and Nonpersistent Chemical Weapons (34-OPFOR-1001)

CONDITION: Conventional artillery weapons or aircraft are available to deliver chemical weapons. Routes and key bases in the rear area have been selected.

STANDARD: Chemical agents are delivered into targeted areas. The movement of enemy supplies and equipment to forward areas is delayed by disrupting command and control systems. Enemy movement is successfully channeled into predesignated ambush areas. Enemy supplies and equipment are contaminated. A high rate of casualties is inflicted on enemy forces.

TASK: Conduct Aerial Reconnaissance (34-OPFOR-1007)

CONDITION: Opposing force (OPFOR) HQ requires intelligence on the location and identification of enemy elements. Aircraft is dispatched to take photographs and conduct a visual inspection of enemy area.

STANDARD: Locate and photograph enemy positions in assigned sectors, including support and storage bases and command and control facilities. Visual checks are conducted when possible. The enemy is not engaged. Priority intelligence requests and other information requirements (IRs) are reported to OPFOR HQ.

TASK: Conduct Hasty Ambush (34-OPFOR-1003)

CONDITION: OPFOR element is moving in a concealed area when an enemy element is reported moving along an adjacent route.

STANDARD: The ambush site is prepared before the arrival of the enemy element. The enemy force is surprised and casualties are inflicted within the designated kill zone. Delay enemy march element from reaching its specified destination. Withdraw, on order, within 2 minutes of ambush initiation. Report results of mission to headquarters.

TASK: Conduct Deliberate Ambush (34-OPFOR-1004)

CONDITION: OPFOR element is operating along an enemy major supply route. Intelligence has reported an enemy convoy approaching the element. Headquarters has ordered complete destruction of the march element. The march element is approximately 15 minutes from the ambush point. OPFOR element possesses automatic weapons, antiarmor weapons, and command-detonated mines.

STANDARD: Prepare ambush site before arrival of enemy convoy. Surprise enemy forces. Force enemy march element to halt in kill zone. Kill, wound, or capture enemy personnel, and destroy all vehicles and equipment. Consolidate and withdraw from the area on order. Results of the mission are reported to headquarters.

TASK: Conduct Air Attacks (34-OPFOR-1006)

CONDITION: OPFOR elements in the rear area have forwarded the coordinates of enemy facilities and elements. OPFOR aircraft have been dispatched to attack enemy installations or convoys.

STANDARD: Locate support sites, command and control facilities, and/or convoys. Conduct attack runs on designated targets. Enemy equipment, supplies, and vehicles are destroyed, and enemy personnel are killed.

TASK: Conduct Sniper Operations (34-OPFOR-1005)

CONDITION: OPFOR element has received a sniper mission from headquarters. Snipers are assigned missions in the enemy rear area along major supply routes and near support sites.

STANDARD: Infiltrate enemy area of operations and set up a well-concealed location. Vehicle drivers or personnel on foot are engaged with short bursts of semiautomatic fire. Selected targets are killed or wounded. Prevent position from being discovered, and evacuate the area without being detected. Results of the operation are reported to OPFOR headquarters.

ELEMENTS: General Support (GS) Company Military Intelligence (MI) Battalion
 Company Headquarters
 Three Collection and Jamming (C&J) Platoon Headquarters
 Electronic Warfare (EW) Platoon Headquarters
 Air Reconnaissance Platoon Headquarters

TASK: Camouflage Vehicles and Equipment (05-2-C301.34-0001)
 (FM 20-3)

ITERATION: 1 2 3 4 5 M (Circle)

COMMANDER/LEADER ASSESSMENT: T P U (Circle)

CONDITIONS: The enemy has air and ground surveillance capability, including infrared sensors. Camouflage resources are available. Some iterations of this task should be performed in mission-oriented protective posture level 4 (MOPP4).

TASK STANDARDS: Vehicles, equipment, and individual fighting positions are camouflaged so they cannot be detected. The element's location or identity cannot be determined through aerial photographs or ground surveillance radar.

TASK STEPS AND PERFORMANCE MEASURES	GO	NO-GO
<p>*1. Select concealed vehicle positions and traffic routes.</p> <ul style="list-style-type: none"> a. Ensure vehicle operators use concealed routes whenever possible; follow and parallel hedges, woods, fences, cultivated fields, and other natural terrain features. b. Ensure vehicle's track signature continues past the park location to another logical spot. <p>2. Maneuver vehicles along concealed routes.</p> <ul style="list-style-type: none"> a. Use existing tracks. b. Avoid movement near terrain features (such as hilltops and road intersections) that may be used as a reference point by enemy ground and aerial fires. c. Obliterate vehicle tracks where they turn to conceal vehicle positions. <p>3. Conceal vehicles and equipment.</p> <ul style="list-style-type: none"> a. Position vehicles under natural cover or in shadows. b. Position vehicles so the shape blends with surroundings. c. Use natural materials to break up and combine with a shape or shadow. d. Blend natural materials with the surrounding area. e. Replace cut vegetation when it withers or changes color. f. Use networks to create shadows. g. Use camouflage screening systems to enhance natural materials. h. Keep heat source (generators, engines, and mess area) under screening systems, even when using natural concealment. i. Cover shiny object such as windshields, headlights, cab windows, and wet vehicle bodies. j. Dig in (if in desert or open terrain) when the situation permits. 		

TASK STEPS AND PERFORMANCE MEASURES	GO	NO-GO
<ul style="list-style-type: none"> k. Conceal vehicle track signatures in snow-covered terrain. l. Disguise vehicle track equipment to change appearance or to resemble something of lesser or greater threat to the enemy. <p>*4. Enforce camouflage discipline.</p> <ul style="list-style-type: none"> a. Ensure the unit's activities do not change the area's appearance or reveal the presence of military equipment. b. Enforce measures to maintain blackout conditions at night. c. Ensure measures are taken to eliminate or reduce noise by muffling or masking with terrain, defilading positions, or shields. d. Ensure the prompt and complete cleanup of debris or spoil from the area. <p>*5. Know when opposing force (OPFOR) surveillance is overhead.</p> <ul style="list-style-type: none"> a. Receive information from higher headquarters. b. Disseminate information to subordinates. c. Incorporate information into the tactical plan. 		

TASK PERFORMANCE / EVALUATION SUMMARY BLOCK							
ITERATION	1	2	3	4	5	M	TOTAL
TOTAL TASK STEPS EVALUATED							
TOTAL TASK STEPS "GO"							
TRAINING STATUS "GO"/"NO-GO"							

* indicates a leader task step.

SUPPORTING INDIVIDUAL TASKS

Task Number	Task Title	References
052-191-1361(SL1)	Camouflage Yourself and Your Individual Equipment	STP 21-1-SMCT
052-191-1362(SL1)	Camouflage Equipment	STP 21-1-SMCT
071-331-0815(SL1)	Practice Noise, Light, and Litter Discipline	STP 21-1-SMCT
301-371-1050(SL1)	Implement Operations Security (OPSEC) Measures	STP 21-1-SMCT
850-001-2000(SL2)	Employ Accident Prevention Measures and Risk Management Process	STP 21-24-SMCT
850-001-3001(SL3)	Control Mission Safety Hazard	STP 21-24-SMCT
850-001-4001(SL4)	Integrate Risk Management Into Platoon	STP 21-24-SMCT

SUPPORTING COLLECTIVE TASKS: None

OPFOR TASKS AND STANDARDS

TASK: Conduct Aerial Reconnaissance (34-OPFOR-1007)

CONDITION: OPFOR HQ requires intelligence on the location and identification of enemy elements. Aircraft is dispatched to take photographs and conduct a visual inspection of enemy area.

STANDARD: Locate and photograph enemy positions in assigned sectors, including support and storage bases and command and control facilities. Visual checks are conducted when possible. The enemy is not engaged. Priority intelligence requests and other information requirements (IRs) are reported to OPFOR HQ.

TASK: Gather Intelligence (34-OPFOR-1008)

CONDITION: OPFOR elements, operating in the rear area, are planning attacks on enemy bases. Information is needed before plans are finalized.

STANDARD: Identify all priority intelligence requests and other IRs. Pass through any outpost, defensive wire, or warning device undetected. Move to an observation point that offers cover and concealment and is close enough to gather required information. Gather data that answers IRs. Withdraw from area undetected. Report all information of value to OPFOR headquarters.

TASK: Conduct Electronic Warfare (34-OPFOR-1012)

CONDITION: OPFOR employs collection and direction-finding assets (ground and air) to monitor and locate enemy forces.

STANDARD: Locate the positions of enemy command, intelligence, and logistics units. Forward the locations of the positions to OPFOR headquarters. Use jamming signals against enemy radio receivers. Monitor enemy radio networks and report all information of intelligence value to OPFOR HQ.

TASK: Disrupt Enemy Movement and Operations Using Tactical Nuclear Weapons (34-OPFOR-1002)

CONDITION: Orders have been received to use tactical nuclear weapons in the enemy's rear area. Key locations have been identified.

STANDARD: Tactical nuclear missiles are delivered on target. Movement of equipment and supplies is disrupted or delayed to forward areas. Enemy equipment and supplies are destroyed. A high rate of nuclear casualties is inflicted among enemy troops.

TASK: Counter Passage of Lines (34-OPFOR-1016)

CONDITION: Friendly units are in defense positions but are expected to attempt a passage of lines. Friendly forces have close air support and nuclear, biological, and chemical (NBC) capabilities. The OPFOR element receives orders to disrupt the friendly passage of lines.

STANDARD: The friendly force passage of lines is delayed by the OPFOR element for a minimum of 2 hours.

TASK: Conduct Hasty Ambush (34-OPFOR-1003)

CONDITION: OPFOR element is moving in a concealed area when an enemy element is reported moving along an adjacent route.

STANDARD: The ambush site is prepared before the arrival of the enemy element. The enemy force is surprised and casualties are inflicted within the designated kill zone. Delay enemy march element from reaching its specified destination. Withdraw, on order, within 2 minutes of ambush initiation. Report results of mission to headquarters.

TASK: Disrupt Enemy Movement and Operations Using Persistent and Nonpersistent Chemical Weapons (34-OPFOR-1001)

CONDITION: Conventional artillery weapons or aircraft are available to deliver chemical weapons. Routes and key bases in the rear area have been selected.

STANDARD: Chemical agents are delivered into targeted areas. The movement of enemy supplies and equipment to forward areas is delayed by disrupting command and control systems. Enemy movement is successfully channeled into predesignated ambush areas. Enemy supplies and equipment are contaminated. A high rate of casualties is inflicted on enemy forces.

TASK: Maintain Contact (34-OPFOR-1011)

CONDITION: OPFOR element is tactically engaged with enemy base defense forces. Enemy forces are withdrawing under pressure.

STANDARD: Decisively engage the enemy forces. As the enemy withdraws, the unit or force advances, maintaining contact.

TASK: Conduct Air Attacks (34-OPFOR-1006)

CONDITION: OPFOR elements in the rear area have forwarded the coordinates of enemy facilities and elements. OPFOR aircraft have been dispatched to attack enemy installations or convoys.

STANDARD: Locate support sites, command and control facilities, and/or convoys. Conduct attack runs on designated targets. Enemy equipment, supplies, and vehicles are destroyed and enemy personnel are killed.

TASK: Conduct Sniper Operations (34-OPFOR-1005)

CONDITION: OPFOR element has received a sniper mission from headquarters. Snipers are assigned missions in the enemy rear area along major supply routes and near support sites.

STANDARD: Infiltrate enemy area of operations and set up a well-concealed location. Vehicle drivers or personnel on foot are engaged with short bursts of semiautomatic fire. Selected targets are killed or wounded. Prevent position from being discovered and evacuate the area without being detected. Results of the operation are reported to OPFOR headquarters.

TASK: Attack (34-OPFOR-1010)

CONDITION: Enemy rear area support base has been located. Priority intelligence requirements (PIRs) and other intelligence requirements have been obtained by OPFOR patrols. Element has automatic and antiarmor weapons, and light mortars. Element is approximately the size of two platoons.

STANDARD: An attack plan is developed. An attack is initiated using a scheme of maneuver that exploits enemy flanks, gaps, and weaknesses. Covered and concealed routes are used to approach enemy areas. Employ indirect fire to support attack. Penetrate enemy defenses. Destroy equipment and supplies, inflict casualties, isolate the support base, and block reinforcements. The enemy unit is forced to displace.

TASK: Conduct Raid (34-OPFOR-1009)

CONDITION: OPFOR element has occupied an objective rally point and has orders to conduct a raid on a rear area base.

STANDARD: Surprise the enemy forces. Assault enemy support base and accomplish assigned tasks. Specified equipment and supplies are destroyed. Decisive engagement is avoided. All personnel are withdrawn from the area within the prescribed time. The collected intelligence data satisfies the PIRs.

ELEMENTS: General Support (GS) Company Military Intelligence (MI) Battalion
 Company Headquarters
 Three Collection and Jamming (C&J) Platoon Headquarters
 Electronic Warfare (EW) Platoon Headquarters
 Air Reconnaissance Platoon Headquarters

TASK: Disable Critical Equipment/Material (05-3-0210.34-0001)
 (GTA 05-02-036)

ITERATION: 1 2 3 4 5 M (Circle)

COMMANDER/LEADER ASSESSMENT: T P U (Circle)

CONDITIONS: An enemy assault threatens the platoon position. The platoon leader is ordered to evacuate the position and disable those items the platoon cannot haul or move. Some iterations of this task should be performed in mission-oriented protective posture level 4 (MOPP4).

TASK STANDARDS: The platoon disables all critical items that cannot be hauled or moved and evacuates the position.

TASK STEPS AND PERFORMANCE MEASURES	GO	NO-GO
<p>*1. Prioritize equipment to disable.</p> <ul style="list-style-type: none"> a. Use information in the unit standing operating procedures (SOP) for guidance on disabling equipment. b. Identify critical equipment as communication (radios and keying material), transportation assets (tracked or wheeled vehicles), and intelligence and electronic warfare equipment. c. Prioritize disabling of the equipment based on its value to the enemy. <p>*2. Determine the best method for disabling tracked and wheeled vehicles, and direct unit members to—</p> <ul style="list-style-type: none"> a. Smash vital elements, such as the gearbox, starter battery, engine block, transmission, instrument panel, and any communications equipment. b. Drain the hydraulic system and cut hoses. c. Use a bayonet or other cutting tool to slash all tires. d. Drain the oil, and run the engine until it seizes. e. Use explosives to disable transportation assets (such as tracked and wheeled vehicles and trailers). <p>*3. Determine the best available method for disabling communication and intelligence and electronic warfare equipment.</p> <p>4. Disable critical equipment during the evacuation in accordance with the platoon leader's plan.</p> <ul style="list-style-type: none"> a. Smash vital elements using an ax, pick, sledgehammer, or any heavy implement. Smash all dials, knobs, and gauges, and demolish all antennas. b. Use explosives (if available) to disable communication equipment. <p>*5. Submit status reports to the company in accordance with the unit SOP.</p>		

TASK PERFORMANCE / EVALUATION SUMMARY BLOCK							
ITERATION	1	2	3	4	5	M	TOTAL
TOTAL TASK STEPS EVALUATED							
TOTAL TASK STEPS "GO"							
TRAINING STATUS "GO"/"NO-GO"							

* indicates a leader task step.

SUPPORTING INDIVIDUAL TASKS

Task Number	Task Title	References
301-371-1050(SL1)	Implement Operations Security (OPSEC) Measures	STP 21-1-SMCT
301-371-1052(SL1)	Protect Classified Information and Material	STP 21-1-SMCT
301-98G-2050	Supervise Destruction of Classified information and Material	STP 34-98G14-SM-TG
805C-PAD-3591(SL3)	Protect Classified Information and Materials	STP 21-24-SMCT
850-001-2000(SL2)	Employ Accident Prevention Measures and Risk Management Process	STP 21-24-SMCT
850-001-3001(SL3)	Control Mission Safety Hazard	STP 21-24-SMCT
850-001-4001(SL4)	Integrate Risk Management Into Platoon	STP 21-24-SMCT

SUPPORTING COLLECTIVE TASKS: None

OPFOR TASKS AND STANDARDS

TASK: Maintain Contact (34-OPFOR-1011)

CONDITION: The opposing force (OPFOR) element is tactically engaged with enemy base defense forces. Enemy forces are withdrawing under pressure.

STANDARD: Decisively engage the enemy forces. As the enemy withdraws, the unit or force advances, maintaining contact.

TASK: Disrupt Enemy Movement and Operations Using Persistent and Nonpersistent Chemical Weapons (34-OPFOR-1001)

CONDITION: Conventional artillery weapons or aircraft are available to deliver chemical weapons. Routes and key bases in the rear area have been selected.

STANDARD: Chemical agents are delivered into targeted areas. The movement of enemy supplies and equipment to forward areas is delayed by disrupting command and control systems. Enemy movement is successfully channeled into predesignated ambush areas. Enemy supplies and equipment are contaminated. A high rate of casualties is inflicted on enemy forces.

TASK: Conduct Raid (34-OPFOR-1009)

CONDITION: OPFOR element has occupied an objective rally point and has orders to conduct a raid on a rear area base.

STANDARD: Surprise the enemy forces. Assault enemy support base and accomplish assigned tasks. Specified equipment and supplies are destroyed. Decisive engagement is avoided. All personnel are withdrawn from the area within the prescribed time. The collected intelligence data satisfies the priority intelligence requirements (PIRs).

ELEMENTS: Air Reconnaissance Platoon Headquarters
 Electronic Warfare (EW) Platoon Headquarters
 Three Collection and Jamming (C&J) Platoon Headquarters
 General Support (GS) Company Military Intelligence (MI) Battalion
 Company Headquarters

TASK: Construct Wire Entanglements (05-3-0301.34-0001)
 (FM 3-34) (FM 5-102) (FM 5-34)

ITERATION: 1 2 3 4 5 M (Circle)

COMMANDER/LEADER ASSESSMENT: T P U (Circle)

CONDITIONS: The commander orders the construction of wire entanglements to enhance the terrain in support of the defensive scheme. The squad has wire obstacle materials available. Some iterations of this task should be performed in mission-oriented protective posture level 4 (MOPP4).

TASK STANDARDS: The obstacles block, channel, or delay the enemy and force it to change its scheme of maneuver, in accordance with the maneuver commander's intent. The time required to perform this task increases when conducting it in MOPP4.

TASK STEPS AND PERFORMANCE MEASURES	GO	NO-GO
<p>*1. Prepare to construct a wire entanglement. Reconnoiter the site to consider needed security, potential action on contact, and the accessibility of materials. Organize the work party.</p> <p>*2. Site the obstacle between existing or reinforcing obstacles to prevent bypass. The obstacle is covered by direct or indirect fire, out of grenade range (40 to 100 meters) from friendly positions, irregular in shape, and denies cover to breaching enemy forces.</p> <p>3. Construct triple standard concertina.</p> <p style="padding-left: 20px;">a. Work from the enemy to friendly side.</p> <p style="padding-left: 20px;">b. Space pickets at 3.8-meter (5 pace) intervals (stagger rear row).</p> <hr/> <p>Note: One meter is equal to 1.3 paces.</p> <hr/> <p style="padding-left: 20px;">c. Secure the bottom concertina rolls with horizontal wire.</p> <p style="padding-left: 20px;">d. Anchor the end pickets 1.5 meters (2 paces) from end.</p> <p style="padding-left: 20px;">e. Secure the top concertina roll with wire at 3.8-meter (5-pace) intervals.</p> <p style="padding-left: 20px;">f. Complete within the time standard of 1 squad-hour per 100 meters in daylight; 2 squad-hours per 100 meters during darkness.</p> <p>4. Construct a knife rest.</p> <p style="padding-left: 20px;">a. Prepare a knife rest 3 to 5 meters in length.</p> <p style="padding-left: 20px;">b. Secure the knife rest to the ground (3 to 5 meters between cross members, a minimum of 1 meter in height, and tightly lashed together).</p> <p style="padding-left: 20px;">c. Complete within the following time standard: 1 squad-hour per knife rest for daytime; 2 squad-hours per knife rest during darkness.</p> <p>5. Construct a double-apron.</p> <p style="padding-left: 20px;">a. Lay the fence centerline.</p>		

TASK STEPS AND PERFORMANCE MEASURES	GO	NO-GO
<ul style="list-style-type: none"> b. Space long pickets at 3-meter (4-pace) intervals. c. Space anchor pickets at 1.5 meters (2 paces) each way from the centerline and midway between long pickets. d. Install all wires (12) working from the enemy side to friendly side. e. Tie wire (as a minimum at the beginning and end of each roll). f. Complete within the following time standard: 3 squad hours per 100 meters for daytime; 4.5 squad hours per 100 meters during darkness. <p>6. Construct a concertina roadblock.</p> <ul style="list-style-type: none"> a. Space pickets at 3.8-meter (5-pace) intervals. b. Place concertina wire on pickets. c. Anchor horizontal wires to anchor stakes 1.5 meters (2 paces) from each end of the concertina wire. d. Ensure the obstacle is no less than 10 meters deep. e. Complete within the following time standard: for every entanglement 15 meters wide and 10 meters deep, allow 1 squad-hour during daytime and 2 squad-hours during darkness. <p>*7. Submit intermediate status and completion reports to higher headquarters.</p>		

TASK PERFORMANCE / EVALUATION SUMMARY BLOCK							
ITERATION	1	2	3	4	5	M	TOTAL
TOTAL TASK STEPS EVALUATED							
TOTAL TASK STEPS "GO"							
TRAINING STATUS "GO"/"NO-GO"							

* indicates a leader task step.

SUPPORTING INDIVIDUAL TASKS

Task Number	Task Title	References
052-195-3066(SL3)	Direct Construction of Nonexplosive Obstacles	STP 21-24-SMCT
159-200-2020(SL4)	Integrate Threat Capabilities Into Mission Planning	STP 21-24-SMCT
850-001-2000(SL2)	Employ Accident Prevention Measures and Risk Management Process	STP 21-24-SMCT
850-001-3001(SL3)	Control Mission Safety Hazard	STP 21-24-SMCT
850-001-4001(SL4)	Integrate Risk Management Into Platoon	STP 21-24-SMCT

SUPPORTING COLLECTIVE TASKS: None

OPFOR TASKS AND STANDARDS

TASK: Gather Intelligence (34-OPFOR-1008)

CONDITION: Opposing force (OPFOR) elements, operating in the rear area, are planning attacks on enemy bases. Information is needed before plans are finalized.

STANDARD: Identify all priority intelligence requests and other intelligence requirements. Pass through any outpost, defensive wire, or warning device undetected. Move to an observation point that offers cover

and concealment and is close enough to gather required information. Gather data that answers intelligence requirements. Withdraw from area undetected. Report all information of value to OPFOR headquarters.

TASK: Disrupt Enemy Movement and Operations Using Tactical Nuclear Weapons (34-OPFOR-1002)

CONDITION: Orders have been received to use tactical nuclear weapons in the enemy's rear area. Key locations have been identified.

STANDARD: Tactical nuclear missiles are delivered on target. Movement of equipment and supplies is disrupted or delayed to forward areas. Enemy equipment and supplies are destroyed. A high rate of nuclear casualties is inflicted among enemy troops.

TASK: Conduct Aerial Reconnaissance (34-OPFOR-1007)

CONDITION: OPFOR HQ requires intelligence on the location and identification of enemy elements. Aircraft is dispatched to take photographs and conduct a visual inspection of enemy area.

STANDARD: Locate and photograph enemy positions in assigned sectors, including support and storage bases and command and control facilities. Visual checks are conducted when possible. The enemy is not engaged. Priority intelligence requests and other information requirements (IRs) are reported to OPFOR HQ.

TASK: Conduct Hasty Ambush (34-OPFOR-1003)

CONDITION: OPFOR element is moving in a concealed area when an enemy element is reported moving along an adjacent route.

STANDARD: The ambush site is prepared before the arrival of the enemy element. The enemy force is surprised and casualties are inflicted within the designated kill zone. Delay enemy march element from reaching its specified destination. Withdraw, on order, within 2 minutes of ambush initiation. Report results of mission to headquarters.

TASK: Breach an Obstacle (34-OPFOR-1015)

CONDITION: OPFOR lead element encounters an obstacle blocking its avenue of approach as it advances toward friendly forces.

STANDARD: OPFOR lead element breaches the obstacle before the OPFOR main body reaches the site.

TASK: Disrupt Enemy Movement and Operations Using Persistent and Nonpersistent Chemical Weapons (34-OPFOR-1001)

CONDITION: Conventional artillery weapons or aircraft are available to deliver chemical weapons. Routes and key bases in the rear area have been selected.

STANDARD: Chemical agents are delivered into targeted areas. The movement of enemy supplies and equipment to forward areas is delayed by disrupting command and control systems. Enemy movement is successfully channeled into predesignated ambush areas. Enemy supplies and equipment are contaminated. A high rate of casualties is inflicted on enemy forces.

TASK: Conduct Air Attacks (34-OPFOR-1006)

CONDITION: OPFOR elements in the rear area have forwarded the coordinates of enemy facilities and elements. OPFOR aircraft have been dispatched to attack enemy installations or convoys.

STANDARD: Locate support sites, command and control facilities, and/or convoys. Conduct attack runs on designated targets. Enemy equipment, supplies, and vehicles are destroyed and enemy personnel are killed.

TASK: Conduct Sniper Operations (34-OPFOR-1005)

CONDITION: OPFOR element has received a sniper mission from headquarters. Snipers are assigned missions in the enemy rear area along major supply routes and near support sites.

STANDARD: Infiltrate enemy area of operations and set up a well-concealed location. Vehicle drivers or personnel on foot are engaged with short bursts of semiautomatic fire. Selected targets are killed or wounded. Prevent position from being discovered and evacuate the area without being detected. Results of the operation are reported to OPFOR headquarters.

TASK: Conduct Raid (34-OPFOR-1009)

CONDITION: OPFOR element has occupied an objective rally point and has orders to conduct a raid on a rear area base.

STANDARD: Surprise the enemy forces. Assault enemy support base and accomplish assigned tasks. Specified equipment and supplies are destroyed. Decisive engagement is avoided. All personnel are withdrawn from the area within the prescribed time. The collected intelligence data satisfies the priority intelligence requirements (PIRs).

ELEMENTS: Air Reconnaissance Platoon Headquarters
 Electronic Warfare (EW) Platoon Headquarters
 Three Collection and Jamming (C&J) Platoon Headquarters
 General Support (GS) Company Military Intelligence (MI) Battalion
 Company Headquarters

TASK: Construct a Protective Obstacle (05-3-C230.34-0001)
 (FM 5-102) (FM 3-20.15) (FM 3-34)
 (FM 5-34)

ITERATION: 1 2 3 4 5 M (Circle)

COMMANDER/LEADER ASSESSMENT: T P U (Circle)

CONDITIONS: The platoon is conducting defensive or assembly area operations in a tactical environment and is stationary. There is a need to construct a protective obstacle across or along a probable threat avenue of approach. The company commander has authorized the construction of the obstacle. Sufficient time, manpower, and materials are available. Threat contact is not expected until after the "defend no later than" time specified in the operation order (OPORD) or operation plan (OPLAN). Some iterations of this task should be performed in mission-oriented protective posture level 4 (MOPP4).

TASK STANDARDS: The obstacle delays, stops, or channels the enemy advance on the chosen avenue of approach. The time required to prepare increases when conducting this task in MOPP4.

TASK STEPS AND PERFORMANCE MEASURES	GO	NO-GO
<p>*1. Determine the location for the proposed obstacle.</p> <ul style="list-style-type: none"> a. Conduct a reconnaissance to determine the most effective location for the obstacle. b. Base the decision on sitting the obstacle on likely threat avenues of approach. c. Ensure the proposed location can be continuously overwatched by elements of the platoon. d. Ensure the proposed obstacle site ties into existing obstacles. e. Identify the type of obstacle to accomplish the commander's intent from the following categories: demolition, constructed, land mines, contamination, or expedient. <p>*2. Coordinate construction of the obstacle.</p> <ul style="list-style-type: none"> a. Ensure obstacle complements other defensive measures. b. Ensure obstacle will not hamper the platoon or company's scheme of maneuver. c. Report initiation of obstacle construction. d. Report completion of the obstacle. <p>3. Emplace the obstacle.</p> <ul style="list-style-type: none"> a. Emplace the obstacle to the specifications and location directed by the platoon leader. b. Continue work until the obstacle achieves the desired intent against the type of threat expected along the avenue. <p>4. Continuously overwatch the obstacle.</p> <ul style="list-style-type: none"> a. Detect and deny opposing force (OPFOR) attempts to reconnoiter the 		

TASK STEPS AND PERFORMANCE MEASURES	GO	NO-GO
obstacle.		
b. Detect OPFOR attempts to breach the obstacle.		
c. Deny OPFOR breach of obstacle by the use of effective fire.		

TASK PERFORMANCE / EVALUATION SUMMARY BLOCK							
ITERATION	1	2	3	4	5	M	TOTAL
TOTAL TASK STEPS EVALUATED							
TOTAL TASK STEPS "GO"							
TRAINING STATUS "GO"/"NO-GO"							

* indicates a leader task step.

SUPPORTING INDIVIDUAL TASKS

Task Number	Task Title	References
052-195-3066(SL3)	Direct Construction of Nonexplosive Obstacles	STP 21-24-SMCT
071-008-0007(SL1)	Engage Targets With an M16A1 or M16A2 Rifle Using an AN/PAS-13 Series Thermal Sight	STP 21-1-SMCT
071-010-0006(SL1)	Engage Targets With an M249 Machine Gun	STP 21-1-SMCT
071-315-2308(SL1)	Engage Targets With an M16A1 or M16A2 Rifle Using a Night Vision Sight AN/PVS-4	STP 21-1-SMCT
071-325-4425(SL1)	Employ an M18A1 Claymore Mine	STP 21-1-SMCT
071-326-5703(SL1)	Construct Individual Fighting Positions	STP 21-1-SMCT
071-326-5704(SL2)	Supervise Construction of a Fighting Position	STP 21-24-SMCT
071-326-5705(SL2)	Establish an Observation Post	STP 21-24-SMCT
071-331-0804(SL1)	Perform Surveillance Without the Aid of Electronic Devices	STP 21-1-SMCT
071-410-0019(SL3)	Control Organic Fires	STP 21-24-SMCT
071-430-0002(SL2)	Conduct a Defense by a Squad	STP 21-24-SMCT
071-430-0006(SL4)	Conduct a Defense by a Platoon	STP 21-24-SMCT
071-710-0006(SL1)	Plan Use of Night Vision Devices	STP 21-1-SMCT
159-200-2020(SL4)	Integrate Threat Capabilities Into Mission Planning	STP 21-24-SMCT
850-001-2000(SL2)	Employ Accident Prevention Measures and Risk Management Process	STP 21-24-SMCT
850-001-3001(SL3)	Control Mission Safety Hazard	STP 21-24-SMCT
850-001-4001(SL4)	Integrate Risk Management Into Platoon	STP 21-24-SMCT

SUPPORTING COLLECTIVE TASKS: None

OPFOR TASKS AND STANDARDS

TASK: Gather Intelligence (34-OPFOR-1008)

CONDITION: OPFOR elements, operating in the rear area, are planning attacks on enemy bases. Information is needed before plans are finalized.

STANDARD: Identify all priority intelligence requests and other intelligence requirements (IRs). Pass through any outpost, defensive wire, or warning device undetected. Move to an observation point that offers cover and concealment and is close enough to gather required information. Gather data that answers IRs. Withdraw from area undetected. Report all information of value to OPFOR headquarters.

TASK: Disrupt Enemy Movement and Operations Using Tactical Nuclear Weapons (34-OPFOR-1002)

CONDITION: Orders have been received to use tactical nuclear weapons in the enemy's rear area. Key locations have been identified.

STANDARD: Tactical nuclear missiles are delivered on target. Movement of equipment and supplies is disrupted or delayed to forward areas. Enemy equipment and supplies are destroyed. A high rate of nuclear casualties is inflicted among enemy troops.

TASK: Conduct Aerial Reconnaissance (34-OPFOR-1007)

CONDITION: OPFOR HQ requires intelligence on the location and identification of enemy elements. Aircraft is dispatched to take photographs and conduct a visual inspection of enemy area.

STANDARD: Locate and photograph enemy positions in assigned sectors, including support and storage bases and command and control facilities. Visual checks are conducted when possible. The enemy is not engaged. Priority intelligence requests and other IRs are reported to OPFOR HQ.

TASK: Conduct Hasty Ambush (34-OPFOR-1003)

CONDITION: OPFOR element is moving in a concealed area when an enemy element is reported moving along an adjacent route.

STANDARD: The ambush site is prepared before the arrival of the enemy element. The enemy force is surprised and casualties are inflicted within the designated kill zone. Delay enemy march element from reaching its specified destination. Withdraw, on order, within 2 minutes of ambush initiation. Report results of mission to headquarters.

TASK: Breach an Obstacle (34-OPFOR-1015)

CONDITION: OPFOR lead element encounters an obstacle blocking its avenue of approach as it advances toward friendly forces.

STANDARD: OPFOR lead element breaches the obstacle before the OPFOR main body reaches the site.

TASK: Disrupt Enemy Movement and Operations Using Persistent and Nonpersistent Chemical Weapons (34-OPFOR-1001)

CONDITION: Conventional artillery weapons or aircraft are available to deliver chemical weapons. Routes and key bases in the rear area have been selected.

STANDARD: Chemical agents are delivered into targeted areas. The movement of enemy supplies and equipment to forward areas is delayed by disrupting command and control systems. Enemy movement is successfully channeled into predesignated ambush areas. Enemy supplies and equipment are contaminated. A high rate of casualties is inflicted on enemy forces.

TASK: Conduct Sniper Operations (34-OPFOR-1005)

CONDITION: OPFOR element has received a sniper mission from headquarters. Snipers are assigned missions in the enemy rear area along major supply routes and near support sites.

STANDARD: Infiltrate enemy area of operations and set up a well-concealed location. Vehicle drivers or personnel on foot are engaged with short bursts of semiautomatic fire. Selected targets are killed or wounded. Prevent position from being discovered and evacuate the area without being detected. Results of the operation are reported to OPFOR headquarters.

TASK: Conduct Air Attacks (34-OPFOR-1006)

CONDITION: OPFOR elements in the rear area have forwarded the coordinates of enemy facilities and elements. OPFOR aircraft have been dispatched to attack enemy installations or convoys.

STANDARD: Locate support sites, command and control facilities, and/or convoys. Conduct attack runs on designated targets. Enemy equipment, supplies, and vehicles are destroyed and enemy personnel are killed.

TASK: Conduct Raid (34-OPFOR-1009)

CONDITION: OPFOR element has occupied an objective rally point and has orders to conduct a raid on a rear area base.

STANDARD: Surprise the enemy forces. Assault enemy support base and accomplish assigned tasks. Specified equipment and supplies are destroyed. Decisive engagement is avoided. All personnel are withdrawn from the area within the prescribed time. The collected intelligence data satisfies the priority intelligence requirements (PIRs).

ELEMENTS: General Support (GS) Company Military Intelligence (MI) Battalion
 Company Headquarters
 Three Collection and Jamming (C&J) Platoon Headquarters
 Electronic Warfare (EW) Platoon Headquarters
 Air Reconnaissance Platoon Headquarters

TASK: Prepare Crew-Served Weapons Fighting Positions (05-5-0302.34-0001)
 (FM 7-7) (FM 3-22.68) (FM 7-20)

ITERATION: 1 2 3 4 5 M (Circle)

COMMANDER/LEADER ASSESSMENT: T P U (Circle)

CONDITIONS: The crew must construct a crew-served fighting position using organic equipment. The location of the fighting position is selected. Some iterations of this task should be performed in mission-oriented protective posture level 4 (MOPP4).

TASK STANDARDS: The crew constructs a crew-served weapon fighting position, which provides coverage of the sector of fire and the final protective fire line. It provides protection from direct and indirect fire. The position does not restrict the operational capability of the weapon system. The time required to perform this task increases when conducting it in MOPP4.

TASK STEPS AND PERFORMANCE MEASURES	GO	NO-GO
<p>1. Construct a machine gun position having a primary and secondary sector of fire. Report intermediate status and completion to the squad leader.</p> <ul style="list-style-type: none"> a. Construct the position so the gun fires to the front or oblique (firing across the unit's front) with the oblique being the primary sector of fire. b. Dig the position in an inverted "T" shape with a firing platform in each corner. c. Use the tripod on the side with primary sector of fire and the bipod legs with the secondary sector of fire. d. Use earth removed during construction of the position to provide frontal and flank protection if it does not interfere with sectors of fire. It should be high enough to cover both soldiers when operating the weapon. e. Shape the hole so both the gunner and assistant gunner can get to the weapon. f. Reduce the weapon's height by digging the tripod platform down as much as possible yet keep the weapon traversable across the entire sector of fire. g. When there is a three-soldier crew for a machine gun, the ammunition bearer digs a one-soldier fighting position to the flank. Connect this position to the gun position by a crawl trench. h. Dig the hole to armpit depth and slope the floor outward toward each end of the hole. i. Dig grenade sumps approximately the width and depth of one entrenching tool at both ends of the hole. j. Build an overhead cover over the middle of the position 18 inches (45 centimeters) thick when possible. 		

TASK STEPS AND PERFORMANCE MEASURES	GO	NO-GO
<p>k. If time permits, improve the position by adding cover, digging trenches to adjacent positions, and maintaining camouflage.</p> <p>l. Complete the position in 7 man-hours without overhead cover, or 12 man-hours with overhead cover.</p> <p>2. Construct a machine gun position without a secondary sector of fire. Report intermediate status and completion to the squad leader.</p> <p>a. Dig the position in a "V" shape with the firing position in the apex of the "V."</p> <p>b. Construct the position following procedures in steps 1.d to 1.k. Complete it in 6 man-hours without overhead cover, or 11 man-hours with overhead cover.</p>		

TASK PERFORMANCE / EVALUATION SUMMARY BLOCK							
ITERATION	1	2	3	4	5	M	TOTAL
TOTAL TASK STEPS EVALUATED							
TOTAL TASK STEPS "GO"							
TRAINING STATUS "GO"/"NO-GO"							

* indicates a leader task step.

SUPPORTING INDIVIDUAL TASKS

Task Number	Task Title	References
052-191-1361(SL1)	Camouflage Yourself and Your Individual Equipment	STP 21-1-SMCT
071-022-0015(SL1)	Prepare a Range Card for a Caliber .50 M2 Machine Gun	STP 21-1-SMCT
071-312-3007(SL1)	Prepare a Range Card for an M60 Machine Gun	STP 21-1-SMCT
071-312-4032(SL1)	Prepare a Range Card for an M249 Machine Gun	STP 21-1-SMCT
071-326-5704(SL2)	Supervise Construction of a Fighting Position	STP 21-24-SMCT
071-430-0002(SL2)	Conduct a Defense by a Squad	STP 21-24-SMCT
071-430-0006(SL4)	Conduct a Defense by a Platoon	STP 21-24-SMCT
159-200-2020(SL4)	Integrate Threat Capabilities Into Mission Planning	STP 21-24-SMCT
850-001-2000(SL2)	Employ Accident Prevention Measures and Risk Management Process	STP 21-24-SMCT
850-001-3001(SL3)	Control Mission Safety Hazard	STP 21-24-SMCT
850-001-4001(SL4)	Integrate Risk Management Into Platoon	STP 21-24-SMCT

SUPPORTING COLLECTIVE TASKS: None

OPFOR TASKS AND STANDARDS

TASK: Conduct Raid (34-OPFOR-1009)

CONDITION: Opposing force (OPFOR) element has occupied an objective rally point and has orders to conduct a raid on a rear area base.

STANDARD: Surprise the enemy forces. Assault enemy support base and accomplish assigned tasks. Specified equipment and supplies are destroyed. Decisive engagement is avoided. All personnel are withdrawn from the area within the prescribed time. The collected intelligence data satisfies the priority intelligence requirements (PIRs).

TASK: Disrupt Friendly Defensive Operations (34-OPFOR-1014)

CONDITION: Friendly forces are establishing local defensive positions and obstacles. OPFOR element receives orders to harass and disrupt these efforts. OPFOR has offensive air support and nuclear, biological, and chemical (NBC) weapons available.

STANDARD: OPFOR element locates and penetrates friendly positions and causes a halt or disruption in work being completed on defenses.

TASK: Disrupt Enemy Movement and Operations Using Tactical Nuclear Weapons (34-OPFOR-1002)

CONDITION: Orders have been received to use tactical nuclear weapons in the enemy's rear area. Key locations have been identified.

STANDARD: Tactical nuclear missiles are delivered on target. Movement of equipment and supplies is disrupted or delayed to forward areas. Enemy equipment and supplies are destroyed. A high rate of nuclear casualties is inflicted among enemy troops.

TASK: Conduct Aerial Reconnaissance (34-OPFOR-1007)

CONDITION: OPFOR HQ requires intelligence on the location and identification of enemy elements. Aircraft is dispatched to take photographs and conduct a visual inspection of enemy area.

STANDARD: Locate and photograph enemy positions in assigned sectors, including support and storage bases and command and control facilities. Visual checks are conducted when possible. The enemy is not engaged. Priority intelligence requests and other information requirements (IRs) are reported to OPFOR HQ.

TASK: Conduct Hasty Ambush (34-OPFOR-1003)

CONDITION: OPFOR element is moving in a concealed area when an enemy element is reported moving along an adjacent route.

STANDARD: The ambush site is prepared before the arrival of the enemy element. The enemy force is surprised and casualties are inflicted within the designated kill zone. Delay enemy march element from reaching its specified destination. Withdraw, on order, within 2 minutes of ambush initiation. Report results of mission to headquarters.

TASK: Disrupt Enemy Movement and Operations Using Persistent and Nonpersistent Chemical Weapons (34-OPFOR-1001)

CONDITION: Conventional artillery weapons or aircraft are available to deliver chemical weapons. Routes and key bases in the rear area have been selected.

STANDARD: Chemical agents are delivered into targeted areas. The movement of enemy supplies and equipment to forward areas is delayed by disrupting command and control systems. Enemy movement is successfully channeled into predesignated ambush areas. Enemy supplies and equipment are contaminated. A high rate of casualties is inflicted on enemy forces.

TASK: Conduct Sniper Operations (34-OPFOR-1005)

CONDITION: OPFOR element has received a sniper mission from headquarters. Snipers are assigned missions in the enemy rear area along major supply routes and near support sites.

STANDARD: Infiltrate enemy area of operations and set up a well-concealed location. Vehicle drivers or personnel on foot are engaged with short bursts of semiautomatic fire. Selected targets are killed or wounded. Prevent position from being discovered and evacuate the area without being detected. Results of the operation are reported to OPFOR headquarters.

TASK: Attack (34-OPFOR-1010)

CONDITION: Enemy rear area support base has been located. PIRs and other IRs have been obtained by OPFOR patrols. Element has automatic and antiarmor weapons, and light mortars. Element is approximately the size of two platoons.

STANDARD: An attack plan is developed. An attack is initiated using a scheme of maneuver that exploits enemy flanks, gaps, and weaknesses. Covered and concealed routes are used to approach enemy areas. Employ indirect fire to support attack. Penetrate enemy defenses. Destroy equipment and supplies, inflict casualties, isolate the support base, and block reinforcements. The enemy unit is forced to displace.

TASK: Conduct Air Attacks (34-OPFOR-1006)

CONDITION: OPFOR elements in the rear area have forwarded the coordinates of enemy facilities and elements. OPFOR aircraft have been dispatched to attack enemy installations or convoys.

STANDARD: Locate support sites, command and control facilities, and/or convoys. Conduct attack runs on designated targets. Enemy equipment, supplies, and vehicles are destroyed and enemy personnel are killed.

ELEMENTS: General Support (GS) Company Military Intelligence (MI) Battalion
 Company Headquarters
 Three Collection and Jamming (C&J) Platoon Headquarters
 Electronic Warfare (EW) Platoon Headquarters
 Air Reconnaissance Platoon Headquarters

TASK: Establish Company Defensive Position (07-2-C314.34-0001)
 (FM 7-10) (FM 7-8)

ITERATION: 1 2 3 4 5 M (Circle)

COMMANDER/LEADER ASSESSMENT: T P U (Circle)

CONDITIONS: The company has received an operation order (OPORD) or fragmentary order (FRAGO) mission requiring the unit to provide its own security and defense. Opposing force (OPFOR) elements consisting of a motorized rifle company or airborne equivalent have been active in friendly rear areas. Some iterations of this task should be performed in mission-oriented protective posture level 4 (MOPP4).

TASK STANDARDS: The company completes all preparations for the defense within the time specified by the OPORD. The company is not surprised by the OPFOR, suffers no casualties from friendly fire, and repels OPFOR attacks. The time required to prepare increases when conducting this task in MOPP4.

TASK STEPS AND PERFORMANCE MEASURES	GO	NO-GO
<p>*1. Develop a defensive plan in accordance with the OPORD or FRAGO.</p> <ul style="list-style-type: none"> a. Establish sectors or boundaries for subordinate elements. b. Assign battle positions for company elements. c. Designate primary, alternate, and supplementary positions. d. Designate engagement areas. e. Develop fire support plans including target reference points forward, within, and to the rear of the defensive position. <p>*2. Conduct reconnaissance with key company leaders.</p> <ul style="list-style-type: none"> a. Establish local security. b. Confirm or modify reconnaissance plan. <p>*3. Survey terrain to finalize defensive plans.</p> <ul style="list-style-type: none"> a. Identify covered and concealed routes to and between all positions. b. Identify all avenues of approach. c. Identify dead space. d. Request indirect fire support to cover dead space and likely avenues of approach. e. Identify locations for company command post, observation posts (OPs), supply points, and casualty collection point. f. Identify potential landing zones the enemy may use for air assault. <p>*4. Designate unit positions or sectors.</p> <ul style="list-style-type: none"> a. Concentrate fire on the most dangerous and likely avenues of approach. b. Select positions with good fields of fire and observation of enemy ground and air forces. 		

TASK STEPS AND PERFORMANCE MEASURES	GO	NO-GO
<ul style="list-style-type: none"> c. Provide cover and concealment. d. Permit adequate dispersion laterally and in depth. 5. Establish unit security. <ul style="list-style-type: none"> a. Establish OPs and air guards. b. Conduct patrols in areas that cannot be observed. c. Emplace early warning devices. d. Conduct stand-to in accordance with standing operating procedures (SOP) or the OPORD. *6. Position key weapons and establish fields of fire. <ul style="list-style-type: none"> a. Orient to provide all-around security. b. Ensure weapons cover most dangerous avenues of approach, engagement areas, or selected kill zones based on defensive technique. c. Effect mutual support between elements. d. Ensure antiarmor weapons cover likely armor avenues of approach. e. Register indirect fire and final protective fires on the most dangerous dismounted avenue of approach (where possible). *7. Check positions for potential problems. <ul style="list-style-type: none"> a. Walk positions and adjust for fields of fire. b. Walk the terrain in front of positions to determine if personnel accomplished their assigned tasks. *8. Coordinate with flank elements. <ul style="list-style-type: none"> a. Establish responsibility for overlapping enemy avenues of approach. b. Exchange information on OP locations, patrols, unit signals, and passage points. c. Coordinate withdrawal plan. 9. Establish communications if available. <ul style="list-style-type: none"> a. Use wire as primary communications if possible. b. Ensure that platoon or company command post has communication with OPs, higher and subordinate leaders, adjacent units, and fire support. c. Conduct periodic communications checks to ensure all communications equipment is operational. d. Plan and provide alternate means of communications. 10. Emplace minefields and obstacles. <ul style="list-style-type: none"> a. Request and receive clearance to lay protective minefields. b. Emplace mines and obstacles in accordance with company obstacle plan, and record minefield on standard minefield form. 		

TASK STEPS AND PERFORMANCE MEASURES	GO	NO-GO
<p>c. Cover mines and obstacles by observation, direct, and indirect fires.</p> <p>d. Report location of mines and obstacles to all elements, and forward standard minefield record to next higher command as soon as possible.</p> <p>11. Defend against an enemy assault (enemy contact).</p> <p>a. Detect and report enemy contact.</p> <p>b. Withdraw OPs on order or in accordance with the company SOP.</p> <p>c. Increase the intensity of defensive fires as the enemy elements close within range of each individual or weapons system.</p> <p>*12. Defend against an enemy assault (indirect fire).</p> <p>a. Call for and engage the attacking force with indirect fire in accordance with company SOP.</p> <p>b. Request final protective fire (FPF) from supporting indirect fire units as the enemy nears the final protective lines.</p> <p>*13. Defend against an enemy assault (obstacle).</p> <p>a. Execute the obstacle plan in accordance with the battalion OPORD or FRAGO.</p> <p>b. Increase the intensity of defensive fires as the enemy elements close within range of additional weapons.</p> <p>14. Consolidate and reorganize during lulls in the fighting.</p> <p>a. Execute platoon consolidation and reorganization.</p> <p>b. Treat and evacuate casualties.</p> <p>c. Transmit status report and request replacement personnel.</p> <p>d. Request resupply.</p> <p>e. Replace damaged barrier and obstacles.</p> <p>f. Restore communication.</p> <p>g. Post OPs that were withdrawn during the engagement.</p> <p>h. Resume security and patrolling activities.</p> <p>15. Continue to defend.</p> <p>a. Force the enemy to withdraw.</p> <p>b. Disengage by order of higher headquarters.</p> <p>c. Order the reposition of platoons to alternate or supplementary positions as needed.</p>		

* indicates a leader task step.

TASK PERFORMANCE / EVALUATION SUMMARY BLOCK							
ITERATION	1	2	3	4	5	M	TOTAL
TOTAL TASK STEPS EVALUATED							
TOTAL TASK STEPS "GO"							
TRAINING STATUS "GO"/"NO-GO"							

SUPPORTING INDIVIDUAL TASKS		
Task Number	Task Title	References
052-195-3066(SL3)	Direct Construction of Nonexplosive Obstacles	STP 21-24-SMCT
061-283-6003(SL2)	Adjust Indirect Fire	STP 21-24-SMCT
071-008-0007(SL1)	Engage Targets With an M16A1 or M16A2 Rifle Using an AN/PAS-13 Series Thermal Sight	STP 21-1-SMCT
071-010-0006(SL1)	Engage Targets With an M249 Machine Gun	STP 21-1-SMCT
071-022-0015(SL1)	Prepare a Range Card for a Caliber .50 M2 Machine Gun	STP 21-1-SMCT
071-100-0003(SL1)	Engage Targets With an M4 or M4A1 Carbine	STP 21-1-SMCT
071-311-2130(SL1)	Engage Targets With an M203 Grenade Launcher	STP 21-1-SMCT
071-312-3007(SL1)	Prepare a Range Card for an M60 Machine Gun	STP 21-1-SMCT
071-312-3031(SL1)	Engage Targets With an M60 Machine Gun	STP 21-1-SMCT
071-312-4032(SL1)	Prepare a Range Card for an M249 Machine Gun	STP 21-1-SMCT
071-315-2308(SL1)	Engage Targets With an M16A1 or M16A2 Rifle Using a Night Vision Sight AN/PVS-4	STP 21-1-SMCT
071-325-4407(SL1)	Employ Hand Grenades	STP 21-1-SMCT
071-325-4425(SL1)	Employ an M18A1 Claymore Mine	STP 21-1-SMCT
071-326-0510(SL1)	React to Indirect Fire While Dismounted	STP 21-1-SMCT
071-326-3002(SL1)	React to Indirect Fire While Mounted	STP 21-1-SMCT
071-326-5703(SL1)	Construct Individual Fighting Positions	STP 21-1-SMCT
071-326-5704(SL2)	Supervise Construction of a Fighting Position	STP 21-24-SMCT
071-326-5705(SL2)	Establish an Observation Post	STP 21-24-SMCT
071-326-5775(SL4)	Coordinate With an Adjacent Platoon	STP 21-24-SMCT
071-331-0804(SL1)	Perform Surveillance Without the Aid of Electronic Devices	STP 21-1-SMCT
071-331-0815(SL1)	Practice Noise, Light, and Litter Discipline	STP 21-1-SMCT
071-410-0019(SL3)	Control Organic Fires	STP 21-24-SMCT
071-430-0002(SL2)	Conduct a Defense by a Squad	STP 21-24-SMCT
071-430-0003(SL3)	Consolidate a Squad Following Enemy Contact While in the Defense	STP 21-24-SMCT
071-430-0004(SL3)	Reorganize a Squad Following Enemy Contact While in the Defense	STP 21-24-SMCT
071-430-0006(SL4)	Conduct a Defense by a Platoon	STP 21-24-SMCT
071-430-0007(SL4)	Consolidate a Platoon Following Enemy Contact While in the Defense	STP 21-24-SMCT
071-430-0008(SL4)	Reorganize a Platoon Following Enemy Contact While in the Defense	STP 21-24-SMCT
071-710-0006(SL1)	Plan Use of Night Vision Devices	STP 21-1-SMCT
081-831-0101(SL2)	Request Medical Evacuation	STP 21-24-SMCT
081-831-1000(SL1)	Evaluate a Casualty	STP 21-1-SMCT
081-831-1005(SL1)	Perform First Aid to Prevent or Control Shock	STP 21-1-SMCT
081-831-1025(SL1)	Perform First Aid for an Open Abdominal Wound	STP 21-1-SMCT

SUPPORTING INDIVIDUAL TASKS

Task Number	Task Title	References
081-831-1026(SL1)	Perform First Aid for an Open Chest Wound	STP 21-1-SMCT
081-831-1032(SL1)	Perform First Aid for Bleeding of an Extremity	STP 21-1-SMCT
081-831-1033(SL1)	Perform First Aid for an Open Head Wound	STP 21-1-SMCT
081-831-1034(SL1)	Perform First Aid for a Suspected Fracture	STP 21-1-SMCT
081-831-1042(SL1)	Perform Mouth-to-Mouth Resuscitation	STP 21-1-SMCT
081-831-1046(SL1)	Transport a Casualty	STP 21-1-SMCT
081-831-1054(SL2)	Evacuate Casualties	STP 21-24-SMCT
101-92Y-0002(SL3)	Plan Tactical Re-Supply Operations	STP 21-24-SMCT
159-200-2020(SL4)	Integrate Threat Capabilities Into Mission Planning	STP 21-24-SMCT
191-379-5402(SL4)	Prepare a Patrol Distribution Plan	STP 21-24-SMCT
191-380-0109(SL4)	Plan Patrol Activities	STP 21-24-SMCT
301-98G-2300	Determine the Layout of a Tactical Site (AD, KP, RU, QB)	STP 34-98G14-SM-TG
441-091-2000(SL2)	Defend Against Air Attack (Active)	STP 21-24-SMCT
441-091-3000(SL3)	Supervise the Implementation of Air Defense Measures	STP 21-24-SMCT
805C-PAD-2060(SL2)	Report Casualties	STP 21-24-SMCT
805C-PAD-2461(SL2)	Maintain Accountability of Personnel (Status Report)	STP 21-24-SMCT
850-001-2000(SL2)	Employ Accident Prevention Measures and Risk Management Process	STP 21-24-SMCT
850-001-3001(SL3)	Control Mission Safety Hazard	STP 21-24-SMCT
850-001-4001(SL4)	Integrate Risk Management Into Platoon	STP 21-24-SMCT

SUPPORTING COLLECTIVE TASKS: None

OPFOR TASKS AND STANDARDS

TASK: Conduct Raid (34-OPFOR-1009)

CONDITION: Opposing force (OPFOR) element has occupied an objective rally point and has orders to conduct a raid on a rear area base.

STANDARD: Surprise the enemy forces. Assault enemy support base and accomplish assigned tasks. Specified equipment and supplies are destroyed. Decisive engagement is avoided. All personnel are withdrawn from the area within the prescribed time. The collected intelligence data satisfies the priority intelligence requirements (PIRs).

TASK: Conduct Electronic Warfare (34-OPFOR-1012)

CONDITION: OPFOR employs collection and direction-finding assets (ground and air) to monitor and locate enemy forces.

STANDARD: Locate the positions of enemy command, intelligence, and logistics units. Forward the locations of the positions to OPFOR headquarters. Use jamming signals against enemy radio receivers. Monitor enemy radio networks and report all information of intelligence value to OPFOR HQ.

TASK: Disrupt Enemy Movement and Operations Using Tactical Nuclear Weapons (34-OPFOR-1002)

CONDITION: Orders have been received to use tactical nuclear weapons in the enemy's rear area. Key locations have been identified.

STANDARD: Tactical nuclear missiles are delivered on target. Movement of equipment and supplies is disrupted or delayed to forward areas. Enemy equipment and supplies are destroyed. A high rate of nuclear casualties is inflicted among enemy troops.

TASK: Conduct Hasty Ambush (34-OPFOR-1003)

CONDITION: OPFOR element is moving in a concealed area when an enemy element is reported moving along an adjacent route.

STANDARD: The ambush site is prepared before the arrival of the enemy element. The enemy force is surprised and casualties are inflicted within the designated kill zone. Delay enemy march element from reaching its specified destination. Withdraw, on order, within 2 minutes of ambush initiation. Report results of mission to headquarters.

TASK: Disrupt Friendly Defensive Operations (34-OPFOR-1014)

CONDITION: Friendly forces are establishing local defensive positions and obstacles. OPFOR element receives orders to harass and disrupt these efforts. OPFOR has offensive air support and nuclear, biological, and chemical (NBC) weapons available.

STANDARD: OPFOR element locates and penetrates friendly positions and causes a halt or disruption in work being completed on defenses.

TASK: Disrupt Enemy Movement and Operations Using Persistent and Nonpersistent Chemical Weapons (34-OPFOR-1001)

CONDITION: Conventional artillery weapons or aircraft are available to deliver chemical weapons. Routes and key bases in the rear area have been selected.

STANDARD: Chemical agents are delivered into targeted areas. The movement of enemy supplies and equipment to forward areas is delayed by disrupting command and control systems. Enemy movement is successfully channeled into predesignated ambush areas. Enemy supplies and equipment are contaminated. A high rate of casualties is inflicted on enemy forces.

TASK: Maintain Contact (34-OPFOR-1011)

CONDITION: OPFOR element is tactically engaged with enemy base defense forces. Enemy forces are withdrawing under pressure.

STANDARD: Decisively engage the enemy forces. As the enemy withdraws, the unit or force advances, maintaining contact.

TASK: Conduct Sniper Operations (34-OPFOR-1005)

CONDITION: OPFOR element has received a sniper mission from headquarters. Snipers are assigned missions in the enemy rear area along major supply routes and near support sites.

STANDARD: Infiltrate enemy area of operations and set up a well-concealed location. Vehicle drivers or personnel on foot are engaged with short bursts of semiautomatic fire. Selected targets are killed or wounded. Prevent position from being discovered and evacuate the area without being detected. Results of the operation are reported to OPFOR headquarters.

TASK: Attack (34-OPFOR-1010)

CONDITION: Enemy rear area support base has been located. PIRs and other intelligence requirements have been obtained by OPFOR patrols. Element has automatic and antiarmor weapons, and light mortars. Element is approximately the size of two platoons.

STANDARD: An attack plan is developed. An attack is initiated using a scheme of maneuver that exploits enemy flanks, gaps, and weaknesses. Covered and concealed routes are used to approach enemy areas. Employ indirect fire to support attack. Penetrate enemy defenses. Destroy equipment and supplies, inflict casualties, isolate the support base, and block reinforcements. The enemy unit is forced to displace.

TASK: Conduct Air Attacks (34-OPFOR-1006)

CONDITION: OPFOR elements in the rear area have forwarded the coordinates of enemy facilities and elements. OPFOR aircraft have been dispatched to attack enemy installations or convoys.

STANDARD: Locate support sites, command and control facilities, and/or convoys. Conduct attack runs on designated targets. Enemy equipment, supplies, and vehicles are destroyed and enemy personnel are killed.

ELEMENTS: Air Reconnaissance Platoon Headquarters
 General Support (GS) Company Military Intelligence (MI) Battalion
 Electronic Warfare (EW) Platoon Headquarters
 Company Headquarters
 Three Collection and Jamming (C&J) Platoon Headquarters

TASK: Defend Unit Position (07-3-C212.34-0001)
 (FM 7-8) (FM 7-7)

ITERATION: 1 2 3 4 5 M (Circle)

COMMANDER/LEADER ASSESSMENT: T P U (Circle)

CONDITIONS: The platoon occupies prepared defensive positions. Intelligence reports indicate small opposing force (OPFOR) elements have been sighted in the operational area and patrols have increased in sector. The OPFOR attacks the platoon. Some iterations of this task should be performed in mission-oriented protective posture level 4 (MOPP4).

TASK STANDARDS: Main defensive positions are not overrun by OPFOR. The platoon denied enemy penetration of the defensive positions and engaged attacking units forcing enemy withdrawal.

TASK STEPS AND PERFORMANCE MEASURES	GO	NO-GO
<ol style="list-style-type: none"> 1. Observation post (OP) personnel detect and correctly identify enemy. <ol style="list-style-type: none"> a. Report enemy activity before main body is engaged. b. Report using "size, activity, location, unit, time, and equipment" format. 2. Alert unit personnel and occupy fighting positions. <ol style="list-style-type: none"> a. Actuate alert plan in accordance with unit tactical standing operating procedures (TSOP). b. Occupy fighting positions within one minute of initial warning. *3. Report enemy contact. <ol style="list-style-type: none"> a. Report enemy contact using "size, activity, location, unit, time, and equipment" format to company headquarters within one minute of contact. b. Render additional situation reports as situation changes. 4. OP personnel return to unit's position. <ol style="list-style-type: none"> a. Use covered and concealed routes back to defensive position. b. Do not become decisively engaged. *5. Request indirect fire and/or close air support if available and applicable. <ol style="list-style-type: none"> a. Initiate call for fire procedure within one minute of target acquisition. b. Adjust fire within 30 seconds of round impact. 6. React to enemy. <ol style="list-style-type: none"> a. Execute obstacle plan in accordance with the operating order (OPORD) or fragmentary order (FRAGO) (for example, detonate demolitions, detonate claymore mines on order, or trigger line). b. Fire organic weapons as enemy comes into range or as ordered. c. Control distribution and rate of fire to ensure a continuous volume of effective fire is placed on the enemy. 		

TASK STEPS AND PERFORMANCE MEASURES	GO	NO-GO
<ul style="list-style-type: none"> d. Reposition vehicles, squads, and individuals to alternate and supplementary positions using covered and concealed routes, as needed. e. Initiate final protective fires, if required. f. Direct counterattacks of reserves to eject enemy penetrations, if required. g. Defend position until enemy is repelled or receives orders from higher headquarters to disengage. h. Sustain no friendly casualties due to friendly fire. <p>7. React to indirect fire.</p> <ul style="list-style-type: none"> a. Initiate alert by having any member yell, "Incoming." Also alert subordinate elements by other communications means available. b. Seek protection under the overhead cover of fighting positions. If in the open, personnel move to fighting position or out of area. c. Move vehicles out of impact area to alternate positions if applicable. <p>*8. Reorganize the platoon.</p> <ul style="list-style-type: none"> a. Reestablish unit chain of command. b. Submit situation report to company commander. c. Cross levels unit to fill critical positions caused by casualties. d. Redistribute ammunition. e. Reoccupy OPs, key weapons, and positions immediately. f. Treat and evacuate casualties as necessary. g. Submit casualty reports. h. Update personnel roster. i. Process enemy prisoners of war and captured materials. <p>*9. Consolidate platoon.</p> <ul style="list-style-type: none"> a. Reposition OPs. b. Reestablish communication with elements. c. Reposition personnel. d. Reassign sectors of fire to cover all gaps. e. Implement sleep/alert plan. <p>10. Continue mission.</p> <ul style="list-style-type: none"> a. Continue as soon as tactical situation permits. b. Continue on orders from company commander. 		

TASK PERFORMANCE / EVALUATION SUMMARY BLOCK							
ITERATION	1	2	3	4	5	M	TOTAL
TOTAL TASK STEPS EVALUATED							
TOTAL TASK STEPS "GO"							

TRAINING STATUS "GO"/"NO-GO"							
------------------------------	--	--	--	--	--	--	--

* indicates a leader task step.

SUPPORTING INDIVIDUAL TASKS

Task Number	Task Title	References
061-283-6003(SL2)	Adjust Indirect Fire	STP 21-24-SMCT
071-008-0007(SL1)	Engage Targets With an M16A1 or M16A2 Rifle Using an AN/PAS-13 Series Thermal Sight	STP 21-1-SMCT
071-010-0006(SL1)	Engage Targets With an M249 Machine Gun	STP 21-1-SMCT
071-022-0015(SL1)	Prepare a Range Card for a Caliber .50 M2 Machine Gun	STP 21-1-SMCT
071-100-0003(SL1)	Engage Targets With an M4 or M4A1 Carbine	STP 21-1-SMCT
071-311-2130(SL1)	Engage Targets With an M203 Grenade Launcher	STP 21-1-SMCT
071-312-4032(SL1)	Prepare a Range Card for an M249 Machine Gun	STP 21-1-SMCT
071-313-3454(SL1)	Engage Targets With a Caliber .50 M2 Machine Gun	STP 21-1-SMCT
071-315-2308(SL1)	Engage Targets With an M16A1 or M16A2 Rifle Using a Night Vision Sight AN/PVS-4	STP 21-1-SMCT
071-325-4407(SL1)	Employ Hand Grenades	STP 21-1-SMCT
071-325-4425(SL1)	Employ an M18A1 Claymore Mine	STP 21-1-SMCT
071-326-0510(SL1)	React to Indirect Fire While Dismounted	STP 21-1-SMCT
071-326-0511(SL1)	React to Flares	STP 21-1-SMCT
071-326-3002(SL1)	React to Indirect Fire While Mounted	STP 21-1-SMCT
071-326-5502(SL2)	Issue a Fragmentary Order	STP 21-24-SMCT
071-326-5505(SL2)	Issue an Oral Operation Order	STP 21-24-SMCT
071-326-5703(SL1)	Construct Individual Fighting Positions	STP 21-1-SMCT
071-326-5704(SL2)	Supervise Construction of a Fighting Position	STP 21-24-SMCT
071-326-5705(SL2)	Establish an Observation Post	STP 21-24-SMCT
071-326-5775(SL4)	Coordinate With an Adjacent Platoon	STP 21-24-SMCT
071-410-0002(SL1)	React to Direct Fire While Mounted	STP 21-1-SMCT
071-430-0002(SL2)	Conduct a Defense by a Squad	STP 21-24-SMCT
071-430-0003(SL3)	Consolidate a Squad Following Enemy Contact While in the Defense	STP 21-24-SMCT
071-430-0004(SL3)	Reorganize a Squad Following Enemy Contact While in the Defense	STP 21-24-SMCT
071-430-0006(SL4)	Conduct a Defense by a Platoon	STP 21-24-SMCT
071-430-0007(SL4)	Consolidate a Platoon Following Enemy Contact While in the Defense	STP 21-24-SMCT
071-430-0008(SL4)	Reorganize a Platoon Following Enemy Contact While in the Defense	STP 21-24-SMCT
805C-PAD-2060(SL2)	Report Casualties	STP 21-24-SMCT
850-001-2000(SL2)	Employ Accident Prevention Measures and Risk Management Process	STP 21-24-SMCT
850-001-3001(SL3)	Control Mission Safety Hazard	STP 21-24-SMCT
850-001-4001(SL4)	Integrate Risk Management Into Platoon	STP 21-24-SMCT

SUPPORTING COLLECTIVE TASKS: None

OPFOR TASKS AND STANDARDS

TASK: Conduct Raid (34-OPFOR-1009)

CONDITION: OPFOR element has occupied an objective rally point and has orders to conduct a raid on a rear area base.

STANDARD: Surprise the enemy forces. Assault enemy support base and accomplish assigned tasks. Specified equipment and supplies are destroyed. Decisive engagement is avoided. All personnel are withdrawn from the area within the prescribed time. The collected intelligence data satisfies the priority intelligence requirements (PIRs).

TASK: Attack (34-OPFOR-1010)

CONDITION: Enemy rear area support base has been located. PIRs and other intelligence requirements have been obtained by OPFOR patrols. Element has automatic and antiarmor weapons, and light mortars. Element is approximately the size of two platoons.

STANDARD: An attack plan is developed. An attack is initiated using a scheme of maneuver that exploits enemy flanks, gaps, and weaknesses. Covered and concealed routes are used to approach enemy areas. Employ indirect fire to support attack. Penetrate enemy defenses. Destroy equipment and supplies, inflict casualties, isolate the support base, and block reinforcements. The enemy unit is forced to displace.

TASK: Conduct Air Attacks (34-OPFOR-1006)

CONDITION: OPFOR elements in the rear area have forwarded the coordinates of enemy facilities and elements. OPFOR aircraft have been dispatched to attack enemy installations or convoys.

STANDARD: Locate support sites, command and control facilities, and/or convoys. Conduct attack runs on designated targets. Enemy equipment, supplies, and vehicles are destroyed, and enemy personnel are killed.

TASK: Gather Intelligence (34-OPFOR-1008)

CONDITION: OPFOR elements, operating in the rear area, are planning attacks on enemy bases. Information is needed before plans are finalized.

STANDARD: Identify all PIRs and other intelligence requirements. Pass through any outpost, defensive wire, or warning device undetected. Move to an observation point that offers cover and concealment and is close enough to gather required information. Gather data that answers intelligence requirements. Withdraw from area undetected. Report all information of value to OPFOR headquarters.

TASK: Disrupt Enemy Movement and Operations Using Tactical Nuclear Weapons (34-OPFOR-1002)

CONDITION: Orders have been received to use tactical nuclear weapons in the enemy's rear area. Key locations have been identified.

STANDARD: Tactical nuclear missiles are delivered on target. Movement of equipment and supplies is disrupted or delayed to forward areas. Enemy equipment and supplies are destroyed. A high rate of nuclear casualties is inflicted among enemy troops.

TASK: Conduct Aerial Reconnaissance (34-OPFOR-1007)

CONDITION: OPFOR HQ requires intelligence on the location and identification of enemy elements. Aircraft is dispatched to take photographs and conduct a visual inspection of enemy area.

STANDARD: Locate and photograph enemy positions in assigned sectors, including support and storage bases and command and control facilities. Visual checks are conducted when possible. The enemy is not engaged. Priority intelligence requests and other information requirements (IRs) are reported to OPFOR HQ.

TASK: Disrupt Enemy Movement and Operations Using Persistent and Nonpersistent Chemical Weapons (34-OPFOR-1001)

CONDITION: Conventional artillery weapons or aircraft are available to deliver chemical weapons. Routes and key bases in the rear area have been selected.

STANDARD: Chemical agents are delivered into targeted areas. The movement of enemy supplies and equipment to forward areas is delayed by disrupting command and control systems. Enemy movement is successfully channeled into predesignated ambush areas. Enemy supplies and equipment are contaminated. A high rate of casualties is inflicted on enemy forces.

TASK: Disrupt Friendly Defensive Operations (34-OPFOR-1014)

CONDITION: Friendly forces are establishing local defensive positions and obstacles. OPFOR element receives orders to harass and disrupt these efforts. OPFOR has offensive air support and nuclear, biological, and chemical (NBC) weapons available.

STANDARD: OPFOR element locates and penetrates friendly positions and causes a halt or disruption in work being completed on defenses.

TASK: Maintain Contact (34-OPFOR-1011)

CONDITION: OPFOR element is tactically engaged with enemy base defense forces. Enemy forces are withdrawing under pressure.

STANDARD: Decisively engage the enemy forces. As the enemy withdraws, the unit or force advances, maintaining contact.

TASK: Conduct Sniper Operations (34-OPFOR-1005)

CONDITION: OPFOR element has received a sniper mission from headquarters. Snipers are assigned missions in the enemy rear area along major supply routes and near support sites.

STANDARD: Infiltrate enemy area of operations and set up a well-concealed location. Vehicle drivers or personnel on foot are engaged with short bursts of semiautomatic fire. Selected targets are killed or wounded. Prevent position from being discovered and evacuate the area without being detected. Results of the operation are reported to OPFOR headquarters.

TASK: Conduct Electronic Warfare (34-OPFOR-1012)

CONDITION: OPFOR employs collection and direction-finding assets (ground and air) to monitor and locate enemy forces.

STANDARD: Locate the positions of enemy command, intelligence, and logistics units. Forward the locations of the positions to OPFOR headquarters. Use jamming signals against enemy radio receivers. Monitor enemy radio networks and report all information of intelligence value to OPFOR HQ.

ELEMENTS: Three Collection and Jamming (C&J) Platoon Headquarters
 Electronic Warfare (EW) Platoon Headquarters
 Air Reconnaissance Platoon Headquarters
 General Support (GS) Company Military Intelligence (MI) Battalion
 Company Headquarters

TASK: Establish Unit Defense (07-3-C219.34-0001)
 (FM 7-8) (FM 7-7)

ITERATION: 1 2 3 4 5 M (Circle)

COMMANDER/LEADER ASSESSMENT: T P U (Circle)

CONDITIONS: The platoon has received an operation order (OPORD) or fragmentary order (FRAGO) with a mission to occupy part of a larger unit's defensive sector or is isolated and must provide its own security or defense. The platoon may be opposed by as much as a motorized rifle company. Some iterations of this task are performed in mission-oriented protective posture level 4 (MOPP4).

TASK STANDARDS: The platoon completes all preparations for the defense not later than the time specified in the order and is not surprised by the enemy. The time required to prepare increases when conducting this task in MOPP4.

TASK STEPS AND PERFORMANCE MEASURES	GO	NO-GO
<p>*1. Perform a reconnaissance of the tentative defensive position.</p> <ul style="list-style-type: none"> a. Search area to ensure it is free of enemy, mines, and booby traps. b. Establish local security. c. Survey area for nuclear, biological, and chemical (NBC) contamination. d. Designate sectors and general locations for operations, vehicles, automatic weapons, and antiarmor weapons based on mission, enemy, terrain, troops, time available and civilian considerations (METT-TC). <p>2. Designated security or observation post (OP) team(s) move to assigned position(s).</p> <hr/> <p>* Note: At night, the designation of positions must be more exact than during daylight. Leaders may reconnoiter the area first, position the OPs, and then have the guides bring other members into position.</p> <hr/> <ul style="list-style-type: none"> a. Emplace the chemical alarm system within 5 minutes of occupying the observation post. b. Position the OP within range of supporting small-arms fire. c. Provide cover and concealment for OP personnel. d. Designate covered and concealed routes to and from OPs. e. Establish communications from the OP to unit command post (primary means should be wire, supplemented by messenger and radio). f. Disseminate locations of all friendly personnel in sector. 		

TASK STEPS AND PERFORMANCE MEASURES	GO	NO-GO
<p>*3. Designate targets to support OPs.</p> <ul style="list-style-type: none"> a. Identify target reference points. b. Include OP targets within fire plan. <p>4. OP team(s) provides early warning.</p> <ul style="list-style-type: none"> a. Provide continuous early warning out to a range that warns of enemy observation, direct fire, or assault on the main body. b. Detect all enemy activity within the vicinity of the unit position. c. Adjust illumination or high explosive rounds on enemy targets. d. Emplace expedient early warning devices before dark, if possible. e. Demonstrate correct use of current challenge and password. f. Select alternate OP sites when required due to changing visibility or enemy activity. <p>*5. Designate primary, alternate, and supplementary fighting positions for key weapons and vehicles, while emplacing the rest of the platoon.</p> <ul style="list-style-type: none"> a. Position machine guns to obtain grazing fire along the most likely dismounted avenue of approach. b. Position antiarmor weapons to cover likely armor avenues of approach or assigned engagement area. c. Ensure positions are mutually supporting along armor and dismounted infantry avenues of approach. d. Position M203 grenade launchers to cover dead space in terrain outside hand-grenade range. <p>*6. Place fighting positions to engage targets in designated sectors of fire covering the most dangerous avenues of approach first.</p> <ul style="list-style-type: none"> a. Determine sector of fire based on the type and range of the weapon. b. Assign all personnel to a fighting position. <p>*7. Coordinate and contact adjacent units.</p> <ul style="list-style-type: none"> a. Establish boundary responsibilities. b. Discover and eliminate any gaps in defensive sector. c. Ensure observation and fires overlap. <p>8. Occupy defensive position.</p> <hr/> <p>* Note: Establish task priorities. Normally these are in the unit standing operating procedures (SOP), but can be modified as needed (based on METT-TC) by the platoon leader or the company commander.</p> <hr/> <ul style="list-style-type: none"> a. Physically occupy assigned positions. b. Physically reconnoiter in front of each position to become familiar with the terrain, locate dead space, and to view the terrain from the enemy perspective. 		

TASK STEPS AND PERFORMANCE MEASURES	GO	NO-GO
<ul style="list-style-type: none"> c. Prepare and forward crew-served weapons range cards to the squad leader within 15 minutes of positioning. d. Install aiming stakes. e. Clear fields of fire. f. Emplace obstacles in accordance with company obstacle plan. g. Dig fighting positions to armpit depth with 18 inches (45 centimeters) of parapet. h. Construct overhead cover for fighting position. i. Camouflage positions and vehicles from aerial and ground observation. Ensure fighting positions cannot be detected from a distance of more than 35 meters from the front of the position. j. Stockpile ammunition, food, and water. k. Construct alternate and supplementary positions. l. Ensure all platoon members know the platoon command post location. <p>*9. The fire support team or forward observer plans for the employment of indirect fires.</p> <ul style="list-style-type: none"> a. Plan fires along enemy avenues of approach. b. Plan fires at known or likely enemy positions. c. Plan final protective fires. d. Register and adjust target reference points (if available and the situation permits). <p>10. The radio telephone operator establishes communications.</p> <ul style="list-style-type: none"> a. Use wire as primary communications if available. b. Ensure platoon or company command post has communications with operations, higher and subordinate leaders, adjacent units, and fire support. c. Conduct periodic communications checks to ensure all communications are operational. d. Plan and provide alternate means of communications. <p>*11. Prepare sector sketch.</p> <ul style="list-style-type: none"> a. Identify the main terrain features and the range to them. b. Identify location of squad fighting positions. c. Indicate primary and secondary sectors of fire for each position. d. Identify the weapon type and the fire control measures for each position (final protective fire, principal direction of fire, final protective line). e. Identify location of OPs and squad leader's position. f. Mark dead space on sketch. g. Identify location of obstacles. h. Indicate direction of north. 		

TASK STEPS AND PERFORMANCE MEASURES	GO	NO-GO
<ul style="list-style-type: none"> i. Forward a copy of the sector sketch to the platoon leader within 30 minutes of being assigned a sector. <p>*12. Prepare a platoon sector sketch.</p> <ul style="list-style-type: none"> a. Indicate the platoon sector or engagement area. b. Denote squad positions (primary, alternate, and supplementary) and sectors of fire. c. Indicate locations of vehicles, antiarmor weapons, and automatic weapons positions with the primary sectors of fire, final protective line, or principal direction of fire for primary vehicle weapons system, automatic weapons, and target reference points. d. Identify location of OPs and patrol routes (if any have been planned). e. Indicate maximum engagement lines for primary weapon systems. f. Identify location of indirect fire targets and final protective fires (if any have been allocated). g. Indicate direction of north. h. Place unit identification up to company level. i. Indicate date-time group. j. Identify position of the platoon command post. k. Forward a copy of the platoon sketch to the company commander within 1 hour of assigning squad leaders sectors. <p>13. Continue to improve defensive positions.</p> <ul style="list-style-type: none"> a. Improve in accordance with SOP work priorities. b. Improve as directed by higher headquarters. 		

TASK PERFORMANCE / EVALUATION SUMMARY BLOCK							
ITERATION	1	2	3	4	5	M	TOTAL
TOTAL TASK STEPS EVALUATED							
TOTAL TASK STEPS "GO"							
TRAINING STATUS "GO"/"NO-GO"							

* indicates a leader task step.

SUPPORTING INDIVIDUAL TASKS

Task Number	Task Title	References
052-191-1361(SL1)	Camouflage Yourself and Your Individual Equipment	STP 21-1-SMCT
052-191-1362(SL1)	Camouflage Equipment	STP 21-1-SMCT
052-195-3066(SL3)	Direct Construction of Nonexplosive Obstacles	STP 21-24-SMCT
061-283-6003(SL2)	Adjust Indirect Fire	STP 21-24-SMCT
071-022-0015(SL1)	Prepare a Range Card for a Caliber .50 M2 Machine Gun	STP 21-1-SMCT
071-030-0002(SL1)	Prepare a Range Card for an MK19 Machine Gun	STP 21-1-SMCT

SUPPORTING INDIVIDUAL TASKS

Task Number	Task Title	References
071-312-4032(SL1)	Prepare a Range Card for an M249 Machine Gun	STP 21-1-SMCT
071-325-4407(SL1)	Employ Hand Grenades	STP 21-1-SMCT
071-325-4425(SL1)	Employ an M18A1 Claymore Mine	STP 21-1-SMCT
071-326-0513(SL1)	Select Temporary Fighting Positions	STP 21-1-SMCT
071-326-5703(SL1)	Construct Individual Fighting Positions	STP 21-1-SMCT
071-326-5704(SL2)	Supervise Construction of a Fighting Position	STP 21-24-SMCT
071-326-5705(SL2)	Establish an Observation Post	STP 21-24-SMCT
071-326-5775(SL4)	Coordinate With an Adjacent Platoon	STP 21-24-SMCT
071-331-0804(SL1)	Perform Surveillance Without the Aid of Electronic Devices	STP 21-1-SMCT
071-430-0002(SL2)	Conduct a Defense by a Squad	STP 21-24-SMCT
071-430-0006(SL4)	Conduct a Defense by a Platoon	STP 21-24-SMCT
071-710-0006(SL1)	Plan Use of Night Vision Devices	STP 21-1-SMCT
071-720-0015(SL3)	Conduct an Area Reconnaissance by a Platoon	STP 21-24-SMCT
113-600-2001(SL1)	Communicate Via a Tactical Telephone	STP 21-1-SMCT
159-200-2020(SL4)	Integrate Threat Capabilities Into Mission Planning	STP 21-24-SMCT
191-380-0109(SL4)	Plan Patrol Activities	STP 21-24-SMCT
301-98G-2300	Determine the Layout of a Tactical Site (AD, KP, RU, QB)	STP 34-98G14-SM-TG
850-001-2000(SL2)	Employ Accident Prevention Measures and Risk Management Process	STP 21-24-SMCT
850-001-3001(SL3)	Control Mission Safety Hazard	STP 21-24-SMCT
850-001-4001(SL4)	Integrate Risk Management Into Platoon	STP 21-24-SMCT

SUPPORTING COLLECTIVE TASKS: None

OPFOR TASKS AND STANDARDS

TASK: Conduct Raid (34-OPFOR-1009)

CONDITION: Opposing force (OPFOR) element has occupied an objective rally point and has orders to conduct a raid on a rear area base.

STANDARD: Surprise the enemy forces. Assault enemy support base and accomplish assigned tasks. Specified equipment and supplies are destroyed. Decisive engagement is avoided. All personnel are withdrawn from the area within the prescribed time. The collected intelligence data satisfies the priority intelligence requirements (PIRs).

TASK: Gather Intelligence (34-OPFOR-1008)

CONDITION: OPFOR elements, operating in the rear area, are planning attacks on enemy bases. Information is needed before plans are finalized.

STANDARD: Identify all priority intelligence requests and other intelligence requirements. Pass through any outpost, defensive wire, or warning device undetected. Move to an observation point that offers cover and concealment and is close enough to gather required information. Gather data that answers intelligence requirements. Withdraw from area undetected. Report all information of value to OPFOR headquarters.

TASK: Disrupt Enemy Movement and Operations Using Tactical Nuclear Weapons (34-OPFOR-1002)

CONDITION: Orders have been received to use tactical nuclear weapons in the enemy's rear area. Key locations have been identified.

STANDARD: Tactical nuclear missiles are delivered on target. Movement of equipment and supplies is disrupted or delayed to forward areas. Enemy equipment and supplies are destroyed. A high rate of nuclear casualties is inflicted among enemy troops.

TASK: Conduct Aerial Reconnaissance (34-OPFOR-1007)

CONDITION: OPFOR HQ requires intelligence on the location and identification of enemy elements. Aircraft is dispatched to take photographs and conduct a visual inspection of enemy area.

STANDARD: Locate and photograph enemy positions in assigned sectors, including support and storage bases and command and control facilities. Visual checks are conducted when possible. The enemy is not engaged. Priority intelligence requests and other information requirements (IRs) are reported to OPFOR HQ.

TASK: Disrupt Enemy Movement and Operations Using Persistent and Nonpersistent Chemical Weapons (34-OPFOR-1001)

CONDITION: Conventional artillery weapons or aircraft are available to deliver chemical weapons. Routes and key bases in the rear area have been selected.

STANDARD: Chemical agents are delivered into targeted areas. The movement of enemy supplies and equipment to forward areas is delayed by disrupting command and control systems. Enemy movement is successfully channeled into predesignated ambush areas. Enemy supplies and equipment are contaminated. A high rate of casualties is inflicted on enemy forces.

TASK: Maintain Contact (34-OPFOR-1011)

CONDITION: OPFOR element is tactically engaged with enemy base defense forces. Enemy forces are withdrawing under pressure.

STANDARD: Decisively engage the enemy forces. As the enemy withdraws, the unit or force advances, maintaining contact.

TASK: Attack (34-OPFOR-1010)

CONDITION: Enemy rear area support base has been located. PIRs and other intelligence requirements (IRs) have been obtained by OPFOR patrols. Element has automatic and antiarmor weapons, and light mortars. Element is approximately the size of two platoons.

STANDARD: An attack plan is developed. An attack is initiated using a scheme of maneuver that exploits enemy flanks, gaps, and weaknesses. Covered and concealed routes are used to approach enemy areas. Employ indirect fire to support attack. Penetrate enemy defenses. Destroy equipment and supplies, inflict casualties, isolate the support base, and block reinforcements. The enemy unit is forced to displace.

ELEMENTS: Communications Section
 Electronic Warfare (EW) Platoon Headquarters
 Company Headquarters
 Three Collection and Jamming (C&J) Platoon Headquarters
 Air Reconnaissance Platoon Headquarters
 General Support (GS) Company Military Intelligence (MI) Battalion

TASK: Install/Operate/Maintain Frequency Modulated Radio Retransmission Station (11-5-0104.34-0001)

(FM 24-18)	(FM 11-32)	(FM 20-3)
(FM 24-19)	(FM 24-33)	(FM 24-35)
(FM 3-11.4)	(FM 3-5)	(TM 11-5820-401-10-1)
(TM 11-5820-401-12)		

ITERATION: 1 2 3 4 5 M (Circle)

COMMANDER/LEADER ASSESSMENT: T P U (Circle)

CONDITIONS: Team is deployed in accordance with operation order (OPORD). A general area has been assigned for setup of the retransmission station. Some iterations of this task should be performed in mission-operated protective posture level 4 (MOPP4).

TASK STANDARDS: The frequency modulated retransmission team installs and operates the system in accordance with times in the operation plan or operation order. Performance MOPP4 increases time required to complete the task.

TASK STEPS AND PERFORMANCE MEASURES	GO	NO-GO
<p>Safety Note: Follow all appropriate safety guidelines and regulations. All commanders who use the OE-254/RC-292 antenna families must comply with the following: (1) Follow procedures outlined in TM 11-5985-357-13. Wear protective equipment when erecting and assembling the antennas (eye goggles, helmet, gloves). (2) Install element tip protectors (NSN: 5985-00-930-7223) or other suitable tip caps including locally modified tennis balls, rubber tubing, and so forth, over the tip ends as authorized in Army Communications-Electronics Command (CECOM) Message 031800Z Feb 89. (3) Prohibit unauthorized modifications (that is, the use of camouflage poles in lieu of the OE-254 mast sections). (4) Prohibit raising the antenna past its maximum safe height. (5) Inspect all OE-254 antenna masts for the presence of "through" cracks around the notch before and after erection. Remove all antenna masts from service if "through" cracks of 1 inch (2.5 centimeters) or greater are identified and order replacement part for these masts. (6) Use a gin pole or other suitable device to lift the antenna feed cone with elements off the ground to erect. This will reduce the stress placed on the antenna during erection. (7) Do not place an individual under the antenna during the erection process. (8.). Place the notches on the backside of the antenna.</p> <hr/> <p>*1. Team chief selects site for equipment placement.</p> <ul style="list-style-type: none"> a. Select site for antenna. b. Ensure location provides the best cover and concealment possible. c. Ensure location provides the best possible physical security. 		

TASK STEPS AND PERFORMANCE MEASURES	GO	NO-GO
<ul style="list-style-type: none"> d. Ensure location has access to at least one escape route. e. Establish and maintain physical security and control of communications security materials and documents containing essential elements of friendly information. <p>2. Team installs and operates a secure retransmission station.</p> <ul style="list-style-type: none"> a. Perform before-operations preventive maintenance checks and services (PMCS). b. Set assigned frequencies. c. Check installation of secure equipment. d. Load variables in secure equipment. e. Initiate secure voice procedures. f. Establish communications with distant stations. g. Establish two-way retransmission. <p>3. Team installs generator set if required.</p> <ul style="list-style-type: none"> a. Conduct pre-operational checks. b. Ground generator. c. Establish fuel point. d. Establish fire point. e. Start generator. f. Accomplish transition to generator power without unnecessary interruption of communications. g. Attempt to reduce generator noise by sandbagging or other appropriate means. <p>4. Team extends the range of the retrans mission station if required.</p> <ul style="list-style-type: none"> a. Select site for antenna installation. b. Assemble antenna components. c. When using RC-292 antenna, ensure the number of antenna sections used for the radiating and ground plane elements conform to the operating frequency. d. Erect antenna using team method. e. Accomplish the transmission from whip to RC-292/OE-254 antenna without unnecessary interruption of service. <p>5. Team employs preventive electronic counter-countermeasures procedures.</p> <ul style="list-style-type: none"> a. Transmit quickly and precisely. b. Use low power when possible. c. Use antenna with shortest feasible range. d. Select site that will mask signal from enemy interception. e. Use proper radio telephone operator procedures. 		

TASK STEPS AND PERFORMANCE MEASURES	GO	NO-GO
<ul style="list-style-type: none"> f. Encrypt all essential elements of friendly information category data. g. Authenticate when using nonsecure communications means. <p>6. Team implements remedial electronic counter-countermeasures techniques.</p> <ul style="list-style-type: none"> a. Recognize jamming and interface. b. Determine if interference is from internal or external source. c. Determine if interference is intentional or unintentional. d. Notify immediate supervisor of suspected jamming. e. Continue to operate. f. Increase transmitter power. g. Reroute traffic using alternate means. h. Relocate antenna. i. Request changes of frequency. j. Submit meaconing, intrusion, jamming, and interference (MIJI) feeder voice template message report. 		

TASK PERFORMANCE / EVALUATION SUMMARY BLOCK							
ITERATION	1	2	3	4	5	M	TOTAL
TOTAL TASK STEPS EVALUATED							
TOTAL TASK STEPS "GO"							
TRAINING STATUS "GO"/"NO-GO"							

* indicates a leader task step.

SUPPORTING INDIVIDUAL TASKS

Task Number	Task Title	References
113-571-1022	Perform Voice Communications	STP 21-1-SMCT
113-573-8006	Use an Automated Signal Operation Instruction (SOI)	STP 21-24-SMCT
113-637-2001(SL1)	Communicate Via a Tactical Radio	STP 21-1-SMCT
850-001-2000(SL2)	Employ Accident Prevention Measures and Risk Management Process	STP 21-24-SMCT
850-001-3001(SL3)	Control Mission Safety Hazard	STP 21-24-SMCT
850-001-4001(SL4)	Integrate Risk Management Into Platoon	STP 21-24-SMCT

SUPPORTING COLLECTIVE TASKS: None

OPFOR TASKS AND STANDARDS

TASK: Conduct Electronic Warfare (34-OPFOR-1012)

CONDITION: Opposing force (OPFOR) employs collection and direction-finding assets (ground and air) to monitor and locate enemy forces.

STANDARD: Locate the positions of enemy command, intelligence, and logistics units. Forward the locations of the positions to OPFOR headquarters. Use jamming signals against enemy radio receivers. Monitor enemy radio networks and report all information of intelligence value to OPFOR HQ.

TASK: Disrupt Enemy Movement and Operations Using Persistent and Nonpersistent Chemical Weapons (34-OPFOR-1001)

CONDITION: Conventional artillery weapons or aircraft are available to deliver chemical weapons. Routes and key bases in the rear area have been selected.

STANDARD: Chemical agents are delivered into targeted areas. The movement of enemy supplies and equipment to forward areas is delayed by disrupting command and control systems. Enemy movement is successfully channeled into predesignated ambush areas. Enemy supplies and equipment are contaminated. A high rate of casualties is inflicted on enemy forces.

TASK: Conduct Hasty Ambush (34-OPFOR-1003)

CONDITION: OPFOR element is moving in a concealed area when an enemy element is reported moving along an adjacent route.

STANDARD: The ambush site is prepared before the arrival of the enemy element. The enemy force is surprised and casualties are inflicted within the designated kill zone. Delay enemy march element from reaching its specified destination. Withdraw, on order, within 2 minutes of ambush initiation. Report results of mission to headquarters.

TASK: Conduct Air Attacks (34-OPFOR-1006)

CONDITION: OPFOR elements in the rear area have forwarded the coordinates of enemy facilities and elements. OPFOR aircraft have been dispatched to attack enemy installations or convoys.

STANDARD: Locate support sites, command and control facilities, and/or convoys. Conduct attack runs on designated targets. Enemy equipment, supplies, and vehicles are destroyed, and enemy personnel are killed.

- ELEMENTS:** Communications Section
 Three Counterintelligence (CI) Teams
 Three Interrogation Teams
 General Support (GS) Company Military Intelligence (MI) Battalion
 Company Headquarters
 Three Collection and Jamming (C&J) Platoon Headquarters
 Electronic Warfare (EW) Platoon Headquarters
 Air Reconnaissance Platoon Headquarters
 Three Transcription/Analysis Teams
 Three Voice Collection Teams
 Three HF/VHF Electronic Countermeasure (ECM) Teams
 Five Electronic Warfare (EW) Teams
 Six Electronic Warfare Teams
 Mission Plan Element
 Ground Control Element
 Launch/Recovery Section

TASK: Operate/Maintain/Troubleshoot Platform With Applique, Precision Lightweight GPS Receiver (PLGR) and SINCGARS System Improvement Program (SIP) (11-5-0201.34-0001)

(FM 24-19) (FM 11-50) (FM 20-3)
 (FM 24-35) (FM 7-0) (FM 3-11.4)
 (FM 3-5)

ITERATION: 1 2 3 4 5 M (Circle)

COMMANDER/LEADER ASSESSMENT: T P U (Circle)

CONDITIONS: The unit has been deployed. The platform/communication team has been directed to support the maneuver command post with communications. The team has all required hardware and software plus ancillary equipment needed to provide support. Signal operating instructions (SOI) and signal supplemental instructions (SSI) and communications security materials are on hand and current. Some iterations of this task should be performed in mission-oriented protective posture level 4 (MOPP4).

TASK STANDARDS: Crew and operator successfully initialize and are operating the radios and platform components in a planned network within 30 minutes. Crew and operator demonstrate knowledge of currently accepted troubleshooting procedures. Applique and radio set problems are located and minor repairs are completed within 5 minutes. For problems that are outside the capability of the crew or operator, crew or operator calls unit maintenance within 8 to 10 minutes of problem or fault discovery. Performance in MOPP4 increases the time required to complete the task.

TASK STEPS AND PERFORMANCE MEASURES	GO	NO-GO
<p>Safety Note: Follow all appropriate safety guidelines and regulations.</p>		
<p>Note: Sequence of start-up procedures may vary, depending on platform configuration and software being used.</p>		
<p>1. Initialize the Applique.</p> <p>a. Perform visual inspection.</p> <p>(1) Check for loose hardware, dents, cracks, and scratches on computer and keyboard.</p> <p>(2) Check for cracks and scratches on monitor glass.</p> <p>(3) Check for broken or missing keys on keyboard.</p>		

TASK STEPS AND PERFORMANCE MEASURES	GO	NO-GO
<p>(4) Check cables for frayed or broken wires. (5) Check connectors for cracked shells, missing parts, and corrosion.</p> <p>b. Perform mechanical inspection.</p> <p>(1) Press keys to ensure they can be depressed and don't stick. (2) Manipulate track ball to ensure it is operable. (3) Make sure air vents are not blocked.</p> <p>c. Turn power switch to on.</p> <p>d. Perform enhanced position location and reporting system start-up procedures in accordance with user's guide for software version being used.</p> <p>e. Check communication status in accordance with user's guide and software version being used.</p> <p>2. Install the precision lightweight global positioning system receiver (PLGR).</p> <p>a. Inventory and inspect components.</p> <p>b. Perform preventive maintenance checks and services (PMCS) on PLGR.</p> <p>c. Install memory battery (if not already installed), then install primary batteries.</p> <p>d. Connect EXT antenna cable to PLGR antenna connector.</p> <p>e. Connect PLGR or Applique interface cable to PLGR interface port connector.</p> <p>f. Connect EXT PWR cable to PLGR connector.</p> <p>g. Ensure all connectors are properly connected and cables are routed to prevent damage.</p> <p>h. Power up vehicle.</p> <p>i. Turn PLGR on.</p> <p>j. Observe PLGR self-test and comply with user guide for software version being employed.</p> <p>k. Set up PLGR, if required.</p> <p>l. Enter current position, if required.</p> <p>m. Load communications security variables, if required.</p> <p>3. Use the automated network control device (ANCD) to load communications security variables into the PLGR.</p> <p>4. Use the ANCD to load communications security variables into the single channel ground and airborne radio system (SINCGARS) system improvement program (SIP).</p> <p>5. Implement Applique troubleshooting procedures in accordance with user's guide for software version being used.</p> <p>6. Implement troubleshooting procedures for SINCGARS SIP (with Internet Controller) in accordance with operator's guide for the radio.</p>		

TASK PERFORMANCE / EVALUATION SUMMARY BLOCK							
ITERATION	1	2	3	4	5	M	TOTAL
TOTAL TASK STEPS EVALUATED							
TOTAL TASK STEPS "GO"							

TRAINING STATUS "GO"/"NO-GO"							
------------------------------	--	--	--	--	--	--	--

* indicates a leader task step.

SUPPORTING INDIVIDUAL TASKS

Task Number	Task Title	References
071-329-1006(SL1)	Navigate From One Point on the Ground to Another Point While Dismounted	STP 21-1-SMCT
071-329-1030(SL1)	Navigate From One Point on the Ground to Another Point While Mounted	STP 21-1-SMCT
091-CLT-4029(SL2)	Supervise Preventive Maintenance Checks and Services (PMCS)	STP 21-24-SMCT
850-001-2000(SL2)	Employ Accident Prevention Measures and Risk Management Process	STP 21-24-SMCT
850-001-3001(SL3)	Control Mission Safety Hazard	STP 21-24-SMCT
850-001-4001(SL4)	Integrate Risk Management Into Platoon	STP 21-24-SMCT

SUPPORTING COLLECTIVE TASKS: None

OPFOR TASKS AND STANDARDS

TASK: Conduct Electronic Warfare (34-OPFOR-1012)

CONDITION: Opposing force (OPFOR) employs collection and direction-finding assets (ground and air) to monitor and locate enemy forces.

STANDARD: Locate the positions of enemy command, intelligence, and logistics units. Forward the locations of the positions to OPFOR headquarters. Use jamming signals against enemy radio receivers. Monitor enemy radio networks, and report all information of intelligence value to OPFOR HQ.

TASK: Disrupt Enemy Movement and Operations Using Tactical Nuclear Weapons (34-OPFOR-1002)

CONDITION: Orders have been received to use tactical nuclear weapons in the enemy's rear area. Key locations have been identified.

STANDARD: Tactical nuclear missiles are delivered on target. Movement of equipment and supplies is disrupted or delayed to forward areas. Enemy equipment and supplies are destroyed. A high rate of nuclear casualties is inflicted among enemy troops.

TASK: Disrupt Enemy Movement and Operations Using Persistent and Nonpersistent Chemical Weapons (34-OPFOR-1001)

CONDITION: Conventional artillery weapons or aircraft are available to deliver chemical weapons. Routes and key bases in the rear area have been selected.

STANDARD: Chemical agents are delivered into targeted areas. The movement of enemy supplies and equipment to forward areas is delayed by disrupting command and control systems. Enemy movement is successfully channeled into predesignated ambush areas. Enemy supplies and equipment are contaminated. A high rate of casualties is inflicted on enemy forces.

TASK: Conduct Hasty Ambush (34-OPFOR-1003)

CONDITION: OPFOR element is moving in a concealed area when an enemy element is reported moving along an adjacent route.

STANDARD: The ambush site is prepared before the arrival of the enemy element. The enemy force is surprised and casualties are inflicted within the designated kill zone. Delay enemy march element from

reaching its specified destination. Withdraw, on order, within 2 minutes of ambush initiation. Report results of mission to headquarters.

TASK: Conduct Air Attacks (34-OPFOR-1006)

CONDITION: OPFOR elements in the rear area have forwarded the coordinates of enemy facilities and elements. OPFOR aircraft have been dispatched to attack enemy installations or convoys.

STANDARD: Locate support sites, command and control facilities, and/or convoys. Conduct attack runs on designated targets. Enemy equipment, supplies, and vehicles are destroyed and enemy personnel are killed.

ELEMENTS: Communications Section
 Company Headquarters
 Three Collection and Jamming (C&J) Platoon Headquarters
 Electronic Warfare (EW) Platoon Headquarters
 Air Reconnaissance Platoon Headquarters

TASK: Operate/Maintain/Troubleshoot Platform With Applique, EPLRS, Precision Lightweight GPS Receiver (PLGR), and SINCGARS System Improvement Program (SIP) (11-5-0202.34-0001)

(FM 24-19) (FM 11-50) (FM 20-3)
 (FM 24-35) (FM 7-0) (FM 3-11.4)
 (FM 3-5)

ITERATION: 1 2 3 4 5 M (Circle)

COMMANDER/LEADER ASSESSMENT: T P U (Circle)

CONDITIONS: Unit has been deployed. Platform/communication team has been directed to support the maneuver command post with communications. Team has all required hardware and software plus ancillary equipment needed to provide support. Signal operating instructions (SOI) and signal supplemental instructions (SSI) and communications security materials are on hand and current. Some iterations of this task should be performed in mission-oriented protective posture level 4 (MOPP4).

TASK STANDARDS: Crew or operator is successfully initialized and is operating the radios and platform components in a planned network within 30 minutes. Crew or operator demonstrates knowledge of currently accepted troubleshooting procedures. Applique and radio set problems are located and minor repairs are completed within 5 minutes. For problems outside the capability of the crew/operator, crew/operator calls unit maintenance within 8 to 10 minutes of problem or fault discovery. Performance in MOPP4 increases the time required to complete the task.

TASK STEPS AND PERFORMANCE MEASURES	GO	NO-GO
<p>Safety Note: Follow all appropriate safety guidelines and regulations.</p> <ol style="list-style-type: none"> 1. Initialize the enhanced position location and reporting system very high speed integrated circuits (VHSIC) in accordance with user's guide. 2. Initialize the single-channel ground and airborne radio system (SINCGARS) system improvement program (SIP) radio in accordance with the user's guide or technical manual. 3. Load variables in the SINCGARS SIP by accomplishing the following steps according to the technical manual. <ol style="list-style-type: none"> a. Enter assigned FM radio network. b. Initialize the SINCGARS SIP for single-channel operations in accordance with the technical manual. c. Use the automated network control device (ANCD) to load communications security variables into the enhanced position location and reporting system VHSIC in accordance with the user's guide/technical manual. 		

TASK STEPS AND PERFORMANCE MEASURES	GO	NO-GO
<p>d. Initialize the Applique in accordance with the user's guide for the software version being used.</p> <ul style="list-style-type: none"> (1) Perform visual inspection. <ul style="list-style-type: none"> (a) Check for loose hardware, dents, cracks, and scratches on computer and keyboard. (b) Check for broken or missing keys on keyboard. (c) Check cables for frayed or broken wires. (d) Check connectors for cracked shells, missing parts, and corrosion. (2) Perform mechanical inspection. <ul style="list-style-type: none"> (a) Press keys to ensure they can be depressed and don't stick. (b) Manipulate track ball to ensure it is operable. (c) Make sure air vents are not blocked. (3) Turn power switch to on. (4) Perform user logon procedures in accordance with the user's guide. (5) Check communication status of other elements. <p>e. Install the precision lightweight global positioning system receiver (PLGR).</p> <ul style="list-style-type: none"> (1) Inventory and inspect components. (2) Perform preventive maintenance checks and services (PMCS) on PLGR . (3) Install memory battery (if not already installed), then install primary batteries. (4) Connect external antenna cable to PLGR antenna connector. (5) Connect PLGR/Aplique interface cable to PLGR interface port connector. (6) Connect external power cable to PLGR power connector. (7) Ensure all connectors are properly connected and cables are routed to prevent damage. (8) Power up vehicle. (9) Turn PLGR on. (10) Conduct PLGR self-test in accordance with the user's guide or technical manual. (11) Wait for PLGR to acquire satellites in accordance with the user's guide or technical manual. (12) Set up PLGR, if required. (13) Enter current position, if required. (14) Load communications security variable, if required. <p>f. Use the ANCD to load communications security variables into the PLGR in accordance with the user's guide or technical manual.</p> <p>g. Use the ANCD to load communications security variables into the SINGARS SIP in accordance with the user's guide.</p> <p>4. If the system fails to operate, implement Applique troubleshooting procedures in accordance with the user's guide.</p> <p>5. Implement enhanced position location and reporting system VHSIC troubleshooting procedures in accordance with the user's guide or technical manual, as required.</p> <p>6. Implement troubleshooting procedures for SINGARS SIP (with Internet controller) in accordance with the user's guide or technical manual.</p> <p>7. Implement SINGARS SIP troubleshooting procedures, as required.</p>		

TASK STEPS AND PERFORMANCE MEASURES	GO	NO-GO
<p>a. Attempt to enter assigned frequency modulated network. If unable to make voice contact during send/receive voice radio check, decide next logical step is to verify that PLGR time and SINCGARS SIP times are identical.</p> <p>b. If it is determined the times do not match, PLGR time and initialize SINCGARS SIP.</p> <p>c. Attempt to conduct send/receive voice radio check in the assigned frequency modulated network. If unable to make voice contact, initiate late network entry procedures using the SINCGARS SIP radio.</p> <p>d. Attempt to conduct send/receive voice radio check in the assigned frequency modulated network. If unable to make voice contact, enter time from a known good SINCGARS SIP operating in the same frequency modulated network instead of entering PLGR time.</p> <p>e. Attempt to conduct send/receive voice radio check in the assigned frequency modulated network. If unable to make voice contact, notify unit maintenance personnel.</p>		

TASK PERFORMANCE / EVALUATION SUMMARY BLOCK							
ITERATION	1	2	3	4	5	M	TOTAL
TOTAL TASK STEPS EVALUATED							
TOTAL TASK STEPS "GO"							
TRAINING STATUS "GO"/"NO-GO"							

* indicates a leader task step.

SUPPORTING INDIVIDUAL TASKS

Task Number	Task Title	References
071-329-1006(SL1)	Navigate From One Point on the Ground to Another Point While Dismounted	STP 21-1-SMCT
071-329-1030(SL1)	Navigate From One Point on the Ground to Another Point While Mounted	STP 21-1-SMCT
091-CLT-4029(SL2)	Supervise Preventive Maintenance Checks and Services (PMCS)	STP 21-24-SMCT
850-001-2000(SL2)	Employ Accident Prevention Measures and Risk Management Process	STP 21-24-SMCT
850-001-3001(SL3)	Control Mission Safety Hazard	STP 21-24-SMCT
850-001-4001(SL4)	Integrate Risk Management Into Platoon	STP 21-24-SMCT

SUPPORTING COLLECTIVE TASKS: None

OPFOR TASKS AND STANDARDS

TASK: Conduct Electronic Warfare (34-OPFOR-1012)

CONDITION: Opposing force (OPFOR) employs collection and direction-finding assets (ground and air) to monitor and locate enemy forces.

STANDARD: Locate the positions of enemy command, intelligence, and logistics units. Forward the locations of the positions to OPFOR headquarters. Use jamming signals against enemy radio receivers. Monitor enemy radio networks, and report all information of intelligence value to OPFOR HQ.

TASK: Disrupt Enemy Movement and Operations Using Tactical Nuclear Weapons (34-OPFOR-1002)

CONDITION: Orders have been received to use tactical nuclear weapons in the enemy's rear area. Key locations have been identified.

STANDARD: Tactical nuclear missiles are delivered on target. Movement of equipment and supplies is disrupted or delayed to forward areas. Enemy equipment and supplies are destroyed. A high rate of nuclear casualties is inflicted among enemy troops.

TASK: Disrupt Enemy Movement and Operations Using Persistent and Nonpersistent Chemical Weapons (34-OPFOR-1001)

CONDITION: Conventional artillery weapons or aircraft are available to deliver chemical weapons. Routes and key bases in the rear area have been selected.

STANDARD: Chemical agents are delivered into targeted areas. The movement of enemy supplies and equipment to forward areas is delayed by disrupting command and control systems. Enemy movement is successfully channeled into predesignated ambush areas. Enemy supplies and equipment are contaminated. A high rate of casualties is inflicted on enemy forces.

TASK: Conduct Hasty Ambush (34-OPFOR-1003)

CONDITION: OPFOR element is moving in a concealed area when an enemy element is reported moving along an adjacent route.

STANDARD: The ambush site is prepared before the arrival of the enemy element. The enemy force is surprised and casualties are inflicted within the designated kill zone. Delay enemy march element from reaching its specified destination. Withdraw, on order, within 2 minutes of ambush initiation. Report results of mission to headquarters.

ELEMENTS: Company Headquarters
 Three Collection and Jamming (C&J) Platoon Headquarters
 Electronic Warfare (EW) Platoon Headquarters
 Air Reconnaissance Platoon Headquarters
 General Support (GS) Company Military Intelligence (MI) Battalion

TASK: Process Captured Documents and Equipment (19-3-3105.34-0001)
 (AJP 2.5) (AR 190-13)

ITERATION: 1 2 3 4 5 M (Circle)

COMMANDER/LEADER ASSESSMENT: T P U (Circle)

CONDITIONS: Enemy equipment and documents have been captured. Some iterations of this task should be performed in mission-oriented protective posture level 4 (MOPP4).

TASK STANDARDS: The element processes all captured documents and equipment based on disposition instructions within the time standards established by higher headquarters.

TASK STEPS AND PERFORMANCE MEASURES	GO	NO-GO
<p>1. Tag all captured documents and equipment.</p> <ul style="list-style-type: none"> a. Annotate type of document or equipment (for example, maps, photos, rifles, or radios). b. Annotate date and time of capture. c. Annotate place of capture (grid coordinates). d. Annotate capturing unit. e. Annotate circumstances of capture. f. Annotate prisoner's name (if taken from enemy prisoners of war [EPW]). <p>*2. Report capture of documents or equipment to higher headquarters.</p> <ul style="list-style-type: none"> a. Report type of document or equipment. b. Report date and time of capture. c. Report capturing unit. d. Report place of capture (grid coordinates). <p>3. Dispose of documents and equipment according to guidance from higher headquarters.</p> <ul style="list-style-type: none"> a. Destroy, secure, evacuate, or abandon the equipment. b. Evacuate documents through the chain of command to intelligence personnel. 		

TASK PERFORMANCE / EVALUATION SUMMARY BLOCK							
ITERATION	1	2	3	4	5	M	TOTAL
TOTAL TASK STEPS EVALUATED							
TOTAL TASK STEPS "GO"							
TRAINING STATUS "GO"/"NO-GO"							

* indicates a leader task step.

SUPPORTING INDIVIDUAL TASKS

Task Number	Task Title	References
301-371-1000(SL1)	Report Intelligence Information	STP 21-1-SMCT
301-371-1200(SL2)	Process Captured Materiel	STP 21-24-SMCT
850-001-2000(SL2)	Employ Accident Prevention Measures and Risk Management Process	STP 21-24-SMCT
850-001-3001(SL3)	Control Mission Safety Hazard	STP 21-24-SMCT
850-001-4001(SL4)	Integrate Risk Management Into Platoon	STP 21-24-SMCT

SUPPORTING COLLECTIVE TASKS: None

OPFOR TASKS AND STANDARDS

TASK: Disrupt Enemy Movement and Operations Using Tactical Nuclear Weapons (34-OPFOR-1002)

CONDITION: Orders have been received to use tactical nuclear weapons in the enemy's rear area. Key locations have been identified.

STANDARD: Tactical nuclear missiles are delivered on target. Movement of equipment and supplies is disrupted or delayed to forward areas. Enemy equipment and supplies are destroyed. A high rate of nuclear casualties is inflicted among enemy troops.

TASK: Surrender to Capturing Unit on the Battlefield (34-OPFOR-1017)

CONDITION: Friendly forces capture OPFOR element in whole or in part during operations. OPFOR soldiers have documents or equipment of tactical value with them when captured.

STANDARD: OPFOR soldiers prevent capture of documents or equipment and consistently hinder efforts of friendly forces to search, segregate, and secure them.

ELEMENTS: Company Headquarters
 Three Collection and Jamming (C&J) Platoon Headquarters
 Electronic Warfare (EW) Platoon Headquarters
 Air Reconnaissance Platoon Headquarters
 General Support (GS) Company Military Intelligence (MI) Battalion

TASK: Handle Enemy Prisoners of War (19-3-3106.34-0001)
 (AR 190-13) (AR 381-20)

ITERATION: 1 2 3 4 5 M (Circle)

COMMANDER/LEADER ASSESSMENT: T P U (Circle)

CONDITIONS: Enemy soldiers surrendered or were captured. Some iterations of this task should be performed in mission-oriented protective posture level 4 (MOPP4).

TASK STANDARDS: Take charge of and evaluate enemy prisoners of war (EPW) in accordance with unit standing operating procedures (SOP) and the five S's and T (search, silence, segregate, speed, safeguard, and tag).

TASK STEPS AND PERFORMANCE MEASURES	GO	NO-GO
<ol style="list-style-type: none"> 1. Search EPW. <ol style="list-style-type: none"> a. Remove all weapons and documents with intelligence value. b. Return personal items of no military intelligence value such as protective clothing and equipment. c. Give prisoners receipts for personal property taken. 2. Segregate EPW. <ol style="list-style-type: none"> a. Segregate EPW by rank, sex, deserters, civilians, nationality, and ideology when possible. b. Turn wounded EPW over to medical personnel for evacuation through medical channels. 3. Silence EPW. <ol style="list-style-type: none"> a. Prevent EPW leaders from giving orders. b. Prevent EPW from planning escape. c. Do not talk in front of EPW except to issue orders and maintain discipline. 4. Safeguard EPW. <ol style="list-style-type: none"> a. Remove EPW from dangers of the battlefield. b. Do not allow anyone to abuse EPW. c. Treat EPW humanely. 5. Tag the EPW with DD Form 2745 (<i>Enemy Prisoner of War Capture Tag</i>). <ol style="list-style-type: none"> a. Annotate the following information: (1) Date and time of capture. (2) Capturing unit. (3) Grid coordinates of capture. (4) Circumstance of capture. b. Attach part A to EPW. c. Retain part B for unit records. d. Attach part C to property. 		

TASK STEPS AND PERFORMANCE MEASURES	GO	NO-GO
6. Speed EPW to the rear. <ul style="list-style-type: none"> a. Notify higher headquarters the company has EPW. b. Remove EPW rearward to the nearest military police collection point. c. Exploit intelligence information. 		

TASK PERFORMANCE / EVALUATION SUMMARY BLOCK							
ITERATION	1	2	3	4	5	M	TOTAL
TOTAL TASK STEPS EVALUATED							
TOTAL TASK STEPS "GO"							
TRAINING STATUS "GO"/"NO-GO"							

* indicates a leader task step.

SUPPORTING INDIVIDUAL TASKS

Task Number	Task Title	References
181-105-1001(SL1)	Comply With the Law of War and the Geneva and Hague Conventions	STP 21-1-SMCT
181-105-2001(SL2)	Enforce the Law of War and the Geneva and Hague Conventions	STP 21-24-SMCT
181-105-2002(SL2)	Conduct Combat Operations According to the Law of War	STP 21-24-SMCT
191-376-4102(SL2)	Escort EPW/CI to Rear Areas	STP 21-24-SMCT
191-378-6079(SL3)	Supervise the Escort of EPWCI to Collecting Point/Holding Area Enclosure	STP 21-24-SMCT
191-379-4405(SL2)	Plan Movement of EPW/CI	STP 21-24-SMCT
850-001-2000(SL2)	Employ Accident Prevention Measures and Risk Management Process	STP 21-24-SMCT
850-001-3001(SL3)	Control Mission Safety Hazard	STP 21-24-SMCT
850-001-4001(SL4)	Integrate Risk Management Into Platoon	STP 21-24-SMCT

SUPPORTING COLLECTIVE TASKS: None

OPFOR TASKS AND STANDARDS

TASK: Disrupt Enemy Movement and Operations Using Tactical Nuclear Weapons (34-OPFOR-1002)

CONDITION: Orders have been received to use tactical nuclear weapons in the enemy's rear area. Key locations have been identified.

STANDARD: Tactical nuclear missiles are delivered on target. Movement of equipment and supplies is disrupted or delayed to forward areas. Enemy equipment and supplies are destroyed. A high rate of nuclear casualties is inflicted among enemy troops.

TASK: Conduct Air Attacks (34-OPFOR-1006)

CONDITION: Opposing force (OPFOR) elements in the rear area have forwarded the coordinates of enemy facilities and elements. OPFOR aircraft have been dispatched to attack enemy installations or convoys.

STANDARD: Locate support sites, command and control facilities, and/or convoys. Conduct attack runs on designated targets. Enemy equipment, supplies, and vehicles are destroyed and enemy personnel are killed.

TASK: Surrender to Capturing Unit on the Battlefield (34-OPFOR-1017)

CONDITION: Friendly forces capture OPFOR element in whole or in part during operations. OPFOR soldiers have documents or equipment of tactical value with them when captured.

STANDARD: OPFOR soldiers prevent capture of documents or equipment and consistently hinder efforts of friendly forces to search, segregate, and secure them.

TASK: Attack (34-OPFOR-1010)

CONDITION: Enemy rear area support base has been located. Priority intelligence requirements (PIRs) and other intelligence requirements have been obtained by OPFOR patrols. Element has automatic and antiarmor weapons, and light mortars. Element is approximately the size of two platoons.

STANDARD: An attack plan is developed. An attack is initiated using a scheme of maneuver that exploits enemy flanks, gaps, and weaknesses. Covered and concealed routes are used to approach enemy areas. Employ indirect fire to support attack. Penetrate enemy defenses. Destroy equipment and supplies, inflict casualties, isolate the support base, and block reinforcements. The enemy unit is forced to displace.

TASK: Conduct Hasty Ambush (34-OPFOR-1003)

CONDITION: OPFOR element is moving in a concealed area when an enemy element is reported moving along an adjacent route.

STANDARD: The ambush site is prepared before the arrival of the enemy element. The enemy force is surprised and casualties are inflicted within the designated kill zone. Delay enemy march element from reaching its specified destination. Withdraw, on order, within 2 minutes of ambush initiation. Report results of mission to headquarters.

TASK: Maintain Contact (34-OPFOR-1011)

CONDITION: OPFOR element is tactically engaged with enemy base defense forces. Enemy forces are withdrawing under pressure.

STANDARD: Decisively engage the enemy forces. As the enemy withdraws, the unit or force advances, maintaining contact.

ELEMENTS: Company Headquarters
 Three Collection and Jamming (C&J) Platoon Headquarters
 Air Reconnaissance Platoon Headquarters
 General Support (GS) Company Military Intelligence (MI) Battalion
 Electronic Warfare (EW) Platoon Headquarters

TASK: Use Passive Air Defense Measures (44-3-C220.34-0001)
 (FM 44-8) (FM 101-5-1) (FM 20-3)
 (FM 44-30) (FM 55-30)

ITERATION: 1 2 3 4 5 M (Circle)

COMMANDER/LEADER ASSESSMENT: T P U (Circle)

CONDITIONS: The platoon is in a tactical situation. Hostile aerial platforms (rotary-wing, fixed-wing, unmanned aerial vehicles [UAVs]) have been operating in the general area. Platoon weapons control status is "weapons hold." Some iterations of this task should be performed in mission-oriented protective posture level 4 (MOPP4).

TASK STANDARDS: Opposing force (OPFOR) aerial platforms (rotary-wing, fixed-wing, UAVs) do not detect the unit. The time required to perform this task in MOPP4 and or blackout conditions is increased.

TASK STEPS AND PERFORMANCE MEASURES	GO	NO-GO
<p>*1. Use passive air defense measures in a tactical situation.</p> <ul style="list-style-type: none"> a. Use all available resources (camouflage, cover, concealment, dispersion, etc.) to hide personnel and equipment to limit vulnerability. Unit monitoring achieves air situational awareness. b. Cover or shade reflective items, particularly windshields and optics. c. Establish and rehearse air attack alarms. d. Disperse vehicles, tents, and supplies to reduce vulnerability to air attack. e. Construct field fortifications with organic equipment as necessary to protect personnel and vulnerable mission-essential equipment. f. Man observation posts (daytime or nighttime) to provide warning of approaching aerial platforms (rotary-wing, fixed-wing, UAVs). g. Establish a listening watch on the air defense early warning network, if equipment is available and operational. <p>*2. Use passive air defense measures in a convoy.</p> <ul style="list-style-type: none"> a. Convoy commander briefs all unit personnel. b. Camouflage vehicles and equipment before moving out. c. Select column interval based on instructions, mission, and terrain. d. Place crew-served weapons throughout the convoy to cover front, rear, and flanks (avenues of approach). e. Assign soldiers to air guard duties with specific search sectors covering 360 degrees. f. Visually identify threat aerial platforms (rotary-wing, fixed-wing, UAVs). g. Report all aircraft actions to higher headquarters. h. Establish and rehearse air attack alarms. 		

TASK STEPS AND PERFORMANCE MEASURES	GO	NO-GO
3. Use passive air defense measures when occupying or displacing. <ul style="list-style-type: none"> a. Maintain vehicle interval specified in the movement order. b. Stagger vehicles to avoid linear patterns. c. Assign air guards to sectors of search that cover 360 degrees and maintain coverage until convoy completes the movement. d. Visually identify threat aerial platforms (rotary-wing, fixed-wing, UAVs). e. Report all aircraft actions to higher headquarters. f. Establish vehicle order of precedence. 		

TASK PERFORMANCE / EVALUATION SUMMARY BLOCK							
ITERATION	1	2	3	4	5	M	TOTAL
TOTAL TASK STEPS EVALUATED							
TOTAL TASK STEPS "GO"							
TRAINING STATUS "GO"/"NO-GO"							

* indicates a leader task step.

SUPPORTING INDIVIDUAL TASKS

Task Number	Task Title	References
052-191-1361(SL1)	Camouflage Yourself and Your Individual Equipment	STP 21-1-SMCT
052-191-1362(SL1)	Camouflage Equipment	STP 21-1-SMCT
071-326-3013(SL3)	Conduct a Tactical Road March	STP 21-24-SMCT
071-326-5703(SL1)	Construct Individual Fighting Positions	STP 21-1-SMCT
071-326-5704(SL2)	Supervise Construction of a Fighting Position	STP 21-24-SMCT
071-326-5705(SL2)	Establish an Observation Post	STP 21-24-SMCT
071-331-0804(SL1)	Perform Surveillance Without the Aid of Electronic Devices	STP 21-1-SMCT
071-331-0815(SL1)	Practice Noise, Light, and Litter Discipline	STP 21-1-SMCT
113-637-2001(SL1)	Communicate Via a Tactical Radio	STP 21-1-SMCT
850-001-2000(SL2)	Employ Accident Prevention Measures and Risk Management Process	STP 21-24-SMCT
850-001-3001(SL3)	Control Mission Safety Hazard	STP 21-24-SMCT
850-001-4001(SL4)	Integrate Risk Management Into Platoon	STP 21-24-SMCT

SUPPORTING COLLECTIVE TASKS: None

OPFOR TASKS AND STANDARDS

TASK: Conduct Air Attacks (34-OPFOR-1006)

CONDITION: Opposing force (OPFOR) elements in the rear area have forwarded the coordinates of enemy facilities and elements. OPFOR aircraft have been dispatched to attack enemy installations or convoys.

STANDARD: Locate support sites, command and control facilities, and/or convoys. Conduct attack runs on designated targets. Enemy equipment, supplies, and vehicles are destroyed and enemy personnel are killed.

TASK: Conduct Aerial Reconnaissance (34-OPFOR-1007)

CONDITION: OPFOR HQ requires intelligence on the location and identification of enemy elements. Aircraft is dispatched to take photographs and conduct a visual inspection of enemy area.

STANDARD: Locate and photograph enemy positions in assigned sectors, including support and storage bases and command and control facilities. Visual checks are conducted when possible. The enemy is not engaged. Priority intelligence requests and other information requirements (IRs) are reported to OPFOR HQ.

TASK: Disrupt Enemy Movement and Operations Using Tactical Nuclear Weapons (34-OPFOR-1002)

CONDITION: Orders have been received to use tactical nuclear weapons in the enemy's rear area. Key locations have been identified.

STANDARD: Tactical nuclear missiles are delivered on target. Movement of equipment and supplies is disrupted or delayed to forward areas. Enemy equipment and supplies are destroyed. A high rate of nuclear casualties is inflicted among enemy troops.

TASK: Attack (34-OPFOR-1010)

CONDITION: Enemy rear area support base has been located. Priority intelligence requirements (PIRs) and other intelligence requirements have been obtained by OPFOR patrols. Element has automatic and antiarmor weapons, and light mortars. Element is approximately the size of two platoons.

STANDARD: An attack plan is developed. An attack is initiated using a scheme of maneuver that exploits enemy flanks, gaps, and weaknesses. Covered and concealed routes are used to approach enemy areas. Employ indirect fire to support attack. Penetrate enemy defenses. Destroy equipment and supplies, inflict casualties, isolate the support base, and block reinforcements. The enemy unit is forced to displace.

TASK: Conduct Hasty Ambush (34-OPFOR-1003)

CONDITION: OPFOR element is moving in a concealed area when an enemy element is reported moving along an adjacent route.

STANDARD: The ambush site is prepared before the arrival of the enemy element. The enemy force is surprised and casualties are inflicted within the designated kill zone. Delay enemy march element from reaching its specified destination. Withdraw, on order, within 2 minutes of ambush initiation. Report results of mission to headquarters.

TASK: Maintain Contact (34-OPFOR-1011)

CONDITION: OPFOR element is tactically engaged with enemy base defense forces. Enemy forces are withdrawing under pressure.

STANDARD: Decisively engage the enemy forces. As the enemy withdraws, the unit or force advances, maintaining contact.

TASK: Disrupt Enemy Movement and Operations Using Persistent and Nonpersistent Chemical Weapons (34-OPFOR-1001)

CONDITION: Conventional artillery weapons or aircraft are available to deliver chemical weapons. Routes and key bases in the rear area have been selected.

STANDARD: Chemical agents are delivered into targeted areas. The movement of enemy supplies and equipment to forward areas is delayed by disrupting command and control systems. Enemy movement is successfully channeled into predesignated ambush areas. Enemy supplies and equipment are contaminated. A high rate of casualties is inflicted on enemy forces.

ELEMENTS: Company Headquarters
 Three Collection and Jamming (C&J) Platoon Headquarters
 Air Reconnaissance Platoon Headquarters
 General Support (GS) Company Military Intelligence (MI) Battalion
 Electronic Warfare (EW) Platoon Headquarters

TASK: Take Active Combined Arms Air Defense Measures Against Hostile Aerial Platforms (44-3-C221.34-0001)
 (FM 44-8) (FM 44-30)

ITERATION: 1 2 3 4 5 M (Circle)

COMMANDER/LEADER ASSESSMENT: T P U (Circle)

CONDITIONS: Unit receives early warning of aerial platforms (rotary-wing, fixed-wing, unmanned aerial vehicles [UAVs]) in the area. Unit personnel detect unknown or hostile aerial platforms (rotary-wing, fixed-wing, UAVs). Unit is in a tactical environment at weapons control status of "weapons tight." Some iterations of this task should be performed in mission-oriented protective posture level 4 (MOPP4).

TASK STANDARDS: Unit destroys or forces the attacking aerial platforms (rotary-wing, fixed-wing, UAVs) away from friendly positions.

TASK STEPS AND PERFORMANCE MEASURES	GO	NO-GO
<p>*1. Direct combined arms air defense measures against hostile aerial platforms not attacking a stationary unit.</p> <ul style="list-style-type: none"> a. Give air attack alarm. b. Occupy defensive positions. c. Search assigned sectors for aerial platforms. d. Identify and report presence of aerial platforms in the area and send report to higher headquarters (follow-up). <hr/> <p>Note: When making the decision of whether or not to fire at nonattacking hostile aerial platforms with small arms, take into consideration the assigned mission and tactical situation. Unit must positively, visually identify aerial platforms prior to engaging with small arms unless the aircraft is committing a hostile act.</p> <div style="background-color: black; color: white; padding: 10px; text-align: center; margin: 10px 0;"> <p>DANGER Munitions cannot distinguish between friend and foe. Review all airspace control measures. You must perform all precautionary measures to ensure the munitions you fire do not cause injury or death to friendly forces or damage to allied equipment. Even computerized systems require close observation.</p> </div> <ul style="list-style-type: none"> e. Leader makes engagement decision. f. Unit engages the aerial platforms with all available small arms (rifles and machine guns). <hr/> <p>Note: Expect the firing signature from small arms to disclose unit position.</p>		

TASK STEPS AND PERFORMANCE MEASURES	GO	NO-GO																								
<p>g. Engagement causes no fratricide.</p> <p>h. Reload weapons following engagement.</p> <hr/> <p>Notes:</p> <p>(1) Aim points for propeller-driven aircraft are the same as for helicopters.</p> <p>(2) Select aim points in football field lengths: One football field equals approximately 91 meters.</p> <p>(3) Once the lead distance is estimated, the riflemen and machine gunners aim and fire their weapons at the aim point until the aircraft has flown past that point. Maintain the aim point, not the lead distance. The weapon should not move once the firing cycle starts.</p> <p>(4) Establish preselected aim points when the unit is in a static position.</p> <p>(5) Accuracy in relation to target hits is not necessary. Accuracy in relation to the aim point is necessary. Volume fire, a coordinated high volume of fire the aircraft has to fly through, will achieve the desired results.</p> <table border="1" data-bbox="240 800 1162 1270"> <thead> <tr> <th data-bbox="240 800 516 863">Type Aerial Platforms</th> <th data-bbox="516 800 711 863">Course</th> <th data-bbox="711 800 1162 863">Aim Point</th> </tr> </thead> <tbody> <tr> <td data-bbox="240 863 516 926">Jet/Cruise Missile</td> <td data-bbox="516 863 711 926">Crossing</td> <td data-bbox="711 863 1162 926">Two football fields in front of aerial platform's nose</td> </tr> <tr> <td data-bbox="240 926 516 989">Jet/Cruise Missile</td> <td data-bbox="516 926 711 989">Overhead</td> <td data-bbox="711 926 1162 989">Two football fields in front of aerial platform's nose</td> </tr> <tr> <td data-bbox="240 989 516 1052">Jet/Cruise Missile</td> <td data-bbox="516 989 711 1052">Directly at you</td> <td data-bbox="711 989 1162 1052">Slightly above aerial platforms nose</td> </tr> <tr> <td data-bbox="240 1052 516 1115">Helicopter/UAV</td> <td data-bbox="516 1052 711 1115">Crossing</td> <td data-bbox="711 1052 1162 1115">One-half football field in front of nose</td> </tr> <tr> <td data-bbox="240 1115 516 1178">Helicopter/UAV</td> <td data-bbox="516 1115 711 1178">Directly at you</td> <td data-bbox="711 1115 1162 1178">Slightly above helicopter/UAV body</td> </tr> <tr> <td data-bbox="240 1178 516 1241">Helicopter/ UAV</td> <td data-bbox="516 1178 711 1241">Hovering</td> <td data-bbox="711 1178 1162 1241">Slightly above helicopter/UAV body</td> </tr> <tr> <td data-bbox="240 1241 516 1270"></td> <td data-bbox="516 1241 711 1270"></td> <td data-bbox="711 1241 1162 1270"></td> </tr> </tbody> </table> <p>i. Evaluate situation and move unit position as directed by the unit commander.</p> <p>*2. Direct small arms air defense measures against hostile aerial platforms not attacking a moving target.</p> <p>a. Give air attack alarm.</p> <p>b. Disperse vehicles laterally and in-depth, or vehicle operators continue to move the unit.</p> <p>c. Move vehicles to covered, concealed positions. All personnel not assigned crew-served weapons dismount and prepare to engage the aircraft or increase dispersion.</p> <p>d. Engage nonattacking aircraft only as directed.</p> <p>e. Visually identify threat aerial platforms.</p> <p>f. Report all aerial platform actions to higher headquarters.</p> <p>g. Senior leader orders the unit to engage.</p>	Type Aerial Platforms	Course	Aim Point	Jet/Cruise Missile	Crossing	Two football fields in front of aerial platform's nose	Jet/Cruise Missile	Overhead	Two football fields in front of aerial platform's nose	Jet/Cruise Missile	Directly at you	Slightly above aerial platforms nose	Helicopter/UAV	Crossing	One-half football field in front of nose	Helicopter/UAV	Directly at you	Slightly above helicopter/UAV body	Helicopter/ UAV	Hovering	Slightly above helicopter/UAV body					
Type Aerial Platforms	Course	Aim Point																								
Jet/Cruise Missile	Crossing	Two football fields in front of aerial platform's nose																								
Jet/Cruise Missile	Overhead	Two football fields in front of aerial platform's nose																								
Jet/Cruise Missile	Directly at you	Slightly above aerial platforms nose																								
Helicopter/UAV	Crossing	One-half football field in front of nose																								
Helicopter/UAV	Directly at you	Slightly above helicopter/UAV body																								
Helicopter/ UAV	Hovering	Slightly above helicopter/UAV body																								

TASK STEPS AND PERFORMANCE MEASURES	GO	NO-GO
<ul style="list-style-type: none"> h. Engage the aerial platforms with all available small arms. i. Reload weapons following engagement of aircraft. <p>*3. Direct combined arms air defense measures against aerial platforms attacking stationary unit.</p> <ul style="list-style-type: none"> a. Give air attack alarm. b. All available personnel immediately engage attacking aerial platforms per tactical standing operating procedures (TSOP). c. Reload weapons following the engagement. d. Personnel assigned observation posts continue to scan their assigned sectors. e. Report any aircraft action to higher headquarters. f. Report casualties to higher headquarters. g. Evaluate situation and move unit position as directed by the tactical situation or TSOP. <p>*4. Direct small unit air defense measures during convoy movement.</p> <ul style="list-style-type: none"> a. Alert vehicle commanders of impending attack. b. Disperse vehicles, alternately, to shoulders on the road (off road, if possible). Turn to covered, concealed position if terrain permits. c. Maintain vehicle intervals or increase interval or dispersion. Use evasive driving techniques. d. Dismount and take up firing positions. e. Prepare personnel to fire on orders of the senior individual present or automatically return fire (per engagement procedures) if an aircraft is attacking. f. Identify the aerial platforms. g. Engage the aerial platforms with all available small arms (rifles and machine guns). h. Reload weapons following the attack. i. Report attack to higher headquarters. j. Report casualties to higher headquarters. 		

TASK PERFORMANCE / EVALUATION SUMMARY BLOCK							
ITERATION	1	2	3	4	5	M	TOTAL
TOTAL TASK STEPS EVALUATED							
TOTAL TASK STEPS "GO"							
TRAINING STATUS "GO"/"NO-GO"							

* indicates a leader task step.

SUPPORTING INDIVIDUAL TASKS

Task Number	Task Title	References
071-008-0007(SL1)	Engage Targets With an M16A1 or M16A2 Rifle Using an AN/PAS-13 Series Thermal Sight	STP 21-1-SMCT
071-010-0006(SL1)	Engage Targets With an M249 Machine Gun	STP 21-1-SMCT
071-022-0003(SL1)	Load a Caliber .50 M2 Machine Gun	STP 21-1-SMCT
071-100-0003(SL1)	Engage Targets With an M4 or M4A1 Carbine	STP 21-1-SMCT
071-100-0006(SL1)	Load an M4 or M4A1 Carbine	STP 21-1-SMCT
071-312-4027(SL1)	Load an M249 Machine Gun	STP 21-1-SMCT
071-313-3454(SL1)	Engage Targets With a Caliber .50 M2 Machine Gun	STP 21-1-SMCT
071-315-2308(SL1)	Engage Targets With an M16A1 or M16A2 Rifle Using a Night Vision Sight AN/PVS-4	STP 21-1-SMCT
071-326-0513(SL1)	Select Temporary Fighting Positions	STP 21-1-SMCT
071-326-3013(SL3)	Conduct a Tactical Road March	STP 21-24-SMCT
071-331-0804(SL1)	Perform Surveillance Without the Aid of Electronic Devices	STP 21-1-SMCT
071-410-0019(SL3)	Control Organic Fires	STP 21-24-SMCT
113-637-2001(SL1)	Communicate Via a Tactical Radio	STP 21-1-SMCT
441-091-2000(SL2)	Defend Against Air Attack (Active)	STP 21-24-SMCT
805C-PAD-2060(SL2)	Report Casualties	STP 21-24-SMCT
850-001-2000(SL2)	Employ Accident Prevention Measures and Risk Management Process	STP 21-24-SMCT
850-001-3001(SL3)	Control Mission Safety Hazard	STP 21-24-SMCT
850-001-4001(SL4)	Integrate Risk Management Into Platoon	STP 21-24-SMCT

SUPPORTING COLLECTIVE TASKS: None

OPFOR TASKS AND STANDARDS

TASK: Conduct Air Attacks (34-OPFOR-1006)

CONDITION: Opposing force (OPFOR) elements in the rear area have forwarded the coordinates of enemy facilities and elements. OPFOR aircraft have been dispatched to attack enemy installations or convoys.

STANDARD: Locate support sites, command and control facilities, and/or convoys. Conduct attack runs on designated targets. Enemy equipment, supplies, and vehicles are destroyed and enemy personnel are killed.

TASK: Conduct Aerial Reconnaissance (34-OPFOR-1007)

CONDITION: OPFOR HQ requires intelligence on the location and identification of enemy elements. Aircraft is dispatched to take photographs and conduct a visual inspection of enemy area.

STANDARD: Locate and photograph enemy positions in assigned sectors, including support and storage bases and command and control facilities. Visual checks are conducted when possible. The enemy is not engaged. Priority intelligence requests and other information requirements (IRs) are reported to OPFOR HQ.

TASK: Conduct Electronic Warfare (34-OPFOR-1012)

CONDITION: OPFOR employs collection and direction-finding assets (ground and air) to monitor and locate enemy forces.

STANDARD: Locate the positions of enemy command, intelligence, and logistics units. Forward the locations of the positions to OPFOR headquarters. Use jamming signals against enemy radio receivers. Monitor enemy radio networks and report all information of intelligence value to OPFOR HQ.

TASK: Disrupt Enemy Movement and Operations Using Tactical Nuclear Weapons (34-OPFOR-1002)

CONDITION: Orders have been received to use tactical nuclear weapons in the enemy's rear area. Key locations have been identified.

STANDARD: Tactical nuclear missiles are delivered on target. Movement of equipment and supplies is disrupted or delayed to forward areas. Enemy equipment and supplies are destroyed. A high rate of nuclear casualties is inflicted among enemy troops.

TASK: Attack (34-OPFOR-1010)

CONDITION: Enemy rear area support base has been located. PIRs and other IRs have been obtained by OPFOR patrols. Element has automatic and antiarmor weapons, and light mortars. Element is approximately the size of two platoons.

STANDARD: An attack plan is developed. An attack is initiated using a scheme of maneuver that exploits enemy flanks, gaps, and weaknesses. Covered and concealed routes are used to approach enemy areas. Employ indirect fire to support attack. Penetrate enemy defenses. Destroy equipment and supplies, inflict casualties, isolate the support base, and block reinforcements. The enemy unit is forced to displace.

TASK: Maintain Contact (34-OPFOR-1011)

CONDITION: OPFOR element is tactically engaged with enemy base defense forces. Enemy forces are withdrawing under pressure.

STANDARD: Decisively engage the enemy forces. As the enemy withdraws, the unit or force advances, maintaining contact.

TASK: Disrupt Enemy Movement and Operations Using Persistent and Nonpersistent Chemical Weapons (34-OPFOR-1001)

CONDITION: Conventional artillery weapons or aircraft are available to deliver chemical weapons. Routes and key bases in the rear area have been selected.

STANDARD: Chemical agents were delivered into targeted areas. The movement of enemy supplies and equipment to forward areas was delayed by disrupting command and control systems. Enemy movement was successfully channeled into predesignated ambush areas. Enemy supplies and equipment were contaminated. A high rate of casualties was inflicted on enemy forces.

ELEMENTS: Company Headquarters
 General Support (GS) Company Military Intelligence (MI) Battalion
 Electronic Warfare (EW) Platoon Headquarters
 Air Reconnaissance Platoon Headquarters
 Three Collection and Jamming (C&J) Platoon Headquarters

TASK: Treat Casualties (08-2-0003.34-0001)

(FM 4-25.11) (AR 350-1) (AR 600-8-1)
 (FM 3-11.4) (FM 3-5) (STP 21-1-SMCT)
 (STP 21-24-SMCT)

ITERATION: 1 2 3 4 5 M (Circle)

COMMANDER/LEADER ASSESSMENT: T P U (Circle)

CONDITIONS: The unit has sustained casualties and has no organic medical treatment personnel. Threat force contact has been broken. Soldiers are wounded and may have chemical contamination or nonbattle injuries. Some unit members are assigned the additional duty of combat lifesavers. Unit personnel are performing first aid (self-aid/buddy aid) treatment, and combat lifesavers are providing enhanced first aid treatment until medical treatment personnel arrive. This task is performed simultaneously with other reorganization tasks. Higher headquarters tactical standing operating procedures (TSOP) and operation order (OPORD) are available. Simplified collective-protective equipment is on hand and/or field expedient and natural shelters are available. Some iterations of this task should be performed in mission-oriented protective posture level 4 (MOPP4).

Note: This task should not be trained in MOPP4 except when treating nuclear, biological, and chemical (NBC) casualties.

TASK STANDARDS: Unit personnel provide first aid treatment for casualties in accordance with FM 4-25.11 and combat lifesaver certification standards. In MOPP4, performance degradation factors increase the time required to provide treatment and limits the type of treatment provided.

TASK STEPS AND PERFORMANCE MEASURES	GO	NO-GO
<p>*1. Supervise first aid treatment of casualties.</p> <ul style="list-style-type: none"> a. Develop treatment plan. b. Monitor treatment and ensure all casualties are treated. c. Direct employment of combat lifesavers to treat casualties. d. Report casualties. e. Coordinate replenishment of class VIII supplies with higher headquarters logistics element. f. Direct distribution of class VIII supplies and equipment. g. Enforce quality control procedures for class VIII items issued to unit elements. <p>2. Survey casualties.</p> <ul style="list-style-type: none"> a. Check for responsiveness. b. Check for breathing. c. Check for bleeding. d. Check for head injury. 		

TASK STEPS AND PERFORMANCE MEASURES	GO	NO-GO
<ul style="list-style-type: none"> e. Check for shock. f. Check for fractures, including cervical spine and back fractures. g. Check for burns. 3. Administer lifesaving first aid treatment. <ul style="list-style-type: none"> a. Clear all objects from throat of casualty. b. Use jaw thrust method to open airway if cervical spine injury is suspected. c. Perform mouth-to-mouth resuscitation to restore casualty's breathing. 4. Control hemorrhage. <ul style="list-style-type: none"> a. Apply dressing and bandages. b. Apply manual direct pressure to wound. c. Elevate extremities. d. Apply pressure dressing to wound. Apply tourniquet as last resort. 5. Dress wounds. <ul style="list-style-type: none"> a. Apply occlusive dressing to an open chest wound, if possible. b. Apply dressing to an open abdominal wound. c. Apply dressing to an open head wound. 6. Splint suspected fractures. <ul style="list-style-type: none"> a. Employ available materials to splint injury. b. Splint fracture in position found. c. Restrict movement of extremities. d. Check circulation for impairment. 7. Provide first aid treatment to casualties with burns. <ul style="list-style-type: none"> a. Extinguish thermal burn agent(s). b. Remove chemical burn agent(s). c. Eliminate electrical burn source. d. Uncover burn unless stuck to clothing or a chemical environment exists. e. Apply field dressing, if appropriate. 8. Provide first aid treatment for environmental injuries. <ul style="list-style-type: none"> a. Administer treatment for heat injuries. b. Administer first aid for frostbite. 9. Provide first aid treatment for chemical casualties. <ul style="list-style-type: none"> a. Take immediate protective steps to protect self and warn others. b. Protect casualty from further contamination. 		

TASK STEPS AND PERFORMANCE MEASURES	GO	NO-GO
<ul style="list-style-type: none"> c. Administer nerve agent antidote. d. Administer convulsant antidote for nerve agent, if required. e. Decontaminate casualty, if necessary. <p>10. Prevent shock.</p> <ul style="list-style-type: none"> a. Position casualty in the correct antishock position. b. Loosen clothing and equipment. c. Prevent casualty from chilling or overheating. d. Calm casualty by reassurance. <p>11. Unit combat lifesavers perform enhanced first aid treatment.</p> <ul style="list-style-type: none"> a. Evaluate casualty for condition and type of treatment needed. b. Measure casualty's vital signs. c. Insert oropharyngeal airway in an unconscious casualty. d. Apply a splint to a fractured limb. e. Administer first aid to chemical agent casualties. f. Initiate an intravenous infusion for hypovolemic shock. g. Identify environmental injuries. h. Treat environmental injuries. i. Manage battle fatigue casualties. 		

TASK PERFORMANCE / EVALUATION SUMMARY BLOCK							
ITERATION	1	2	3	4	5	M	TOTAL
TOTAL TASK STEPS EVALUATED							
TOTAL TASK STEPS "GO"							
TRAINING STATUS "GO"/"NO-GO"							

* indicates a leader task step.

SUPPORTING INDIVIDUAL TASKS

Task Number	Task Title	References
081-831-0101(SL2)	Request Medical Evacuation	STP 21-24-SMCT
081-831-1000(SL1)	Evaluate a Casualty	STP 21-1-SMCT
081-831-1003(SL1)	Perform First Aid to Clear an Object Stuck in the Throat of a Conscious Casualty	STP 21-1-SMCT
081-831-1005(SL1)	Perform First Aid to Prevent or Control Shock	STP 21-1-SMCT
081-831-1007(SL1)	Perform First Aid for Burns	STP 21-1-SMCT
081-831-1008(SL1)	Perform First Aid for Heat Injuries	STP 21-1-SMCT
081-831-1025(SL1)	Perform First Aid for an Open Abdominal Wound	STP 21-1-SMCT
081-831-1026(SL1)	Perform First Aid for an Open Chest Wound	STP 21-1-SMCT
081-831-1032(SL1)	Perform First Aid for Bleeding of an Ex-tremity	STP 21-1-SMCT

SUPPORTING INDIVIDUAL TASKS

Task Number	Task Title	References
081-831-1033(SL1)	Perform First Aid for an Open Head Wound	STP 21-1-SMCT
081-831-1034(SL1)	Perform First Aid for a Suspected Fracture	STP 21-1-SMCT
081-831-1042(SL1)	Perform Mouth-to-Mouth Resuscitation	STP 21-1-SMCT
081-831-1044(SL1)	Perform First Aid for Nerve Agent Injury	STP 21-1-SMCT
081-831-1045(SL1)	Perform First Aid for Cold Injuries	STP 21-1-SMCT
081-831-1046(SL1)	Transport a Casualty	STP 21-1-SMCT
081-831-1054(SL2)	Evacuate Casualties	STP 21-24-SMCT
805C-PAD-2060(SL2)	Report Casualties	STP 21-24-SMCT
850-001-2000(SL2)	Employ Accident Prevention Measures and Risk Management Process	STP 21-24-SMCT
850-001-3001(SL3)	Control Mission Safety Hazard	STP 21-24-SMCT
850-001-4001(SL4)	Integrate Risk Management Into Platoon	STP 21-24-SMCT

SUPPORTING COLLECTIVE TASKS: None

OPFOR TASKS AND STANDARDS

TASK: Disrupt Enemy Movement and Operations Using Persistent and Nonpersistent Chemical Weapons (34-OPFOR-1001)

CONDITION: Conventional artillery weapons or aircraft are available to deliver chemical weapons. Routes and key bases in the rear area have been selected.

STANDARD: Chemical agents are delivered into targeted areas. The movement of enemy supplies and equipment to forward areas is delayed by disrupting command and control systems. Enemy movement is successfully channeled into predesignated ambush areas. Enemy supplies and equipment are contaminated. A high rate of casualties is inflicted on enemy forces.

TASK: Disrupt Enemy Movement and Operations Using Tactical Nuclear Weapons (34-OPFOR-1002)

CONDITION: Orders have been received to use tactical nuclear weapons in the enemy's rear area. Key locations have been identified.

STANDARD: Tactical nuclear missiles are delivered on target. Movement of equipment and supplies is disrupted or delayed to forward areas. Enemy equipment and supplies are destroyed. A high rate of nuclear casualties is inflicted among enemy troops.

TASK: Disrupt Friendly Defensive Operations (34-OPFOR-1014)

CONDITION: Friendly forces are establishing local defensive positions and obstacles. OPFOR element receives orders to harass and disrupt these efforts. The opposing force (OPFOR) has offensive air support and nuclear, biological, and chemical (NBC) weapons available.

STANDARD: OPFOR element locates and penetrates friendly positions and causes a halt or disruption in work being completed on defenses.

TASK: Breach an Obstacle (34-OPFOR-1015)

CONDITION: OPFOR lead element encounters an obstacle blocking its avenue of approach as it advances toward friendly forces.

STANDARD: OPFOR lead element breaches the obstacle before the OPFOR main body reaches the site.

TASK: Counter Passage of Lines (34-OPFOR-1016)

CONDITION: Friendly units are in defense positions but are expected to attempt a passage of lines. Friendly forces have close air support and NBC capabilities. The OPFOR element receives orders to disrupt the friendly passage of lines.

STANDARD: The friendly force passage of lines is delayed by the OPFOR element for a minimum of 2 hours.

TASK: Conduct Terrorist and Saboteur Attacks (34-OPFOR-1013)

CONDITION: OPFOR dispatches small team(s) into enemy rear area to disrupt support operations.

STANDARD: Locate rear support bases and command and control facilities. Rear area support operations are delayed and disrupted. Rear area bases are infiltrated to conduct sabotage and terrorist activities. Supplies and equipment are destroyed and casualties are inflicted.

TASK: Conduct Raid (34-OPFOR-1009)

CONDITION: OPFOR element has occupied an objective rally point and has orders to conduct a raid on a rear area base.

STANDARD: Surprise the enemy forces. Assault enemy support base and accomplish assigned tasks. Specified equipment and supplies are destroyed. Decisive engagement is avoided. All personnel are withdrawn from the area within the prescribed time. The collected intelligence data satisfies the priority intelligence requirements (PIRs).

ELEMENTS: Three Collection and Jamming (C&J) Platoon headquarters
 Electronic Warfare (EW) Platoon Headquarters
 Air Reconnaissance Platoon Headquarters
 Company Headquarters
 General Support (GS) Company Military Intelligence (MI) Battalion

TASK: Transport Casualties (08-2-C316.34-0001)

(FM 4-02)	(TSP 051-E-0006)	(AR 385-10)
(AR 600-8-1)	(FM 3-0)	(FM 12-6)
(FM 4-25.11)	(FM 3-11.4)	(FM 3-5)
(FM 3-21.38)		

ITERATION: 1 2 3 4 5 M (Circle)

COMMANDER/LEADER ASSESSMENT: T P U (Circle)

CONDITIONS: Unit personnel are wounded and some may be chemically contaminated. Threat force contact has been broken. Unit defenses have been reorganized. Casualties are transported from defensive positions to designated casualty collection points. All methods of transport are employed. Some wounded enemy prisoners of war (EPW) casualties may require transport. This task is performed simultaneously with other reorganization tasks. The tactical standing operating procedures (TSOP) and higher headquarters operation order (OPORD) are available. Simplified collective-protective equipment is on hand and/or field expedient and natural shelters are available. Some iterations of this task should be performed in mission-oriented protective posture level 4 (MOPP4).

TASK STANDARDS: Casualties are transported as soon as the tactical situation permits in accordance with the TSOP, OPORD, the provisions of the Geneva convention, and FM 4-02-16. At MOPP4, performance degradation factors increase the time required to transport casualties.

TASK STEPS AND PERFORMANCE MEASURES	GO	NO-GO
<p>*1. Supervise transport of casualties.</p> <ul style="list-style-type: none"> a. Monitor casualty transport operations for compliance with FM 4-02 and TSOP. b. Identify casualty collection points. c. Identify transport requirements. d. Supervise preparation of casualties for transport. e. Coordinate transport of casualties from unit area with higher headquarters personnel element in accordance with FM 4-02 and TSOP. f. Coordinate security requirements for the pickup site with subelements and higher headquarters operations element. g. Disseminate transport information to unit personnel. h. Forward casualty feeder report and witness statements to higher headquarters personnel element in accordance with FM 12-6 and TSOP. <p>2. Prepare casualties for transport.</p> <ul style="list-style-type: none"> a. Provide first aide treatment to casualties. b. Report casualties, as required. 		

TASK STEPS AND PERFORMANCE MEASURES	GO	NO-GO
<ul style="list-style-type: none"> c. Collect classified documents such as signal operating instructions(SOI)/signal supplemental instructions(SSSI), maps, overlays, and key lists. d. Secure custody of organizational equipment in accordance with TSOP. e. Forward casualty feeder reports to unit headquarters in accordance with TSOP. <p>3. Transport casualties to casualty collection points using manual carries.</p> <ul style="list-style-type: none"> a. Select type of manual carry appropriate to situation and injury. b. Transport casualty without causing further injury in accordance with FM 4-02. <p>4. Transport casualties to casualty collection points using litter carries.</p> <ul style="list-style-type: none"> a. Identify litter team(s). b. Construct improvised litter from available material, as required. c. Secure casualty on litter. d. Transport casualty without causing further injury in accordance with FM 4-02. <p>5. Transport casualties to a medical treatment facility using available vehicles.</p> <ul style="list-style-type: none"> a. Load maximum number of casualties in accordance with FM 4-02. b. Secure casualties in vehicle. c. Transport casualties without causing further injury in accordance with FM 4-02. <p>6. Request aero-medical evacuation.</p> <ul style="list-style-type: none"> a. Transmit request in accordance with FM 4-02, OPORD, and TSOP. b. Select landing site, which provides sufficient space for helicopter hover, landing, and takeoff, in accordance with FM 4-02 and FM 3-21.38. c. Supervise removal of all dangerous objects likely to be blown about prior to aircraft arrival. d. Supervise security of landing site in accordance with the TSOP. <p>7. Assist in loading ambulance.</p> <ul style="list-style-type: none"> a. Employ proper carrying and loading techniques in accordance with FM 4-02. b. Load casualties in the sequence directed by crew. c. Load casualties without causing unnecessary discomfort. d. Employ safety procedures in accordance with AR 385-10, FM 4-02, and TSOP. e. Employ environmental protection procedures in accordance with AR 200-1 and TSOP. <p>8. Transport chemically contaminated casualties.</p> <ul style="list-style-type: none"> a. Assume MOPP4. b. Mark contaminated casualties in accordance with the TSOP. c. Notify supporting medical treatment facility (MTF) that contaminated casualties are en route to their location. 		

TASK STEPS AND PERFORMANCE MEASURES	GO	NO-GO
<ul style="list-style-type: none"> d. Transport casualties directly to a designated decontamination and treatment station. e. Protect casualties from further contamination during transport. <p>9. Transport EPW casualties.</p> <ul style="list-style-type: none"> a. Maintain security of EPW casualties in accordance with TSOP. b. Search EPW casualties for weapons and ordinance prior to evacuation. c. Transport EPW casualties in accordance with the provisions of the Geneva convention and the TSOP. 		

TASK PERFORMANCE / EVALUATION SUMMARY BLOCK							
ITERATION	1	2	3	4	5	M	TOTAL
TOTAL TASK STEPS EVALUATED							
TOTAL TASK STEPS "GO"							
TRAINING STATUS "GO"/"NO-GO"							

* indicates a leader task step.

SUPPORTING INDIVIDUAL TASKS

Task Number	Task Title	References
031-503-1015(SL1)	Protect Yourself From NBC In-jury/Contamination with the Appropriate Mission-Oriented Protective Posture (MOPP) Gear	STP 21-1-SMCT
031-503-1023(SL2)	Protect Yourself From NBC In-jury/Contamination When Changing Mission-Oriented Protective Posture (MOPP) Gear	STP 21-24-SMCT
031-503-1035(SL1)	Protect Yourself From Chemical/Biological Contamination Using Your Assigned Protective Mask	STP 21-1-SMCT
031-503-3008(SL2)	Implement Mission-Oriented Protective Posture	STP 21-24-SMCT
081-831-0101(SL2)	Request Medical Evacuation	STP 21-24-SMCT
081-831-1000(SL1)	Evaluate a Casualty	STP 21-1-SMCT
081-831-1046(SL1)	Transport a Casualty	STP 21-1-SMCT
081-831-1054(SL2)	Evacuate Casualties	STP 21-24-SMCT
191-376-4102(SL2)	Escort EPW/CI to Rear Areas	STP 21-24-SMCT
441-091-2000(SL2)	Defend Against Air Attack (Active)	STP 21-24-SMCT
441-091-3000(SL3)	Supervise the Implementation of Air Defense Measures	STP 21-24-SMCT
805C-PAD-2060(SL2)	Report Casualties	STP 21-24-SMCT
850-001-2000(SL2)	Employ Accident Prevention Measures and Risk Management Process	STP 21-24-SMCT
850-001-3001(SL3)	Control Mission Safety Hazard	STP 21-24-SMCT
850-001-4001(SL4)	Integrate Risk Management Into Platoon	STP 21-24-SMCT

SUPPORTING COLLECTIVE TASKS: None

OPFOR TASKS AND STANDARDS

TASK: Conduct Hasty Ambush (34-OPFOR-1003)

CONDITION: Opposing force (OPFOR) element is moving in a concealed area when an enemy element is reported moving along an adjacent route.

STANDARD: The ambush site is prepared before the arrival of the enemy element. The enemy force is surprised and casualties are inflicted within the designated kill zone. Delay enemy march element from reaching its specified destination. Withdraw, on order, within 2 minutes of ambush initiation. Report results of mission to headquarters.

TASK: Disrupt Enemy Movement and Operations Using Tactical Nuclear Weapons (34-OPFOR-1002)

CONDITION: Orders have been received to use tactical nuclear weapons in the enemy's rear area. Key locations have been identified.

STANDARD: Tactical nuclear missiles are delivered on target. Movement of equipment and supplies is disrupted or delayed to forward areas. Enemy equipment and supplies are destroyed. A high rate of nuclear casualties is inflicted among enemy troops.

TASK: Conduct Terrorist and Saboteur Attacks (34-OPFOR-1013)

CONDITION: OPFOR dispatches small team(s) into enemy rear area to disrupt support operations.

STANDARD: Locate rear support bases and command and control facilities. Rear area support operations are delayed and disrupted. Rear area bases are infiltrated to conduct sabotage and terrorist activities. Supplies and equipment are destroyed and casualties are inflicted.

TASK: Disrupt Friendly Defensive Operations (34-OPFOR-1014)

CONDITION: Friendly forces are establishing local defensive positions and obstacles. OPFOR element receives orders to harass and disrupt these efforts. OPFOR has offensive air support and nuclear, biological, and chemical (NBC) weapons available.

STANDARD: OPFOR element locates and penetrates friendly positions and causes a halt or disruption in work being completed on defenses.

TASK: Breach an Obstacle (34-OPFOR-1015)

CONDITION: OPFOR lead element encounters an obstacle blocking its avenue of approach as it advances toward friendly forces.

STANDARD: OPFOR lead element breaches the obstacle before the OPFOR main body reaches the site.

TASK: Disrupt Enemy Movement and Operations Using Persistent and Nonpersistent Chemical Weapons (34-OPFOR-1001)

CONDITION: Conventional artillery weapons or aircraft are available to deliver chemical weapons. Routes and key bases in the rear area have been selected.

STANDARD: Chemical agents are delivered into targeted areas. The movement of enemy supplies and equipment to forward areas is delayed by disrupting command and control systems. Enemy movement is successfully channeled into predesignated ambush areas. Enemy supplies and equipment are contaminated. A high rate of casualties is inflicted on enemy forces.

TASK: Conduct Deliberate Ambush (34-OPFOR-1004)

CONDITION: OPFOR element is operating along an enemy major supply route. Intelligence has reported an enemy convoy approaching the element. Headquarters has ordered complete destruction of the march element. The march element is approximately 15 minutes from the ambush point. OPFOR element possesses automatic weapons, antiarmor weapons, and command-detonated mines.

STANDARD: Prepare ambush site before arrival of enemy convoy. Surprise enemy forces. Force enemy march element to halt in kill zone. Kill, wound, or capture enemy personnel and destroy all vehicles and equipment. Consolidate and withdraw from the area on order. Results of the mission are reported to headquarters.

ELEMENTS: Company Headquarters
 General Support (GS) Company Military Intelligence (MI) Battalion
 Three Collection and Jamming (C&J) Platoon Headquarters
 Electronic Warfare (EW) Platoon Headquarters
 Air Reconnaissance Platoon Headquarters

TASK: Conduct Battlefield Stress Reduction and Prevention Procedures (08-2-R303.34-0001)
 (FM 22-51) (158-M-1385) (DA PAM 600-63-10)
 (FM 3-11.4) (FM 3-5)

ITERATION: 1 2 3 4 5 M (Circle)

COMMANDER/LEADER ASSESSMENT: T P U (Circle)

CONDITIONS: Combat health support operations have commenced. Unit personnel are deployed in support of higher headquarters operations. The unit's sleep plan and standing operating procedures (SOP) to manage battle fatigue have been developed. Personnel have been cross trained on critical tasks. Operations are continuous over a prolonged period of time causing stressful situations for personnel. The commander has directed that battlefield stress management procedures be implemented. Simplified collective-protective equipment is on hand and/or field expedient and natural shelters are available.

Note: Because of the technical knowledge and skills required to perform some military occupational specialty specific tasks, caution must be exercised when cross training personnel. For instance, nonmedical personnel cannot be cross trained to perform military occupational specialty-specific medical tasks. Some iterations of this task should be performed in mission-oriented protective posture level 4 (MOPP4).

TASK STANDARDS: Unit applies techniques to counter battlefield stress. At MOPP4, performance degradation factors increase the need for stress prevention implementation.

TASK STEPS AND PERFORMANCE MEASURES	GO	NO-GO
<p>*1. Perform stress prevention leader actions.</p> <ul style="list-style-type: none"> a. Issue warning orders (WARNOs), operation orders (OPORDs), and fragmentary orders (FRAGOs) to the lowest possible level. b. Provide soldiers an accurate assessment of the friendly and enemy situation. c. Brief leader's intention to all unit personnel. d. Speak positively concerning the unit's missions, purpose, and abilities. e. Encourage a positive attitude throughout the unit. f. Institute an information dissemination plan designed to quell and prevent rumors. g. Inform personnel of availability of religious support. <p>*2. Implement sleep plan.</p> <ul style="list-style-type: none"> a. Provide a safe and secure area away from vehicles and other high noise activities. b. Adjust the sleep plan as dictated by tactical situation. c. Enforce the sleep plan in accordance with the TSOP. 		

TASK STEPS AND PERFORMANCE MEASURES	GO	NO-GO
<p>*3. Implement task rotation or restructuring procedures.</p> <ul style="list-style-type: none"> a. Alternate cross trained unit personnel on critical tasks, as required. b. Rotate unit personnel between demanding and nondemanding tasks. c. Assign two soldiers to function independently on tasks requiring a high degree of accuracy. d. Adjust task rotation policies and procedures to the tactical situation. <p>*4. Implement stress coping and management techniques.</p> <ul style="list-style-type: none"> a. Integrate new members into the unit immediately. b. Assist soldiers in resolving home front problems. c. Implement a buddy system to observe signs of stress or battle fatigue among soldiers and leaders. d. Provide instruction on relaxation techniques to all personnel prior to deployment. e. Conduct after-action debriefings. f. Schedule a critical event debriefing after any especially traumatic event in accordance with FM 22-51. g. Conduct unit award, decoration, recognition, and memorial ceremonies. <p>*5. Implement stress control techniques.</p> <ul style="list-style-type: none"> a. Implement a plan to deal with mildly stressed, seriously stressed, or battle fatigue cases. b. Assign soldiers showing signs of severe stress or battle fatigue to simple tasks. c. Direct personnel to be supportive of stressed or battle fatigue soldiers. d. Refer soldiers showing signs of serious stress or battle fatigue to supporting medical treatment facility for evaluation. e. Reintegrate "return-to-duty" soldiers into their specific element. <p>6. Employ stress prevention measures.</p> <ul style="list-style-type: none"> a. Maintain a positive attitude concerning the unit's mission, purpose, and abilities. b. Comply with commander's sleep plan. c. Identify other soldiers with signs of stress or battle fatigue. d. Provide immediate buddy aid support. e. Report signs of stress or battle fatigue in other soldiers to immediate supervisor. f. Accept new unit members immediately. g. Practice relaxation techniques at appropriate times and places. h. Participate in buddy systems and after-action debriefings. 		

TASK PERFORMANCE / EVALUATION SUMMARY BLOCK							
ITERATION	1	2	3	4	5	M	TOTAL
TOTAL TASK STEPS EVALUATED							
TOTAL TASK STEPS "GO"							
TRAINING STATUS "GO"/"NO-GO"							

* indicates a leader task step.

SUPPORTING INDIVIDUAL TASKS

Task Number	Task Title	References
071-326-5502(SL2)	Issue a Fragmentary Order	STP 21-24-SMCT
071-326-5503(SL2)	Issue a Warning Order	STP 21-24-SMCT
071-326-5505(SL2)	Issue an Oral Operation Order	STP 21-24-SMCT
805C-PAD-4595(SL4)	Supervise Cross-Leveling of Personnel	STP 21-24-SMCT
850-001-2000(SL2)	Employ Accident Prevention Measures and Risk Management Process	STP 21-24-SMCT
850-001-3001(SL3)	Control Mission Safety Hazard	STP 21-24-SMCT
850-001-4001(SL4)	Integrate Risk Management Into Platoon	STP 21-24-SMCT

SUPPORTING COLLECTIVE TASKS: None

OPFOR TASKS AND STANDARDS

TASK: Disrupt Enemy Movement and Operations Using Persistent and Nonpersistent Chemical Weapons (34-OPFOR-1001)

CONDITION: Conventional artillery weapons or aircraft are available to deliver chemical weapons. Routes and key bases in the rear area have been selected.

STANDARD: Chemical agents are delivered into targeted areas. The movement of enemy supplies and equipment to forward areas is delayed by disrupting command and control systems. Enemy movement is successfully channeled into predesignated ambush areas. Enemy supplies and equipment are contaminated. A high rate of casualties is inflicted on enemy forces.

TASK: Conduct Air Attacks (34-OPFOR-1006)

CONDITION: Opposing force (OPFOR) elements in the rear area have forwarded the coordinates of enemy facilities and elements. OPFOR aircraft have been dispatched to attack enemy installations or convoys.

STANDARD: Locate support sites, command and control facilities, and/or convoys. Conduct attack runs on designated targets. Enemy equipment, supplies, and vehicles are destroyed and enemy personnel are killed.

ELEMENTS: Company Headquarters
 General Support (GS) Company Military Intelligence (MI) Battalion
 Three Collection and Jamming (C&J) Platoon Headquarters
 Electronic Warfare (EW) Platoon Headquarters
 Air Reconnaissance Platoon Headquarters

TASK: Perform Field Sanitation Functions (08-2-R315.34-0001)

(FM 21-10) (AR 385-10) (AR 40-5)
 (FM 4-25.12) (FM 3-11.4) (FM 3-5)

ITERATION: 1 2 3 4 5 M (Circle)

COMMANDER/LEADER ASSESSMENT: T P U (Circle)

CONDITIONS: Health hazards exist that require field sanitation measures. The unit is in the field without permanent sanitation or water facilities. The commander has selected and trained the unit field sanitation team. The combat health support plans, tactical standing operating procedures (TSOP), and higher headquarters operation order (OPORD) are available. All required sanitation equipment is available. Field sanitation measures are continuous and are performed simultaneously with other operational tasks. Simplified collective-protective equipment is on hand and/or field expedient, and natural shelters are available. Some iterations of this task should be performed in mission-oriented protective posture level 4 (MOPP4).

TASK STANDARDS: Field sanitation measures are accomplished in accordance with the TSOP, OPORD, and FM 21-10. Field sanitation team performs field sanitation measures in accordance with the TSOP, FM 21-10, and commander's guidance. At MOPP4, only minimum essential sanitation activities are performed.

TASK STEPS AND PERFORMANCE MEASURES	GO	NO-GO
<p>*1. Commander directs field sanitation measures.</p> <ul style="list-style-type: none"> a. Direct field sanitation activities to counter the medical threat. b. Monitor field sanitation activities for compliance with FM 21-10 and TSOP. c. Enforce individual field sanitation measures. d. Request assistance from the supporting preventive medicine element for sanitation problems that are beyond the expertise of the unit's field sanitation team in accordance with TSOP and OPORD. e. Correct field sanitation deficiencies. f. Report field sanitation deficiencies that cannot be corrected by unit personnel to the field sanitation team. g. Enforce safety procedures in accordance with AR 385-10 and TSOP. h. Enforce environmental protection procedures in accordance with AR 200-1 and TSOP. <p>2. Field sanitation team supervises unit field sanitation measures.</p> <ul style="list-style-type: none"> a. Maintain field sanitation basic load in accordance with AR 40-5 and FM 4-25.12. b. Supervise distribution of field sanitation basic load items in accordance with AR 40-5 and FM 4-25.12. c. Test unit water supply for required chlorine residual level in accordance with FM 4-25.12 and TSOP. 		

TASK STEPS AND PERFORMANCE MEASURES	GO	NO-GO
<ul style="list-style-type: none"> d. Inspect water containers and trailers in accordance with FM 4-25.12 and TSOP. e. Monitor personnel to ensure use of personal protective measures against arthropods (skin, clothing, and bed net repellent) and rodents in accordance with applicable directives and commander's guidance. f. Conduct surveys of rodents, as required. g. Monitor personnel for employment of correct hygiene measures. h. Monitor waste facilities and procedures for compliance with AR 40-5, FM 4-25.12, and TSOP as required. i. Inspect latrines and urinals in accordance with FM 4-25.12 and TSOP. j. Inspect liquid and solid waste disposal facilities to ensure compliance with AR 40-5, FM 4-25.12, and TSOP. k. Inspect hand washing devices in accordance with FM 4-25.12 and TSOP. l. Inspect transport, storage, preparation, and service of food for compliance with FM 4-25.12 and TSOP. m. Provide advice, recommendations, and training requirements to the commander. n. Enforce safety procedures in accordance with AR 385-10 and TSOP. o. Enforce environmental protection procedures in accordance with AR 200-1 and TSOP. <p>3. Employ field sanitation measures.</p> <ul style="list-style-type: none"> a. Maintain prescribed load of water purification materials in accordance with AR 40-5, FM 21-10, and TSOP. b. Prepare nonpotable water for personal use in accordance with FM 21-10 and TSOP. c. Consume only water designated as potable. d. Maintain latrines and hand-washing facilities in accordance with FM 21-10 and TSOP. e. Employ preventive measures against cold and heat injuries. f. Employ personal hygiene measures. g. Employ preventive measures against arthropod and rodent infestation, to include using skin, clothing, and bed net repellent. h. Report field sanitation deficiencies to the field sanitation team. i. Employ safety procedures in accordance with AR 385-10 and TSOP. j. Employ environmental protection procedures in accordance with AR 200-1 and TSOP. 		

TASK PERFORMANCE / EVALUATION SUMMARY BLOCK							
ITERATION	1	2	3	4	5	M	TOTAL
TOTAL TASK STEPS EVALUATED							
TOTAL TASK STEPS "GO"							

TRAINING STATUS "GO"/"NO-GO"							
------------------------------	--	--	--	--	--	--	--

* indicates a leader task step.

SUPPORTING INDIVIDUAL TASKS

Task Number	Task Title	References
081-831-1008(SL1)	Perform First Aid for Heat Injuries	STP 21-1-SMCT
081-831-1045(SL1)	Perform First Aid for Cold Injuries	STP 21-1-SMCT
081-831-1047(SL4)	Supervise the Implementation of Preventive Medicine Policies	STP 21-24-SMCT
081-831-1053(SL1)	Practice Individual Preventive Medicine Countermeasures	STP 21-1-SMCT
081-831-1055(SL4)	Ensure Unit Combat Lifesaver Requirements are Met	STP 21-24-SMCT
081-831-9000(SL2)	Implement Preventive Medicine Measures (PMM)	STP 21-24-SMCT
850-001-2000(SL2)	Employ Accident Prevention Measures and Risk Management Process	STP 21-24-SMCT
850-001-3001(SL3)	Control Mission Safety Hazard	STP 21-24-SMCT
850-001-4001(SL4)	Integrate Risk Management Into Platoon	STP 21-24-SMCT

SUPPORTING COLLECTIVE TASKS: None

OPFOR TASKS AND STANDARDS

TASK: Disrupt Enemy Movement and Operations Using Tactical Nuclear Weapons (34-OPFOR-1002)

CONDITION: Orders have been received to use tactical nuclear weapons in the enemy's rear area. Key locations have been identified.

STANDARD: Tactical nuclear missiles are delivered on target. Movement of equipment and supplies is disrupted or delayed to forward areas. Enemy equipment and supplies are destroyed. A high rate of nuclear casualties is inflicted among enemy troops.

TASK: Disrupt Enemy Movement and Operations Using Persistent and Nonpersistent Chemical Weapons (34-OPFOR-1001)

CONDITION: Conventional artillery weapons or aircraft are available to deliver chemical weapons. Routes and key bases in the rear area have been selected.

STANDARD: Chemical agents are delivered into targeted areas. The movement of enemy supplies and equipment to forward areas is delayed by disrupting command and control systems. Enemy movement is successfully channeled into predesignated ambush areas. Enemy supplies and equipment are contaminated. A high rate of casualties is inflicted on enemy forces.

TASK: Conduct Hasty Ambush (34-OPFOR-1003)

CONDITION: Opposing force (OPFOR) element is moving in a concealed area when an enemy element is reported moving along an adjacent route.

STANDARD: The ambush site is prepared before the arrival of the enemy element. The enemy force is surprised and casualties are inflicted within the designated kill zone. Delay enemy march element from reaching its specified destination. Withdraw, on order, within 2 minutes of ambush initiation. Report results of mission to headquarters.

TASK: Conduct Air Attacks (34-OPFOR-1006)

CONDITION: OPFOR elements in the rear area have forwarded the coordinates of enemy facilities and elements. OPFOR aircraft have been dispatched to attack enemy installations or convoys.

STANDARD: Locate support sites, command and control facilities, and/or convoys. Conduct attack runs on designated targets. Enemy equipment, supplies, and vehicles are destroyed and enemy personnel are killed.

TASK: Conduct Raid (34-OPFOR-1009)

CONDITION: OPFOR element has occupied an objective rally point and has orders to conduct a raid on a rear area base.

STANDARD: Surprise the enemy forces. Assault enemy support base and accomplish assigned tasks. Specified equipment and supplies are destroyed. Decisive engagement is avoided. All personnel are withdrawn from the area within the prescribed time. The collected intelligence data satisfies the priority intelligence requirements (PIRs).

ELEMENTS: Company Headquarters
 Three Collection and Jamming (C&J) Platoon Headquarters
 Electronic Warfare (EW) Platoon Headquarters
 Air Reconnaissance Platoon Headquarters

TASK: Perform Unit Graves Registration (GRREG) Operations (10-2-C318.34-0001)
 (FM 3-11.4) (FM 3-5)

ITERATION: 1 2 3 4 5 M (Circle)

COMMANDER/LEADER ASSESSMENT: T P U (Circle)

CONDITIONS: The company has sustained fatalities. The tactical situation permits graves registration operations to be performed. Some remains may be contaminated. Tactical standing operating procedures (TSOP) are available. There are no graves registration personnel available. Nonmortuary affairs personnel perform the task. The theater commander has authorized emergency burials. Some iterations of this task should be performed in mission-oriented protective posture level 4 (MOPP4).

Note: At MOPP4 only those tasks deemed mission essential by the commander are performed.

TASK STANDARDS: Company either recovers the killed in action and evacuates them to a designated mortuary affairs collection point or performs an emergency burial. Personal possessions are not lost. Locations of emergency graves are recorded and reported to higher headquarters.

TASK STEPS AND PERFORMANCE MEASURES	GO	NO-GO
<p>*1. Company commander designates a search and recovery team.</p> <ul style="list-style-type: none"> a. Selects search and recovery team leaders. b. Issues guidance. <p>*2. Team leader prepares for the search.</p> <ul style="list-style-type: none"> a. Performs a map or aerial reconnaissance of the search area. b. Identifies additional support requirements. c. Requests additional support requirements from higher headquarters. d. Identifies search pattern to be used. e. Coordinates nuclear, biological, and chemical (NBC) and explosive ordinance disposal assistance with higher headquarters. f. Coordinates security of area with higher headquarters. <p>*3. Team leader supervises the search, recovery, and evacuation operations.</p> <ul style="list-style-type: none"> a. Briefs search and recovery team(s) on operational procedures. b. Issues personal effects bags, human remains pouches (if available), and NBC agent tags. c. Assigns area of search. d. Monitors search and recovery team(s) operations for compliance with TSOP and commander's guidance. e. Coordinates evacuation operations with higher headquarters. f. Forwards situation report in accordance with TSOP to higher headquarters. 		

TASK STEPS AND PERFORMANCE MEASURES	GO	NO-GO
<p>4. Conduct the search.</p> <ul style="list-style-type: none"> a. Check immediate area for mines or booby traps. b. Search assigned areas for remains and personal effects. c. Mark terrain locations of remains with pegs. d. Collect all disassociated personal effects. e. Record the eight-digit grid coordinate of the recovery site. <p>5. Recover remains.</p> <ul style="list-style-type: none"> a. Establish tentative identification. b. Attach NBC tag or tag marked with a large "C" to contaminated or contagious remains. c. Attach personal effects to remains. d. Shroud remains with available materials. e. Prepare a recovery site sketch of the site. f. Prepare a map overlay of the recovery site. <p>6. Evacuate remains.</p> <ul style="list-style-type: none"> a. Verify personal effects are attached to remains. b. Load remains in ground transportation feet first, in aircraft headfirst. c. Transport remains in a covered vehicle or aircraft to a designated mortuary affairs collection point. <p>*7. Team leader supervises emergency burials.</p> <ul style="list-style-type: none"> a. Identifies specific burial site. b. Supervises marking of gravesite. c. Supervises the burying of all recovered remains and their personal effects. <p>8. Perform emergency burials.</p> <ul style="list-style-type: none"> a. Prepare the gravesite. b. Place remains in the grave. c. Mark all gravesites. d. Bury U.S., Allied, and enemy forces remains and personal effects in separate grave site(s). 		

TASK PERFORMANCE / EVALUATION SUMMARY BLOCK							
ITERATION	1	2	3	4	5	M	TOTAL
TOTAL TASK STEPS EVALUATED							
TOTAL TASK STEPS "GO"							
TRAINING STATUS "GO"/"NO-GO"							

* indicates a leader task step.

SUPPORTING INDIVIDUAL TASKS

Task Number	Task Title	References
071-329-1006(SL1)	Navigate From One Point on the Ground to Another Point While Dismounted	STP 21-1-SMCT
071-329-1019(SL2)	Use a Map Overlay	STP 21-24-SMCT
071-329-1030(SL1)	Navigate From One Point on the Ground to Another Point While Mounted	STP 21-1-SMCT
091-CLT-4029(SL2)	Supervise Preventive Maintenance Checks and Services (PMCS)	STP 21-24-SMCT
101-515-1997(SL1)	Inter Isolated Remains (after receiving authorization)	STP 21-1-SMCT
101-515-1998(SL1)	Evacuate Isolated Remains	STP 21-1-SMCT
101-515-1999(SL1)	Recover Isolated Remains	STP 21-1-SMCT
850-001-2000(SL2)	Employ Accident Prevention Measures and Risk Management Process	STP 21-24-SMCT
850-001-3001(SL3)	Control Mission Safety Hazard	STP 21-24-SMCT
850-001-4001(SL4)	Integrate Risk Management Into Platoon	STP 21-24-SMCT

SUPPORTING COLLECTIVE TASKS: None

OPFOR TASKS AND STANDARDS

TASK: Disrupt Enemy Movement and Operations Using Tactical Nuclear Weapons (34-OPFOR-1002)

CONDITION: Orders have been received to use tactical nuclear weapons in the enemy's rear area. Key locations have been identified.

STANDARD: Tactical nuclear missiles are delivered on target. Movement of equipment and supplies is disrupted or delayed to forward areas. Enemy equipment and supplies are destroyed. A high rate of nuclear casualties is inflicted among enemy troops.

TASK: Disrupt Enemy Movement and Operations Using Persistent and Nonpersistent Chemical Weapons (34-OPFOR-1001)

CONDITION: Conventional artillery weapons or aircraft are available to deliver chemical weapons. Routes and key bases in the rear area have been selected.

STANDARD: Chemical agents are delivered into targeted areas. The movement of enemy supplies and equipment to forward areas is delayed by disrupting command and control systems. Enemy movement is successfully channeled into predesignated ambush areas. Enemy supplies and equipment are contaminated. A high rate of casualties is inflicted on enemy forces.

ELEMENTS: Company Headquarters
 Three Collection and Jamming (C&J) Platoon Headquarters
 Electronic Warfare (EW) Platoon Headquarters

TASK: Receive Airdrop Resupply (10-2-C319.34-0001)
 (FM 10-500-7) (FM 100-27) (FM 10-27)
 (FM 4-20.41)

ITERATION: 1 2 3 4 5 M (Circle)

COMMANDER/LEADER ASSESSMENT: T P U (Circle)

CONDITIONS: Because normal supply support transportation is unavailable, supplies and equipment are requested by airdrop. Some iterations of this task should be performed in mission-oriented protective posture level 4 (MOPP4).

Note: Airdrop of supplies and equipment may be preplanned or immediate.

TASK STANDARDS: Supplies, equipment, and rigging gear are derigged and recovered. The time to recover and derig is increased when in MOPP4.

TASK STEPS AND PERFORMANCE MEASURES	GO	NO-GO
<ol style="list-style-type: none"> 1. Request supplies and equipment by airdrop. <ol style="list-style-type: none"> a. Identify supplies and equipment needed. b. Identify drop zone. c. State date and time of airdrop request. d. Forward request for preplanned or immediate airdrop to the battalion supply officer (S4) section. *2. Company commander develops airdrop supply and equipment receipt plan. <ol style="list-style-type: none"> a. Designates a recovery officer and safety officer. b. Verifies delivery time and location with S4 section. c. Coordinates survey of drop zone or area of operations with either pathfinders, combat control team, or drop zone survey team through the battalion intelligence officer (S2) or battalion operations officer (S3) section. d. Prepares recovery and alternate plans. e. Identifies the number of people, equipment, and vehicles required for the recovery of supplies and equipment. f. Coordinates transportation and materials handling equipment support with the S4 section. g. Briefs personnel on the tactical situation, recovery plan, and alternative plans. 3. Receive supplies and equipment. <ol style="list-style-type: none"> a. Secure zone drop or area of operations. b. Derig supplies and equipment. c. Record shortage. d. Identify damaged items. 		

TASK STEPS AND PERFORMANCE MEASURES	GO	NO-GO
e. Evacuate supplies and equipment.		
f. Retrieve airdrop rigging equipment.		
g. Bury or destroy airdrop rigging equipment that cannot be removed.		
h. Inspect the drop zone to make certain no serviceable airdrop equipment is left behind.		
i. Forward airdrop equipment to nearest collection point or other location as directed by the S4 section.		
j. Forward situation report to S2 or S3 and S4 sections.		

TASK PERFORMANCE / EVALUATION SUMMARY BLOCK							
ITERATION	1	2	3	4	5	M	TOTAL
TOTAL TASK STEPS EVALUATED							
TOTAL TASK STEPS "GO"							
TRAINING STATUS "GO"/"NO-GO"							

* indicates a leader task step.

SUPPORTING INDIVIDUAL TASKS

Task Number	Task Title	References
101-92Y-0001(SL4)	Supervise Supply Activities	STP 21-24-SMCT
101-92Y-0002(SL3)	Plan Tactical Re-Supply Operations	STP 21-24-SMCT
113-637-2001(SL1)	Communicate Via a Tactical Radio	STP 21-1-SMCT
151-357-0001(SL4)	Supervise CSS Functions During Platoon Operations	STP 21-24-SMCT
850-001-2000(SL2)	Employ Accident Prevention Measures and Risk Management Process	STP 21-24-SMCT
850-001-3001(SL3)	Control Mission Safety Hazard	STP 21-24-SMCT
850-001-4001(SL4)	Integrate Risk Management Into Platoon	STP 21-24-SMCT

SUPPORTING COLLECTIVE TASKS: None

OPFOR TASKS AND STANDARDS

TASK: Conduct Electronic Warfare (34-OPFOR-1012)

CONDITION: Opposing force (OPFOR) employs collection and direction-finding assets (ground and air) to monitor and locate enemy forces.

STANDARD: Locate the positions of enemy command, intelligence, and logistics units. Forward the locations of the positions to OPFOR headquarters. Use jamming signals against enemy radio receivers. Monitor enemy radio networks and report all information of intelligence value to OPFOR HQ.

TASK: Disrupt Enemy Movement and Operations Using Tactical Nuclear Weapons (34-OPFOR-1002)

CONDITION: Orders have been received to use tactical nuclear weapons in the enemy's rear area. Key locations have been identified.

STANDARD: Tactical nuclear missiles are delivered on target. Movement of equipment and supplies is disrupted or delayed to forward areas. Enemy equipment and supplies are destroyed. A high rate of nuclear casualties is inflicted among enemy troops.

TASK: Disrupt Enemy Movement and Operations Using Persistent and Nonpersistent Chemical Weapons (34-OPFOR-1001)

CONDITION: Conventional artillery weapons or aircraft are available to deliver chemical weapons. Routes and key bases in the rear area have been selected.

STANDARD: Chemical agents are delivered into targeted areas. The movement of enemy supplies and equipment to forward areas is delayed by disrupting command and control systems. Enemy movement is successfully channeled into predesignated ambush areas. Enemy supplies and equipment are contaminated. A high rate of casualties is inflicted on enemy forces.

TASK: Conduct Aerial Reconnaissance (34-OPFOR-1007)

CONDITION: OPFOR HQ requires intelligence on the location and identification of enemy elements. Aircraft is dispatched to take photographs and conduct a visual inspection of enemy area.

STANDARD: Locate and photograph enemy positions in assigned sectors, including support and storage bases and command and control facilities. Visual checks are conducted when possible. The enemy is not engaged. Priority intelligence requests and other information requirements (IRs) are reported to OPFOR HQ.

TASK: Conduct Hasty Ambush (34-OPFOR-1003)

CONDITION: OPFOR element is moving in a concealed area when an enemy element is reported moving along an adjacent route.

STANDARD: The ambush site is prepared before the arrival of the enemy element. The enemy force is surprised and casualties are inflicted within the designated kill zone. Delay enemy march element from reaching its specified destination. Withdraw, on order, within 2 minutes of ambush initiation. Report results of mission to headquarters.

TASK: Maintain Contact (34-OPFOR-1011)

CONDITION: OPFOR element is tactically engaged with enemy base defense forces. Enemy forces are withdrawing under pressure.

STANDARD: Decisively engage the enemy forces. As the enemy withdraws, the unit or force advances, maintaining contact.

TASK: Conduct Sniper Operations (34-OPFOR-1005)

CONDITION: OPFOR element has received a sniper mission from headquarters. Snipers are assigned missions in the enemy rear area along major supply routes and near support sites.

STANDARD: Infiltrate enemy area of operations and set up a well-concealed location. Vehicle drivers or personnel on foot are engaged with short bursts of semiautomatic fire. Selected targets are killed or wounded. Prevent position from being discovered and evacuate the area without being detected. Results of the operation are reported to OPFOR headquarters.

TASK: Attack (34-OPFOR-1010)

CONDITION: Enemy rear area support base has been located. Priority intelligence requirements (PIRs) and other intelligence requirements have been obtained by OPFOR patrols. Element has automatic and antiarmor weapons, and light mortars. Element is approximately the size of two platoons.

STANDARD: An attack plan is developed. An attack is initiated using a scheme of maneuver that exploits enemy flanks, gaps, and weaknesses. Covered and concealed routes are used to approach enemy areas. Employ indirect fire to support attack. Penetrate enemy defenses. Destroy equipment and supplies, inflict casualties, isolate the support base, and block reinforcements. The enemy unit is forced to displace.

TASK: Conduct Air Attacks (34-OPFOR-1006)

CONDITION: OPFOR elements in the rear area have forwarded the coordinates of enemy facilities and elements. OPFOR aircraft have been dispatched to attack enemy installations or convoys.

STANDARD: Locate support sites, command and control facilities, and/or convoys. Conduct attack runs on designated targets. Enemy equipment, supplies, and vehicles are destroyed and enemy personnel are killed.

ELEMENT: Company Headquarters

TASK: Provide Company Supply Support (10-2-C320.34-0001)

(DA Pam 710-2-1)
(FM 3-5)

(AR 710-2)

(FM 3-11.4)

ITERATION: 1 2 3 4 5 M (Circle)

COMMANDER/LEADER ASSESSMENT: T P U (Circle)

CONDITIONS: Company headquarters is receiving requests for supplies from subordinate elements. Equipment and supplies are arriving through supply channels, but additional supplies may be required. Extra small arms and ammunition are stored in the supply area. The unit's tactical standing operating procedures (TSOP) and battalion operation order (OPORD) are available. The supply area has been established and supply support is a continuous task performed simultaneously with other support and operational tasks. Some iterations of this task should be performed in mission-oriented protective posture level 4 (MOPP4).

TASK STANDARDS: Equipment and supplies are distributed without interfering with mission requirements as established by the TSOP and OPORD. At MOPP4, unit supply support is reduced to minimum essential actions.

TASK STEPS AND PERFORMANCE MEASURES	GO	NO-GO
<p>*1. Company commander directs unit supply operations.</p> <ul style="list-style-type: none"> a. Inspects supply records and status to ensure compliance with supply regulations, directives, and TSOP. b. Directs inventory of supplies and equipment to calculate assets on hand. c. Inspects unit equipment, weapons, and ammunition storage areas for compliance with supply regulations, directives, and TSOP. d. Directs issue of supplies and equipment in accordance with battalion's guidance and TSOP or both sustainment controls. <p>2. Supply sergeant supervises unit supply.</p> <ul style="list-style-type: none"> a. Inspects supply status to determine total assets. b. Conducts inventory to calculate assets on hand. c. Develops supply storage plans. d. Monitors supply transactions to ensure compliance with established supply procedures. e. Supervises control of weapons and ammunition. f. Prepares input to the material condition status reports. <p>3. Request additional supplies.</p> <ul style="list-style-type: none"> a. Coordinate requirements with elements. b. Calculate resupply requirements. c. Record requests on appropriate document register. d. Forward resupply requests to battalion supply officer (S4) section. 		

TASK STEPS AND PERFORMANCE MEASURES	GO	NO-GO
<p>4. Receive supplies.</p> <ul style="list-style-type: none"> a. Inspect incoming supplies for quantity and condition. b. Record receipt on appropriate document register. c. Store supplies in accordance with storage plans. d. Notify requesting element of availability of supplies for issue. <p>5. Issue supplies.</p> <ul style="list-style-type: none"> a. Process supply requests in accordance with appropriate regulations, directives, and TSOP. b. Prepare transaction documents in accordance with appropriate regulations, directives, and TSOP. c. Issue supplies as prescribed by commander's guidance. d. Maintain prescribed copies of transactions in accordance with appropriate regulations and directives. <p>6. Maintain small arms and ammunition.</p> <ul style="list-style-type: none"> a. Control stored weapons and ammunition in accordance with appropriate regulations and command policies. b. Request ammunition resupply from S4 section. c. Perform unit level maintenance on small arms. d. Forward weapons beyond organizational repair capabilities to support maintenance element. 		

TASK PERFORMANCE / EVALUATION SUMMARY BLOCK							
ITERATION	1	2	3	4	5	M	TOTAL
TOTAL TASK STEPS EVALUATED							
TOTAL TASK STEPS "GO"							
TRAINING STATUS "GO"/"NO-GO"							

* indicates a leader task step.

SUPPORTING INDIVIDUAL TASKS

Task Number	Task Title	References
101-92Y-0001(SL4)	Supervise Supply Activities	STP 21-24-SMCT
101-92Y-0002(SL3)	Plan Tactical Resupply Operations	STP 21-24-SMCT
101-92Y-0003(SL2)	Enforce Compliance with Supply Discipline Procedures	STP 21-24-SMCT
101-92Y-0004(SL2)	Enforce Property Accountability Policies	STP 21-24-SMCT
101-92Y-0005(SL2)	Enforce Compliance with Property Accountability Policies	STP 21-24-SMCT
151-357-0001(SL4)	Supervise CSS Functions During Platoon Operations	STP 21-24-SMCT
850-001-2000(SL2)	Employ Accident Prevention Measures and Risk Management Process	STP 21-24-SMCT
850-001-3001(SL3)	Control Mission Safety Hazard	STP 21-24-SMCT
850-001-4001(SL4)	Integrate Risk Management Into Platoon	STP 21-24-SMCT

SUPPORTING COLLECTIVE TASKS: None

OPFOR TASKS AND STANDARDS

TASK: Disrupt Enemy Movement and Operations Using Tactical Nuclear Weapons (34-OPFOR-1002)

CONDITION: Orders have been received to use tactical nuclear weapons in the enemy's rear area. Key locations have been identified.

STANDARD: Tactical nuclear missiles are delivered on target. Movement of equipment and supplies is disrupted or delayed to forward areas. Enemy equipment and supplies are destroyed. A high rate of nuclear casualties is inflicted among enemy troops.

TASK: Disrupt Enemy Movement and Operations Using Persistent and Nonpersistent Chemical Weapons (34-OPFOR-1001)

CONDITION: Conventional artillery weapons or aircraft are available to deliver chemical weapons. Routes and key bases in the rear area have been selected.

STANDARD: Chemical agents are delivered into targeted areas. The movement of enemy supplies and equipment to forward areas is delayed by disrupting command and control systems. Enemy movement is successfully channeled into predesignated ambush areas. Enemy supplies and equipment are contaminated. A high rate of casualties is inflicted on enemy forces.

TASK: Conduct Hasty Ambush (34-OPFOR-1003)

CONDITION: OPFOR element is moving in a concealed area when an enemy element is reported moving along an adjacent route.

STANDARD: The ambush site is prepared before the arrival of the enemy element. The enemy force is surprised and casualties are inflicted within the designated kill zone. Delay enemy march element from reaching its specified destination. Withdraw, on order, within 2 minutes of ambush initiation. Report results of mission to headquarters.

ELEMENT: Company Headquarters

TASK: Maintain Company Strength (12-2-C321.34-0001)
 (FM 12-6) (FM 101-5)

ITERATION: 1 2 3 4 5 M (Circle)

COMMANDER/LEADER ASSESSMENT: T P U (Circle)

CONDITIONS: Company has resumed combat operations. Casualties have occurred and replacements are arriving. During operations, the unit may encounter separate or multiple air, Level I threat, nuclear, biological, and chemical (NBC), and terrorist attacks. Casualty processing and replacement actions continue during lulls in combat operations. Task may occur in a field or military operations in urban terrain environment. Tactical standing operating procedures (TSOP) are available. Some iterations of this task should be performed in mission-oriented protective posture level 4 (MOPP4).

TASK STANDARDS: All personnel reports, which account for company personnel, are submitted daily or as required. New personnel are absorbed into combat critical positions. The required preparation time increases when conducting this task in MOPP4.

TASK STEPS AND PERFORMANCE MEASURES	GO	NO-GO
<ol style="list-style-type: none"> 1. Collect strength information from subordinate sections. <ol style="list-style-type: none"> a. Log situation report and other personnel information. b. Verify strength data. c. Correct erroneous and incomplete data. 2. Process information. <ol style="list-style-type: none"> a. Consolidate subordinate element personnel information. b. Determine critical shortages and cross-leveling requirements. c. Update the battle roster. d. Prepare hasty strength reports. 3. Process replacements. <ol style="list-style-type: none"> a. Brief replacements on mission, tactical situation, company policies and procedures, specific duties, and site/company orientation. b. Add soldiers' names to battle roster. c. Inspect critical clothing and equipment for shortages. d. Coordinate the issue of needed items. e. Arrange movement of replacements to platoon of assignment. *4. First sergeant (1SG) disseminates strength information. <ol style="list-style-type: none"> a. Briefs commander on unit strength and replacement status. b. Forwards personnel situation report, hasty strength reports, DA Form 1156 (<i>Casualty Feeder Reports</i>), and DA Form 1155 (<i>Witness Statements</i>) to supporting adjutant (S1) section. c. Informs subordinate sections of projected replacements. 		

TASK STEPS AND PERFORMANCE MEASURES	GO	NO-GO
<p>*5. Company commander performs strength management functions.</p> <ul style="list-style-type: none"> a. Directs cross leveling. b. Verifies combat critical personnel requirements. c. Reviews strength management reports. d. Spot checks strength information processing. e. Briefs superiors on unit strength and replacement status. 		

TASK PERFORMANCE / EVALUATION SUMMARY BLOCK							
ITERATION	1	2	3	4	5	M	TOTAL
TOTAL TASK STEPS EVALUATED							
TOTAL TASK STEPS "GO"							
TRAINING STATUS "GO"/"NO-GO"							

* indicates a leader task step.

SUPPORTING INDIVIDUAL TASKS

Task Number	Task Title	References
805C-PAD-2461(SL2)	Maintain Accountability of Personnel (Status Report)	STP 21-24-SMCT
805C-PAD-4595(SL4)	Supervise Cross-Leveling of Personnel	STP 21-24-SMCT
850-001-2000(SL2)	Employ Accident Prevention Measures and Risk Management Process	STP 21-24-SMCT
850-001-3001(SL3)	Control Mission Safety Hazard	STP 21-24-SMCT
850-001-4001(SL4)	Integrate Risk Management Into Platoon	STP 21-24-SMCT

SUPPORTING COLLECTIVE TASKS: None

OPFOR TASKS AND STANDARDS

TASK: Conduct Electronic Warfare (34-OPFOR-1012)

CONDITION: Opposing force (OPFOR) employs collection and direction-finding assets (ground and air) to monitor and locate enemy forces.

STANDARD: Locate the positions of enemy command, intelligence, and logistics units. Forward the locations of the positions to OPFOR headquarters. Use jamming signals against enemy radio receivers. Monitor enemy radio networks and report all information of intelligence value to OPFOR HQ.

TASK: Disrupt Enemy Movement and Operations Using Persistent and Nonpersistent Chemical Weapons (34-OPFOR-1001)

CONDITION: Conventional artillery weapons or aircraft are available to deliver chemical weapons. Routes and key bases in the rear area have been selected.

STANDARD: Chemical agents are delivered into targeted areas. The movement of enemy supplies and equipment to forward areas is delayed by disrupting command and control systems. Enemy movement is successfully channeled into predesignated ambush areas. Enemy supplies and equipment are contaminated. A high rate of casualties is inflicted on enemy forces.

ELEMENTS: General Support (GS) Company Military Intelligence (MI) Battalion
 Company Headquarters
 Three Collection and Jamming (C&J) Platoon Headquarters
 Electronic Warfare (EW) Platoon Headquarters
 Air Reconnaissance Platoon Headquarters

TASK: Maintain Troop Morale and Combat Capability (12-2-C338.34-0001)
 (FM 22-51) (FM 21-20) (FM 6-22.5)

ITERATION: 1 2 3 4 5 M (Circle)

COMMANDER/LEADER ASSESSMENT: T P U (Circle)

CONDITIONS: Company is preparing to resume combat operations. During preparations, the unit may encounter separate or multiple air, Level 1 threat, nuclear, biological, and chemical (NBC), and terrorist attacks. Preparations occur during lulls in combat operations. Task may occur in a field or in military operations in urban terrain environment. Tactical standing operating procedures (TSOP) are available. Some iterations of this task should be performed in mission-oriented protective posture (MOPP4).

TASK STANDARDS: The company follows and applies techniques to counter performance degradation and to enhance combat effectiveness. The time required to prepare is increased when conducting this task in MOPP4.

TASK STEPS AND PERFORMANCE MEASURES	GO	NO-GO
<p>*1. Company commander executes actions to keep soldiers informed.</p> <ul style="list-style-type: none"> a. Issues warning orders (WARNOs), operation orders (OPORDs), and fragmentary orders (FRAGOs) to the lowest possible level. b. Provides soldiers an accurate assessment of the friendly and enemy situation. c. Informs soldiers of the leaders' intentions. d. Speaks positively concerning the unit's mission, purpose, and abilities. e. Encourages a positive attitude throughout the unit. f. Quells and prevents rumors. g. Disseminates command information including the availability of religious support. <p>*2. Company commander and first sergeant (1SG) implement the unit's sleep plan.</p> <ul style="list-style-type: none"> a. Develop the unit's sleep plan. b. Provide and designate safe, secure areas away from vehicles and mission site for sleep. c. Provide opportunity for the maximum number of soldiers to sleep or rest when possible. d. Specify and provide time for leaders to sleep or rest. e. Adjust the plan to the tactical situation. <p>*3. Implement task rotation restructuring procedures.</p> <ul style="list-style-type: none"> a. Cross train soldiers on critical tasks. b. Develop plans for the rotation of soldiers between demanding and nondemanding tasks. c. Assign two soldiers to function independently on tasks requiring a high degree 		

TASK STEPS AND PERFORMANCE MEASURES	GO	NO-GO
<p>of accuracy (for example, duplicate mathematical computations.</p> <p>*4. Implement stress coping and management techniques.</p> <ul style="list-style-type: none"> a. Teach soldiers relaxation techniques prior to deployment. b. Ensure the unit implements a "buddy system" to observe signs of stress or battle fatigue among soldiers and leaders. c. Ensure soldiers use relaxation techniques when needed. d. Facilitate the acceptance of newly arrived soldiers into the unit. e. Reintegrate return-to-duty, stressed, or battle-fatigued soldiers into the unit. <p>*5. Company commander and 1SG implement stress treatment techniques.</p> <ul style="list-style-type: none"> a. Develop a plan to deal with "mild" and more serious stress or battle fatigue cases. b. Assign soldiers who show signs of stress or battle fatigue to simpler tasks. c. Ensure soldiers are supportive, in speech and behavior, of soldiers suffering from stress or battle fatigue. d. Move stressed or battle-fatigued soldiers (who do not show improvement after resting) to unit trains, supporting units, or medical facilities. e. Refer for medical evaluation or care, those soldiers who have serious signs of stress or battle fatigue or who are not recuperating. <p>6. Company command group provides morale, welfare, and recreation support.</p> <ul style="list-style-type: none"> a. Implements a sports program as mission allows. b. Provides hot rations. c. Coordinates soldier mail support. d. Coordinates combat payments. e. Coordinates clothing exchange and personal hygiene area support. f. Coordinates issue and sale of soldier comfort, morale, and welfare items. g. Coordinates legal support. h. Advises higher headquarters on unit morale, welfare, and recreation status. <p>*7. Maintain soldiers' fitness.</p> <ul style="list-style-type: none"> a. Monitor soldiers' fitness. b. Conduct physical training (as the time and combat situation allow). c. Implement personal hygiene and field sanitation procedures. d. Correct problem areas. e. Brief the commander on soldier's fitness status. <p>*8. Company commander administers Uniform Code of Military Justice (UCMJ).</p> <ul style="list-style-type: none"> a. Evaluates evidence and determines appropriate disposition of reported violations of the UCMJ. b. Administers nonjudicial punishment. 		

TASK STEPS AND PERFORMANCE MEASURES	GO	NO-GO
<p>c. Forwards charges for trial by courts martial.</p> <p>*9. Company commander disposes of disciplinary infractions and misconduct by other than judicial or nonjudicial proceedings.</p> <p>a. Counsels soldiers for indebtedness.</p> <p>b. Counsels soldiers for nonsupport of dependents.</p> <p>c. Initiates letters of reprimand and admonition.</p> <p>d. Initiates administrative separations.</p>		

TASK PERFORMANCE / EVALUATION SUMMARY BLOCK							
ITERATION	1	2	3	4	5	M	TOTAL
TOTAL TASK STEPS EVALUATED							
TOTAL TASK STEPS "GO"							
TRAINING STATUS "GO"/"NO-GO"							

* indicates a leader task step.

SUPPORTING INDIVIDUAL TASKS

Task Number	Task Title	References
181-101-2023(SL2)	Enforce the Uniform Code of Military Justice (UCMJ)	STP 21-24-SMCT
805C-PAD-1245(SL4)	Support Unit and Family Readiness Through the Army Family Team Building (AFTB) Program	STP 21-24-SMCT
805C-PAD-2044(SL2)	Recommend Individual for Award and/or Decoration	STP 21-24-SMCT
805C-PAD-4595(SL4)	Supervise Cross-Leveling of Personnel	STP 21-24-SMCT
850-001-2000(SL2)	Employ Accident Prevention Measures and Risk Management Process	STP 21-24-SMCT
850-001-3001(SL3)	Control Mission Safety Hazard	STP 21-24-SMCT
850-001-4001(SL4)	Integrate Risk Management Into Platoon	STP 21-24-SMCT

SUPPORTING COLLECTIVE TASKS: None

OPFOR TASKS AND STANDARDS

TASK: Disrupt Enemy Movement and Operations Using Persistent and Nonpersistent Chemical Weapons (34-OPFOR-1001)

CONDITION: Conventional artillery weapons or aircraft are available to deliver chemical weapons. Routes and key bases in the rear area have been selected.

STANDARD: Chemical agents are delivered into targeted areas. The movement of enemy supplies and equipment to forward areas is delayed by disrupting command and control systems. Enemy movement is successfully channeled into predesignated ambush areas. Enemy supplies and equipment are contaminated. A high rate of casualties is inflicted on enemy forces.

TASK: Conduct Air Attacks (34-OPFOR-1006)

CONDITION: Opposing force (OPFOR) elements in the rear area have forwarded the coordinates of enemy facilities and elements. OPFOR aircraft have been dispatched to attack enemy installations or convoys.

STANDARD: Locate support sites, command and control facilities, and/or convoys. Conduct attack runs on designated targets. Enemy equipment, supplies, and vehicles are destroyed and enemy personnel are killed.

ELEMENTS: Three Collection and Jamming (C&J) Platoon headquarters
 Electronic Warfare (EW) Platoon Headquarters
 Air Reconnaissance Platoon Headquarters
 General Support (GS) Company Military Intelligence (MI) Battalion
 Company Headquarters

TASK: Combat Battlefield Stress (12-3-C215.34-0001)
 (FM 6-22.5) (FM 22-51)

ITERATION: 1 2 3 4 5 M (Circle)

COMMANDER/LEADER ASSESSMENT: T P U (Circle)

CONDITIONS: Element is deployed performing its combat mission on a continuous or near continuous basis over prolonged periods of time. Some iterations of this task should be performed in mission-oriented protective posture level 4 (MOPP4).

TASK STANDARDS: The element follows and applies techniques to counter degradation of morale, training, and physical condition of personnel.

TASK STEPS AND PERFORMANCE MEASURES	GO	NO-GO
<p>*1. Perform leader actions.</p> <ul style="list-style-type: none"> a. Keep soldiers informed. b. Issue warning orders (WARNOs), operation orders (OPORDs), and fragmentary orders (FRAGOs) to the lowest possible level. c. Provide soldiers an accurate assessment of the friendly and opposing force (OPFOR) situation. d. Tell the soldiers of the leader's intentions. e. Speak positively concerning the element's mission, purpose, and abilities. f. Maintain a positive attitude throughout the element. g. Quell and prevent rumors. <p>*2. Implement element sleep plan.</p> <ul style="list-style-type: none"> a. Develop and enforce a specific work-rest-sleep plan. b. Provide safe, secure areas away from vehicles and other activities for sleep. c. Provide opportunity for the maximum number of soldiers to sleep or rest when possible. d. Specify and provide time for leaders to sleep or rest. e. Adjust the plan to the tactical situation. f. Ensure all soldiers receive a minimum of 4 hours uninterrupted sleep and/or 5 hours interrupted sleep per 24-hour period, preferably between the hours of 2400 and 0600. <hr/> <p>Note: This is the minimum requirement for sustained operations.</p> <hr/> <ul style="list-style-type: none"> g. Priority for sleep should go to those whose judgment and decisionmaking are critical to mission accomplishment. <p>*3. Implement task rotation or restructuring procedures.</p>		

TASK STEPS AND PERFORMANCE MEASURES	GO	NO-GO
<p>a. Cross train soldiers on critical tasks.</p> <p>b. Develop a plan for rotation of soldiers between demanding and nondemanding tasks.</p> <p>c. Assign two soldiers to function independently on tasks requiring a high degree of accuracy (for example, duplicate mathematical computations).</p> <p>*4. Implement stress-coping and management techniques.</p> <p>a. Implement a buddy system to observe signs of stress or battle fatigue among soldiers and leaders.</p> <hr/> <p>Note: The following are indicators of stress or battle fatigue (list is not all inclusive): (1) Shaking, constant moving around. (2) Physical exhaustion. (3) Tension head and back ache. (4) Vacant stare. (5) Rapid talking, constant suggesting. (6) Memory loss (time, place, orders). (7) Social withdrawal, silence. (8) Rapid emotional shifts. (9) Arguing, starting fights. (10) Inattention to personal hygiene.</p> <hr/> <p>b. Ensure soldiers use relaxation techniques when needed.</p> <hr/> <p>Note: The following are relaxation techniques: (1) Take deep breaths, shrug shoulders. (2) Stretch your entire body. (3) Tense muscles for five seconds, then relax, start with toes and work upward to your head. (4) Think "relax," practice self suggestion techniques.</p> <hr/> <p>*5. Orient and ensure acceptance of newly arrived soldiers into the element.</p> <p>a. Discuss where soldier works.</p> <p>b. Discuss with whom soldier works.</p> <p>c. Make soldier feel like part of the team.</p> <p>d. Inventory soldier's equipment.</p> <p>e. Issue any shortages.</p> <p>f. Brief new soldiers on present situation.</p> <p>g. Furnish and brief soldiers on tactical standing operating procedures (TSOP).</p> <p>h. Inquire about personnel data and training skills.</p> <p>*6. Reintegrate return-to-duty, stress, or battle fatigued soldiers into the element.</p>		

TASK PERFORMANCE / EVALUATION SUMMARY BLOCK							
ITERATION	1	2	3	4	5	M	TOTAL
TOTAL TASK STEPS EVALUATED							
TOTAL TASK STEPS "GO"							
TRAINING STATUS "GO"/"NO-GO"							

* indicates a leader task step.

SUPPORTING INDIVIDUAL TASKS

Task Number	Task Title	References
071-326-5502(SL2)	Issue a Fragmentary Order	STP 21-24-SMCT
071-326-5503(SL2)	Issue a Warning Order	STP 21-24-SMCT
071-326-5505(SL2)	Issue an Oral Operation Order	STP 21-24-SMCT
081-831-1000(SL1)	Evaluate a Casualty	STP 21-1-SMCT
081-831-1047(SL4)	Supervise the Implementation of Preventive Medicine Policies	STP 21-24-SMCT
081-831-1053(SL1)	Practice Individual Preventive Medicine Countermeasures	STP 21-1-SMCT
081-831-1054(SL2)	Evacuate Casualties	STP 21-24-SMCT
081-831-9000(SL2)	Implement Preventive Medicine Measures (PMM)	STP 21-24-SMCT
805C-PAD-4595(SL4)	Supervise Cross-Leveling of Personnel	STP 21-24-SMCT
850-001-2000(SL2)	Employ Accident Prevention Measures and Risk Management Process	STP 21-24-SMCT
850-001-3001(SL3)	Control Mission Safety Hazard	STP 21-24-SMCT
850-001-4001(SL4)	Integrate Risk Management Into Platoon	STP 21-24-SMCT

SUPPORTING COLLECTIVE TASKS: None

OPFOR TASKS AND STANDARDS

TASK: Conduct Aerial Reconnaissance (34-OPFOR-1007)

CONDITION: Opposing force (OPFOR) HQ requires intelligence on the location and identification of enemy elements. Aircraft is dispatched to take photographs and conduct a visual inspection of enemy area.

STANDARD: Locate and photograph enemy positions in assigned sectors, including support and storage bases and command and control facilities. Visual checks are conducted when possible. The enemy is not engaged. Priority intelligence requests and other information requirements (IRs) are reported to OPFOR HQ.

TASK: Conduct Air Attacks (34-OPFOR-1006)

CONDITION: OPFOR elements in the rear area have forwarded the coordinates of enemy facilities and elements. OPFOR aircraft have been dispatched to attack enemy installations or convoys.

STANDARD: Locate support sites, command and control facilities, and/or convoys. Conduct attack runs on designated targets. Enemy equipment, supplies, and vehicles are destroyed and enemy personnel are killed.

ELEMENTS: Three Collection and Jamming (C&J) Platoon headquarters
 Electronic Warfare (EW) Platoon Headquarters
 Air Reconnaissance Platoon Headquarters

TASK: Maintain Platoon Strength (12-3-C216.34-0001)
 (FM 12-6) (FM 3-3) (FM 3-5)

ITERATION: 1 2 3 4 5 M (Circle)

COMMANDER/LEADER ASSESSMENT: T P U (Circle)

CONDITIONS: Platoon has resumed combat operations. Casualties have occurred and replacements are arriving. During operations, the unit may encounter separate or multiple air; level 1 threat; nuclear, biological, and chemical (NBC) and terrorist attacks. Casualty processing and replacement actions continue during lulls in combat operations. Task may occur in a field of military operations in urban terrain environment. Tactical standing operating procedures (TSOP) are available. Some iterations of this task should be performed in mission-oriented protective posture level 4 (MOPPP4).

TASK STANDARDS: A personnel status report that accounts for all platoon personnel is provided daily or as required. The time required to prepare is increased when conducting this task in MOPPP4.

TASK STEPS AND PERFORMANCE MEASURES	GO	NO-GO
<ol style="list-style-type: none"> 1. Take immediate action. <ol style="list-style-type: none"> a. Perform first aid on wounded soldiers. b. Request medical aid (as needed). *2. Report personnel status of squad. <ol style="list-style-type: none"> a. Account for all assigned or attached personnel. b. Prepare DA Form 1156 for killed or wounded soldiers (body under U.S. control). c. Prepare DA Form 1155 for captured or missing soldiers (body not under U.S. control). d. Forward reports and completed forms to the company command post. *3. Platoon leader and platoon sergeant process strength information. <ol style="list-style-type: none"> a. Consolidate squad personnel reports. b. Record situation reports and other personnel information. c. Direct cross-leveling training to fill critical positions caused by casualties. d. Collect casualty reports (DA Forms 1155 and 1156). e. Update battle roster or platoon strength accountability system. f. Determine critical replacement requirements. g. Prepare strength report in accordance with the unit standing operating procedures (SOP). *4. Platoon leader and platoon sergeant process replacements. <ol style="list-style-type: none"> a. Brief replacements on mission, tactical situation, platoon policies and procedures, specific duties, and site/platoon orientation. b. Enter soldiers' name, military occupational specialty (MOS), and duty position onto platoon accountability system or battle roster. 		

TASK STEPS AND PERFORMANCE MEASURES	GO	NO-GO
<ul style="list-style-type: none"> c. Inspect soldiers for combat critical clothing and equipment. d. Arrange for issue of missing required items of combat critical clothing and equipment. e. Implement buddy system. f. Arrange for movement of soldiers to assignments. <p>*5. Platoon leader and platoon sergeant report personnel status.</p> <ul style="list-style-type: none"> a. Forward completed DA Forms 1155 and 1156. b. Transmit strength report and other requested personnel information. 		

TASK PERFORMANCE / EVALUATION SUMMARY BLOCK							
ITERATION	1	2	3	4	5	M	TOTAL
TOTAL TASK STEPS EVALUATED							
TOTAL TASK STEPS "GO"							
TRAINING STATUS "GO"/"NO-GO"							

* indicates a leader task step.

SUPPORTING INDIVIDUAL TASKS

Task Number	Task Title	References
071-430-0007(SL4)	Consolidate a Platoon Following Enemy Contact While in the Defense	STP 21-24-SMCT
071-430-0008(SL4)	Reorganize a Platoon Following Enemy Contact While in the Defense	STP 21-24-SMCT
081-831-0101(SL2)	Request Medical Evacuation	STP 21-24-SMCT
081-831-1000(SL1)	Evaluate a Casualty	STP 21-1-SMCT
081-831-1003(SL1)	Perform First Aid to Clear an Object Stuck in the Throat of a Conscious Casualty	STP 21-1-SMCT
081-831-1005(SL1)	Perform First Aid to Prevent or Control Shock	STP 21-1-SMCT
081-831-1007(SL1)	Perform First Aid for Burns	STP 21-1-SMCT
081-831-1025(SL1)	Perform First Aid for an Open Abdominal Wound	STP 21-1-SMCT
081-831-1026(SL1)	Perform First Aid for an Open Chest Wound	STP 21-1-SMCT
081-831-1032(SL1)	Perform First Aid for Bleeding of an Extremity	STP 21-1-SMCT
081-831-1033(SL1)	Perform First Aid for an Open Head Wound	STP 21-1-SMCT
081-831-1034(SL1)	Perform First Aid for a Suspected Fracture	STP 21-1-SMCT
081-831-1042(SL1)	Perform Mouth-to-Mouth Resuscitation	STP 21-1-SMCT
081-831-1044(SL1)	Perform First Aid for Nerve Agent Injury	STP 21-1-SMCT
081-831-1046(SL1)	Transport a Casualty	STP 21-1-SMCT
081-831-1054(SL2)	Evacuate Casualties	STP 21-24-SMCT
805C-PAD-2060(SL2)	Report Casualties	STP 21-24-SMCT
805C-PAD-2461(SL2)	Maintain Accountability of Personnel (Status Report)	STP 21-24-SMCT
805C-PAD-4595(SL4)	Supervise Cross-Leveling of Personnel	STP 21-24-SMCT
850-001-2000(SL2)	Employ Accident Prevention Measures and Risk Management Process	STP 21-24-SMCT
850-001-3001(SL3)	Control Mission Safety Hazard	STP 21-24-SMCT

SUPPORTING INDIVIDUAL TASKS

Task Number	Task Title	References
850-001-4001(SL4)	Integrate Risk Management Into Platoon	STP 21-24-SMCT

SUPPORTING COLLECTIVE TASKS: None

OPFOR TASKS AND STANDARDS

TASK: Conduct Electronic Warfare (34-OPFOR-1012)

CONDITION: Opposing force (OPFOR) employs collection and direction-finding assets (ground and air) to monitor and locate enemy forces.

STANDARD: Locate the positions of enemy command, intelligence, and logistics units. Forward the locations of the positions to OPFOR headquarters. Use jamming signals against enemy radio receivers. Monitor enemy radio networks and report all information of intelligence value to OPFOR HQ.

TASK: Disrupt Enemy Movement and Operations Using Persistent and Nonpersistent Chemical Weapons (34-OPFOR-1001)

CONDITION: Conventional artillery weapons or aircraft are available to deliver chemical weapons. Routes and key bases in the rear area have been selected.

STANDARD: Chemical agents are delivered into targeted areas. The movement of enemy supplies and equipment to forward areas is delayed by disrupting command and control systems. Enemy movement is successfully channeled into predesignated ambush areas. Enemy supplies and equipment are contaminated. A high rate of casualties is inflicted on enemy forces.

ELEMENTS: Company Headquarters
 Three Collection and Jamming (C&J) Platoon Headquarters
 Electronic Warfare (EW) Platoon Headquarters
 Air Reconnaissance Platoon Headquarters

TASK: Conduct Assembly Area Activities (17-2-2000.34-0001)
 (FM 3-20.971) (FM 21-10)

ITERATION: 1 2 3 4 5 M (Circle)

COMMANDER/LEADER ASSESSMENT: T P U (Circle)

CONDITIONS: The company or troop receives an operation order (OPORD) or fragmentary order (FRAGO) directing it to occupy an assembly area, either independently or as part of a larger unit, in preparation for follow-on missions. The order and/or unit standing operating procedures (SOP) specify required assembly area activities, readiness condition levels, and priorities of work. Contact is not expected. Some iterations of this task should be performed in mission-oriented protective posture level 4 (MOPP4).

TASK STANDARDS: The company or troop enters the assembly area without stopping or blocking the route of march, establishes local security, and maintains appropriate readiness condition levels. The unit performs all specified assembly area procedures and executes priorities of work as specified in the OPORD, FRAGO, SOP, or by the commander. If available, the troop uses digital equipment to accomplish the mission. No friendly unit suffers casualties or equipment damage as a result of fratricide.

TASK STEPS AND PERFORMANCE MEASURES	GO	NO-GO
<p>*1. Commander designates and briefs quartering party personnel.</p> <p>a. Assigns quartering party personnel in accordance with higher commander's guidance, SOP, and/or tactical requirements.</p> <hr/> <p>Note: The quartering party leader is usually the troop first sergeant (1SG), a platoon sergeant, or the senior platoon leader.</p> <hr/> <p>b. Briefs quartering party leader on the following:</p> <ul style="list-style-type: none"> (1) Location, boundaries, and orientation of assembly area. (2) Designated platoon areas. (3) Designated tactical command post and support element areas. (4) Designated entrances and exits of assembly area. (5) Route the main body will take to assembly area. (6) Tentative arrival time of unit at release point. (7) Order of march the unit will be in when it reaches release point (if moving as part of larger element). (8) Additional equipment or personnel needed to conduct quartering party activities in accordance with OPORD, mission, enemy, terrain, troops, time available, and civilian considerations (METT-TC), and higher commander's guidance, if necessary. (9) Coordination requirements with higher unit's quartering party leader (if conducting quartering party activities as part of a higher unit quartering party). (10) Time and composition of last known enemy activity along route or in tentative assembly area. (11) Known friendly activity along route or in tentative assembly area. 		

TASK STEPS AND PERFORMANCE MEASURES	GO	NO-GO
<p>*2. Quartering party leader assembles, briefs, and inspects quartering party personnel.</p> <ul style="list-style-type: none"> a. Assembles required personnel in accordance with OPORD, METT-TC, or commander's guidance. b. Briefs quartering party personnel on mission. c. Inspects quartering party personnel and equipment. <p>*3. Quartering party leader coordinates with higher unit quartering party leader, as necessary.</p> <hr/> <p>Note: Quartering party should include nuclear, biological, and chemical (NBC) reconnaissance assets or equipment to conduct assessment of proposed assembly area.</p> <hr/> <p>4. Quartering party moves to assembly area site.</p> <p>*5. Quartering party leader reports arrival at assembly area (FM voice/digital).</p> <p>6. Quartering party conducts quartering party activities.</p> <ul style="list-style-type: none"> a. Reconnoiters area for suitability in accordance with commander's guidance or METT-TC, ensuring, ideally, the site provides the following: <ul style="list-style-type: none"> (1) Concealment from air and ground observation. (2) Cover from direct fire. (3) Space for dispersion of vehicles, personnel, and equipment. (4) Entrances, exits, and an internal roadway that provides two-way vehicle movement, a firm road surface, and good drainage. b. Organizes and improves area in accordance with commander's guidance and METT-TC. <ul style="list-style-type: none"> (1) Selects and marks vehicle positions. (2) Improves and marks entrances and exits, as necessary. (3) Reduces and/or marks obstacles within capabilities. c. Emplaces manned observation posts, electronic surveillance equipment, and NBC detection equipment, as necessary. d. Makes initial contact with local residents, as necessary. e. Posts guides at release point or entrance to assembly area. <p>7. Unit arrives at and conducts initial occupation of assembly area.</p> <ul style="list-style-type: none"> a. Clears release point without stopping. b. Follows directions from guides and moves into designated vehicle positions. c. Orients weapons systems to cover tentative sectors of responsibility. d. Reports initial occupation to higher headquarters (FM voice/digital). <p>*8. Commander initiates assembly area activities.</p> <ul style="list-style-type: none"> a. Reviews organization and suitability of assembly area with quartering party leader. b. Checks suitability of command post location. 		

TASK STEPS AND PERFORMANCE MEASURES	GO	NO-GO
<p>c. Ensures overlapping observation and direct fire coverage.</p> <hr/> <p>Note: 360-degree observation and direct fire weapons coverage is mandatory if the unit is occupying the assembly area by itself.</p> <hr/> <p>d. Directs platoon leaders to prepare platoon fire plans.</p> <p>e. Coordinates indirect fire support.</p> <p>f. Determines and implements priorities of work.</p> <p>g. Reconnoiters routes of withdrawal.</p> <p>h. Directs platoon leaders to compile and submit platoon situation reports.</p> <p>i. Coordinates with adjacent units (if any) to ensure there is overlapping observation and direct fire weapons coverage of area.</p> <p>j. Establishes mounted and dismounted observation posts, as necessary.</p> <p>k. Establishes security at entrances and exits to assembly area, as necessary.</p> <p>l. Establishes dismounted patrols, as necessary.</p> <p>m. Directs emplacement of hasty obstacles and sensors to reduce dead space, as necessary.</p> <p>n. Directs emplacement of biological and chemical alarms and platoon early warning systems.</p> <p>o. Directs camouflaging of vehicles and equipment.</p> <p>p. Establishes communications security in accordance with OPORD, SOP, and higher commander's guidance.</p> <hr/> <p>Note: This may include employment of digital systems, wire communications, or use of low power on single-channel ground and airborne radio system (SINCGARS) radios.</p> <hr/> <p>q. Establishes noise, light, and litter discipline.</p> <p>r. Establishes readiness condition (REDCON) level in accordance with OPORD, METT-TC, and higher commander's guidance.</p> <p>(1) REDCON-1 (full alert). OR</p> <hr/> <p>Note: A period of maximum preparedness, REDCON-1 ensures all crew members are alert and prepared for action immediately. Vehicles are loaded and secured, and weapons are manned. Digital linkup, if applicable, is complete. Vehicles are ready to move immediately, with engines running and observation posts pulled in.</p> <hr/> <p>(2) REDCON-2 (full alert). OR</p>		

TASK STEPS AND PERFORMANCE MEASURES	GO	NO-GO
<p>Note: Equipment is stowed. Digital linkup, if applicable, is complete. Platoon vehicles and weapons are manned. Observation posts and chemical alarms are pulled in. Engines are off. All vehicles are ready to move within 15 minutes of notification.</p> <hr/> <p>(3) REDCON-3 (reduced alert). OR</p> <hr/> <p>Note: Fifty percent of each crew stands down for feeding, rest, maintenance, or troop leading procedures. Remaining personnel man vehicles, weapons, and observation posts; monitor radios; and continue with assembly area procedures. Digital link within unit is maintained. Vehicles are ready to move within 30 minutes of notification.</p> <hr/> <p>(4) REDCON-4 (minimum alert).</p> <hr/> <p>Note: One man per vehicle monitors radios and phones; remainder of each crew stands down for feeding, rest, maintenance, or troop leading procedures. One vehicle per platoon has crew-served weapons manned. Digital link is maintained with platoon leaders or platoon sergeants, as applicable. Observation posts are manned. Vehicles are ready to move within 1 hour of notification.</p>		
<p>*9. Commander reports establishment of assembly area to higher headquarters and submits consolidated situation report (FM voice or digital).</p> <p>*10. Commander prepares troop fire plan.</p> <ul style="list-style-type: none"> a. Develops troop fire plan using platoon fire plans and information from higher headquarters and adjacent units. b. Ensures fire plan affords overlapping sectors of observation and fire (including supporting fires) within the unit and with adjacent units. c. Sends copy of fire plan to the higher headquarters commander (messenger or digital). <p>11. Unit conducts priorities of work.</p> <ul style="list-style-type: none"> a. Establishes and maintains security in accordance with commander's guidance, OPORD, FRAGO, and/or unit SOP. b. Performs necessary vehicle and equipment maintenance procedures including the following: <ul style="list-style-type: none"> (1) Reports equipment deficiencies through the platoon sergeant to the first sergeant (1SG) or supply sergeant, organizational maintenance personnel, and/or higher echelon maintenance personnel. (2) Within capabilities, recovers or evacuates damaged vehicles and equipment. (3) Performs emergency repairs and operator maintenance, as necessary. (4) Performs and/or assists with scheduled maintenance. c. Coordinates and conducts resupply, including refueling and rearmament. d. Develops and implements sleep plan. <p>12. Unit performs field sanitation operations, as required.</p>		

TASK STEPS AND PERFORMANCE MEASURES	GO	NO-GO
<ul style="list-style-type: none"> a. Maintains adequate supply of potable water. b. Establishes latrines and hand-washing facilities. c. Performs personal hygiene activities. d. If a dining facility section is present, establishes mess facilities and ensures safe food preparation, storage, and disposal. <p>13. Unit continues to improve the assembly area, as necessary.</p> <ul style="list-style-type: none"> a. Improves camouflage. b. Improves positions for survivability. c. Clears fields of fire. d. Emplaces obstacles and barriers. e. Continues liaison with locals, as necessary. <p>14. Unit prepares to depart the assembly area.</p> <ul style="list-style-type: none"> a. Conducts police call to ensure no equipment, supplies, or other items of tactical or intelligence value is left behind. b. Troop commander progressively increases readiness levels, as required, based on higher commander's guidance or SOP. 		

TASK PERFORMANCE / EVALUATION SUMMARY BLOCK							
ITERATION	1	2	3	4	5	M	TOTAL
TOTAL TASK STEPS EVALUATED							
TOTAL TASK STEPS "GO"							
TRAINING STATUS "GO"/"NO-GO"							

* indicates a leader task step.

SUPPORTING INDIVIDUAL TASKS

Task Number	Task Title	References
031-503-1037(SL1)	Detect Chemical Agents Using M8 or M9 Detector Paper	STP 21-1-SMCT
052-191-1361(SL1)	Camouflage Yourself and Your Individual Equipment	STP 21-1-SMCT
052-191-1362(SL1)	Camouflage Equipment	STP 21-1-SMCT
052-195-3066(SL3)	Direct Construction of Nonexplosive Obstacles	STP 21-24-SMCT
071-022-0015(SL1)	Prepare a Range Card for a Caliber .50 M2 Machine Gun	STP 21-1-SMCT
071-312-4032(SL1)	Prepare a Range Card for an M249 Machine Gun	STP 21-1-SMCT
071-325-4425(SL1)	Employ an M18A1 Claymore Mine	STP 21-1-SMCT
071-326-0513(SL1)	Select Temporary Fighting Positions	STP 21-1-SMCT
071-326-5703(SL1)	Construct Individual Fighting Positions	STP 21-1-SMCT
071-326-5704(SL2)	Supervise Construction of a Fighting Position	STP 21-24-SMCT
071-326-5705(SL2)	Establish an Observation Post	STP 21-24-SMCT
071-326-5775(SL4)	Coordinate With an Adjacent Platoon	STP 21-24-SMCT
071-326-5805(SL3)	Conduct a Route Reconnaissance Mission	STP 21-24-SMCT

SUPPORTING INDIVIDUAL TASKS

Task Number	Task Title	References
071-329-1006(SL1)	Navigate From One Point on the Ground to Another Point While Dismounted	STP 21-1-SMCT
071-329-1019(SL2)	Use a Map Overlay	STP 21-24-SMCT
071-329-1030(SL1)	Navigate From One Point on the Ground to Another Point While Mounted	STP 21-1-SMCT
071-331-0815(SL1)	Practice Noise, Light, and Litter Discipline	STP 21-1-SMCT
071-410-0012(SL3)	Conduct Occupation of an Assembly Area	STP 21-24-SMCT
071-710-0006(SL1)	Plan Use of Night Vision Devices	STP 21-1-SMCT
081-831-1047(SL4)	Supervise the Implementation of Preventive Medicine Policies	STP 21-24-SMCT
081-831-1053(SL1)	Practice Individual Preventive Medicine Countermeasures	STP 21-1-SMCT
081-831-9000(SL2)	Implement Preventive Medicine Measures (PMM)	STP 21-24-SMCT
091-CLT-4029(SL2)	Supervise Preventive Maintenance Checks and Services (PMCS)	STP 21-24-SMCT
101-92Y-0001(SL4)	Supervise Supply Activities	STP 21-24-SMCT
101-92Y-0002(SL3)	Plan Tactical Resupply Operations	STP 21-24-SMCT
101-CLT-0198(SL4)	Supervise Tactical Feeding Operation	STP 21-24-SMCT
113-600-2001(SL1)	Communicate Via a Tactical Telephone	STP 21-1-SMCT
113-637-2001(SL1)	Communicate Via a Tactical Radio	STP 21-1-SMCT
151-357-0001(SL4)	Supervise CSS Functions During Platoon Operations	STP 21-24-SMCT
441-091-3000(SL3)	Supervise the Implementation of Air Defense Measures	STP 21-24-SMCT
805C-PAD-4595(SL4)	Supervise Cross-Leveling of Personnel	STP 21-24-SMCT
850-001-2000(SL2)	Employ Accident Prevention Measures and Risk Management Process	STP 21-24-SMCT
850-001-3001(SL3)	Control Mission Safety Hazard	STP 21-24-SMCT
850-001-4001(SL4)	Integrate Risk Management Into Platoon	STP 21-24-SMCT

SUPPORTING COLLECTIVE TASKS

Task Number	Task Title	References
17-3-2000.17-RSTP	Conduct Assembly Area Activities	

OPFOR TASKS AND STANDARDS

TASK: Disrupt Enemy Movement and Operations Using Persistent and Nonpersistent Chemical Weapons (34-OPFOR-1001)

CONDITION: Conventional artillery weapons or aircraft are available to deliver chemical weapons. Routes and key bases in the rear area have been selected.

STANDARD: Chemical agents are delivered into targeted areas. The movement of enemy supplies and equipment to forward areas is delayed by disrupting command and control systems. Enemy movement is successfully channeled into predesignated ambush areas. Enemy supplies and equipment are contaminated. A high rate of casualties is inflicted on enemy forces.

TASK: Conduct Sniper Operations (34-OPFOR-1005)

CONDITION: Opposing force (OPFOR) element has received a sniper mission from headquarters. Snipers are assigned missions in the enemy rear area along major supply routes and near support sites.

STANDARD: Infiltrate enemy area of operations and set up a well-concealed location. Vehicle drivers or personnel on foot are engaged with short bursts of semiautomatic fire. Selected targets are killed or wounded. Prevent position from being discovered and evacuate the area without being detected. Results of the operation are reported to OPFOR headquarters.

TASK: Conduct Air Attacks (34-OPFOR-1006)

CONDITION: OPFOR elements in the rear area have forwarded the coordinates of enemy facilities and elements. OPFOR aircraft have been dispatched to attack enemy installations or convoys.

STANDARD: Locate support sites, command and control facilities, and/or convoys. Conduct attack runs on designated targets. Enemy equipment, supplies, and vehicles are destroyed and enemy personnel are killed.

TASK: Conduct Aerial Reconnaissance (34-OPFOR-1007)

CONDITION: OPFOR HQ requires intelligence on the location and identification of enemy elements. Aircraft is dispatched to take photographs and conduct a visual inspection of enemy area.

STANDARD: Locate and photograph enemy positions in assigned sectors, including support and storage bases and command and control facilities. Visual checks are conducted when possible. The enemy is not engaged. Priority intelligence requests and other information requirements (IRs) are reported to OPFOR HQ.

TASK: Conduct Raid (34-OPFOR-1009)

CONDITION: OPFOR element has occupied an objective rally point and has orders to conduct a raid on a rear area base.

STANDARD: Surprise the enemy forces. Assault enemy support base and accomplish assigned tasks. Specified equipment and supplies are destroyed. Decisive engagement is avoided. All personnel are withdrawn from the area within the prescribed time. The collected intelligence data satisfies the priority intelligence requirements (PIRs).

TASK: Attack (34-OPFOR-1010)

CONDITION: Enemy rear area support base has been located. PIRs and other intelligence requirements have been obtained by OPFOR patrols. Element has automatic and antiarmor weapons, and light mortars. Element is approximately the size of two platoons.

STANDARD: An attack plan is developed. An attack is initiated using a scheme of maneuver that exploits enemy flanks, gaps, and weaknesses. Covered and concealed routes are used to approach enemy areas. Employ indirect fire to support attack. Penetrate enemy defenses. Destroy equipment and supplies, inflict casualties, isolate the support base, and block reinforcements. The enemy unit is forced to displace.

TASK: Conduct Electronic Warfare (34-OPFOR-1012)

CONDITION: OPFOR employs collection and direction-finding assets (ground and air) to monitor and locate enemy forces.

STANDARD: Locate the positions of enemy command, intelligence, and logistics units. Forward the locations of the positions to OPFOR headquarters. Use jamming signals against enemy radio receivers. Monitor enemy radio networks and report all information of intelligence value to OPFOR HQ.

TASK: Engage With Indirect Fires (34-OPFOR-1033)

CONDITION: OPFOR unit or observation post is deployed observing a likely avenue of approach. Threat forces are conducting tactical movement along the avenue of approach. OPFOR has communications with supporting indirect fire assets.

STANDARD: Threat forces are detected without giving away OPFOR locations. Detected threat forces are engaged with indirect fires resulting in threat losses, suppression, or neutralization.

ELEMENTS: General Support (GS) Company (MI) Battalion
 Three Collection and Jamming (C&J) Platoon Headquarters
 Electronic Warfare (EW) Platoon Headquarters
 Company Headquarters
 Air Reconnaissance Platoon Headquarters

TASK: Rearm/Resupply (17-3-1030.34-0001)
 (FM 17-97) (FM 3-20.971) (FM 3-20.98)

ITERATION: 1 2 3 4 5 M (Circle)

COMMANDER/LEADER ASSESSMENT: T P U (Circle)

CONDITIONS: While conducting tactical operations as part of a company/troop, the platoon has been directed to receive supplies or has determined that resupply operations are necessary. The platoon has received an operation order (OPORD) or fragmentary order (FRAGO) and has standing operating procedures (SOP) with all required report formats. Enemy contact is not expected. Some iterations of this task should be performed in mission-oriented protective posture level 4 (MOPP4).

TASK STANDARDS: The platoon successfully completes resupply operations to replenish its basic load of critical supplies while maintaining security at a level consistent with mission, enemy, troops, terrain, time available, and civilian considerations (METT-TC) factors.

TASK STEPS AND PERFORMANCE MEASURES	GO	NO-GO
<p>1. Platoon monitors supply status as required by SOP.</p> <p>a. Vehicle commanders maintain accurate supply status (by class) for each vehicle and report status, as directed, to the platoon sergeant (PSG).</p> <p>b. Based on guidance from the PSG, vehicle commanders should conduct cross-leveling before submitting resupply reports or requests (status reports cover the following):</p> <p>(1) Class I (rations).</p> <p>(2) Class II (supplies and equipment).</p> <p>(3) Class III (petroleum, oils, and lubricants).</p> <p>(4) Class IV (construction materials).</p> <p>(5) Class V (ammunition).</p> <p>(6) Class VI (personal demand items).</p> <p>(7) Class VII (major end items).</p> <p>(8) Class VIII (medical supplies).</p> <hr/> <p>Note: In determining medical resupply needs, team leaders should focus on critical items, such as first aid dressings, refills for first aid kits, and combat life-saver bags.</p> <hr/> <p>(9) Class IX (repair parts).</p> <p>(10) Class X (nonmilitary materials).</p> <p>c. PSG compiles status reports from all vehicle commanders.</p> <p>d. PSG submits consolidated status report to the first sergeant (1SG).</p>		

TASK STEPS AND PERFORMANCE MEASURES	GO	NO-GO
<p>2. Platoon reports personnel status, requests replacements using proper formats, and processes reassignments and replacements as required.</p> <ul style="list-style-type: none"> a. Vehicle commanders report personnel strength and losses to the platoon or team leader or PSG. b. PSG compiles vehicle reports and sends consolidated reports to the 1SG. c. Platoon leader or PSG reassigns remaining personnel to ensure key positions are filled and critical weapons are manned. d. Platoon leader or PSG assigns replacements using the same criteria as in step 2c. <p>3. Platoon reports vehicle, equipment, fuel, and ammunition status and requests resupply or other support as necessary.</p> <ul style="list-style-type: none"> a. Vehicle commanders report vehicle and equipment status, including battle damage assessment. b. Vehicle commanders report maintenance, recovery, and evacuation support requirements. c. PSG compiles vehicle reports and requests and submits consolidated reports and requests to the 1SG. <p>*4. Platoon leader or PSG conducts initial planning and coordination for combat service support (CSS).</p> <hr/> <p>Note: This step may include coordination with higher headquarters for a logistics package (LOGPAC) to be conducted out of cycle from resupply of the rest of the unit.</p> <hr/> <p>*5. PSG coordinates LOGPAC support and activities with 1SG.</p> <ul style="list-style-type: none"> a. Verifies platoon's personnel, vehicle, equipment, fuel, and ammunition status. b. If tailgate resupply is appropriate, coordinates for linkup at the designated contact point. c. Submits specific resupply request. d. If service station resupply is appropriate, coordinates LOGPAC location and other resupply details. <p>6. Platoon conducts resupply operations using the tailgate method.</p> <ul style="list-style-type: none"> a. Vehicle commanders ensure there are accessible routes affording adequate cover and concealment into and out of vehicle positions. b. Vehicle commanders establish and maintain local security to provide early warning of enemy activity, if necessary. c. PSG meets LOGPAC at the designated linkup point and leads it to the first vehicle to be resupplied. d. LOGPAC halts to the rear of each vehicle in a covered and concealed position. e. Conducts resupply to replenish basic load of critical supplies, as available. f. PSG maintains control over LOGPAC during resupply and guides it to the next vehicle location when the operation is completed. 		

TASK STEPS AND PERFORMANCE MEASURES	GO	NO-GO
<ul style="list-style-type: none"> g. Platoon leader or PSG monitors progress of resupply operations. h. PSG, when all vehicles have completed resupply, leads the LOGPAC to the linkup point or another point as designated by the 1SG. i. PSG coordinates with 1SG for additional requirements, as necessary. j. Platoon leader keeps commander informed of the status of resupply operations at all times. <p>7. Platoon conducts resupply operations using service station method.</p> <ul style="list-style-type: none"> a. Platoon leader directs movement to the resupply point. b. Platoon leader establishes local security for LOGPAC activities. c. Platoon leader or PSG, if the platoon does not move together, determines order in which vehicles will be resupplied and when each vehicle will move. d. Platoon leader or PSG, if platoon moves together, determines order of movement to the resupply location. e. Moves to resupply location. f. Conducts resupply at each point to replenish basic load of critical supplies as available. g. Maintains adequate dispersion during resupply and rotates to different supply points as directed. h. PSG coordinates with 1SG for additional requirements. i. Returns to original positions when resupply is completed. j. Platoon leader reports status of resupply operations to higher headquarters. <p>8. Platoon conducts refuel on the move in accordance with OPORD or FRAGO.</p> <ul style="list-style-type: none"> a. Moves to the refuel-on-the-move site in accordance with OPORD, FRAGO, and/or METT-TC factors. b. Refuels in accordance with OPORD and FRAGO (OPORD and FRAGO should designate location, time, and amount of fuel per vehicle). c. Maintains local security and dispersion in accordance with OPORD, FRAGO, and/or METT-TC factors. d. Platoon leader reports status of refuel-on-the-move operation to higher headquarters. 		

TASK PERFORMANCE / EVALUATION SUMMARY BLOCK							
ITERATION	1	2	3	4	5	M	TOTAL
TOTAL TASK STEPS EVALUATED							
TOTAL TASK STEPS "GO"							
TRAINING STATUS "GO"/"NO-GO"							

* indicates a leader task step.

SUPPORTING INDIVIDUAL TASKS

Task Number	Task Title	References
071-329-1006(SL1)	Navigate From One Point on the Ground to Another Point While Dismounted	STP 21-1-SMCT
071-329-1030(SL1)	Navigate From One Point on the Ground to Another Point While Mounted	STP 21-1-SMCT
101-92Y-0001(SL4)	Supervise Supply Activities	STP 21-24-SMCT
101-92Y-0002(SL3)	Plan Tactical Resupply Operations	STP 21-24-SMCT
113-637-2001(SL1)	Communicate Via a Tactical Radio	STP 21-1-SMCT
151-357-0001(SL4)	Supervise CSS Functions During Platoon Operations	STP 21-24-SMCT
551-88M-0001(SL3)	Lead a Convoy Serial/March Unit	STP 21-24-SMCT
805C-PAD-4595(SL4)	Supervise Cross-Leveling of Personnel	STP 21-24-SMCT
850-001-2000(SL2)	Employ Accident Prevention Measures and Risk Management Process	STP 21-24-SMCT
850-001-3001(SL3)	Control Mission Safety Hazard	STP 21-24-SMCT
850-001-4001(SL4)	Integrate Risk Management Into Platoon	STP 21-24-SMCT

SUPPORTING COLLECTIVE TASKS: None

OPFOR TASKS AND STANDARDS

TASK: Disrupt Enemy Movement and Operations Using Tactical Nuclear Weapons (34-OPFOR-1002)

CONDITION: Orders have been received to use tactical nuclear weapons in the enemy's rear area. Key locations have been identified.

STANDARD: Tactical nuclear missiles are delivered on target. Movement of equipment and supplies is disrupted or delayed to forward areas. Enemy equipment and supplies are destroyed. A high rate of nuclear casualties is inflicted among enemy troops.

TASK: Counter Passage of Lines (34-OPFOR-1016)

CONDITION: Friendly units are in defense positions but are expected to attempt a passage of lines. Friendly forces have close air support and nuclear, biological, and chemical (NBC) capabilities. The opposing force (OPFOR) element receives orders to disrupt the friendly passage of lines.

STANDARD: The friendly force passage of lines is delayed by the OPFOR element for a minimum of 2 hours.

TASK: Conduct Hasty Ambush (34-OPFOR-1003)

CONDITION: OPFOR element is moving in a concealed area when an enemy element is reported moving along an adjacent route.

STANDARD: The ambush site is prepared before the arrival of the enemy element. The enemy force is surprised and casualties are inflicted within the designated kill zone. Delay enemy march element from reaching its specified destination. Withdraw, on order, within 2 minutes of ambush initiation. Report results of mission to headquarters.

TASK: Conduct Air Attacks (34-OPFOR-1006)

CONDITION: OPFOR elements in the rear area have forwarded the coordinates of enemy facilities and elements. OPFOR aircraft have been dispatched to attack enemy installations or convoys.

STANDARD: Locate support sites, command and control facilities, and/or convoys. Conduct attack runs on designated targets. Enemy equipment, supplies, and vehicles are destroyed and enemy personnel are killed.

ELEMENTS: Three Collection and Jamming (C&J) Platoon headquarters
 Electronic Warfare (EW) Platoon Headquarters
 Air Reconnaissance Platoon Headquarters
 Company Headquarters

TASK: Conduct Company-Level Maintenance Operations (for Unit Without a Maintenance Element) (43-2-C336.34-0001)

(FM 4-30.3) (AR 220-1) (AR 700-138)
 (DA PAM 738-750) (FM 9-43-2) (FM 3-11.4)
 (FM 3-5) (STP 21-24-SMCT)

ITERATION: 1 2 3 4 5 M (Circle)

COMMANDER/LEADER ASSESSMENT: T P U (Circle)

CONDITIONS: Company headquarters is receiving requests from elements for maintenance support. Equipment may be inoperative and require unit-level maintenance. The company is not authorized a maintenance section or mechanics. The commander has developed a maintenance plan. Some iterations of this task should be performed in mission-oriented protective posture level 4 (MOPP4).

TASK STANDARDS: Unit vehicles and equipment were maintained in accordance with Department of the Army standards. Time required to conduct maintenance is increased when conducting this task in MOPP4.

TASK STEPS AND PERFORMANCE MEASURES	GO	NO-GO
<p>*1. Company commander and motor officer direct unit maintenance program.</p> <ul style="list-style-type: none"> a. Monitor implementation of unit maintenance program. b. Identify company operational readiness levels by reviewing vehicle and equipment status reports. c. Approve use of controlled exchange when required repair parts are not available. d. Approve repairs using battle damage assessment and repair (BDAR) procedures when established repair procedures cannot be used. e. Coordinate maintenance assistance with supporting unit maintenance section. f. Check material condition status report for accuracy and completeness. g. Identify current or anticipated maintenance problems to minimize their impact on unit readiness. h. Coordinate resolution of maintenance problems with the support maintenance unit. i. Forward material condition status reports to higher headquarters. <p>*2. Supervise operator maintenance.</p> <ul style="list-style-type: none"> a. Monitor performance of preventive maintenance checks and services (PMCS). b. Inspect vehicles, weapons, and equipment to ensure correct PMCS procedures are followed. c. Monitor primary load list for element's equipment. d. Request approval for BDAR. 		

TASK STEPS AND PERFORMANCE MEASURES	GO	NO-GO
<ul style="list-style-type: none"> e. Maintain maintenance status of vehicles, weapons, and equipment. f. Provide input for material condition status report. <p>3. Perform operator maintenance.</p> <ul style="list-style-type: none"> a. Perform PMCS in accordance with appropriate technical manuals. b. Notify element leader of maintenance problems beyond operator's capabilities. c. Assist maintenance team with repairs and services. <p>4. Conduct transactions with supporting unit maintenance section.</p> <ul style="list-style-type: none"> a. Identify category of maintenance. b. Request onsite repair. c. Correct all operator level maintenance deficiencies. d. Verify completion of repairs. e. Pick up equipment upon completion of repairs or services. 		

TASK PERFORMANCE / EVALUATION SUMMARY BLOCK							
ITERATION	1	2	3	4	5	M	TOTAL
TOTAL TASK STEPS EVALUATED							
TOTAL TASK STEPS "GO"							
TRAINING STATUS "GO"/"NO-GO"							

* indicates a leader task step.

SUPPORTING INDIVIDUAL TASKS

Task Number	Task Title	References
091-CLT-3009(SL4)	Supervise Maintenance Operations	STP 21-24-SMCT
091-CLT-4029(SL2)	Supervise Preventive Maintenance Checks and Services (PMCS)	STP 21-24-SMCT
850-001-2000(SL2)	Employ Accident Prevention Measures and Risk Management Process	STP 21-24-SMCT
850-001-3001(SL3)	Control Mission Safety Hazard	STP 21-24-SMCT
850-001-4001(SL4)	Integrate Risk Management Into Platoon	STP 21-24-SMCT

SUPPORTING COLLECTIVE TASKS: None

OPFOR TASKS AND STANDARDS

TASK: Conduct Electronic Warfare (34-OPFOR-1012)

CONDITION: Opposing force (OPFOR) employs collection and direction-finding assets (ground and air) to monitor and locate enemy forces.

STANDARD: Locate the positions of enemy command, intelligence, and logistics units. Forward the locations of the positions to OPFOR headquarters. Use jamming signals against enemy radio receivers. Monitor enemy radio networks and report all information of intelligence value to OPFOR HQ.

TASK: Disrupt Enemy Movement and Operations Using Tactical Nuclear Weapons (34-OPFOR-1002)

CONDITION: Orders have been received to use tactical nuclear weapons in the enemy's rear area. Key locations have been identified.

STANDARD: Tactical nuclear missiles are delivered on target. Movement of equipment and supplies is disrupted or delayed to forward areas. Enemy equipment and supplies are destroyed. A high rate of nuclear casualties is inflicted among enemy troops.

TASK: Conduct Hasty Ambush (34-OPFOR-1003)

CONDITION: OPFOR element is moving in a concealed area when an enemy element is reported moving along an adjacent route.

STANDARD: The ambush site is prepared before the arrival of the enemy element. The enemy force is surprised and casualties are inflicted within the designated kill zone. Delay enemy march element from reaching its specified destination. Withdraw, on order, within 2 minutes of ambush initiation. Report results of mission to headquarters.

TASK: Conduct Raid (34-OPFOR-1009)

CONDITION: OPFOR element has occupied an objective rally point and has orders to conduct a raid on a rear area base.

STANDARD: Surprise the enemy forces. Assault enemy support base and accomplish assigned tasks. Specified equipment and supplies are destroyed. Decisive engagement is avoided. All personnel are withdrawn from the area within the prescribed time. The collected intelligence data satisfies the priority intelligence requirements (PIRs).

TASK: Disrupt Enemy Movement and Operations Using Persistent and Nonpersistent Chemical Weapons (34-OPFOR-1001)

CONDITION: Conventional artillery weapons or aircraft are available to deliver chemical weapons. Routes and key bases in the rear area have been selected.

STANDARD: Chemical agents are delivered into targeted areas. The movement of enemy supplies and equipment to forward areas is delayed by disrupting command and control systems. Enemy movement is successfully channeled into predesignated ambush areas. Enemy supplies and equipment are contaminated. A high rate of casualties is inflicted on enemy forces.

ELEMENTS: General Support (GS) Company Military Intelligence (MI) Battalion
 Company Headquarters
 Three Collection and Jamming (C&J) Platoon Headquarters
 Electronic Warfare (EW) Platoon Headquarters
 Air Reconnaissance Platoon Headquarters

TASK: Receive External Sling Load Resupply (55-2-C325.34-0001)
 (FM 10-27) (101-Y-0003) (DA PAM 710-2-1)
 (FM 10-15) (FM 10-27-4) (AR 30-22)

ITERATION: 1 2 3 4 5 M (Circle)

COMMANDER/LEADER ASSESSMENT: T P U (Circle)

CONDITIONS: Company is alerted for incoming resupply by external sling load. The battalion intelligence officer (S2) or operations officer (S3) (if immediate resupply) or supply officer (S4) (if routine resupply) notifies the company of the anticipated type and amount of supplies or equipment and the scheduled delivery time. The company has personnel trained in sling load procedures. Helicopter(s) deliver supplies and/or equipment to a designated landing zone near the company's position. The landing zone is secured. Slings and other materials may or may not be returned with delivery helicopter(s) to unit of origin. Company tactical standing operating procedures (TSOP) and battalion operation order (OPORD) are available. Some iterations of this task should be performed in mission-oriented protective posture level 4 (MOPP4).

TASK STANDARDS: Supplies and/or equipment are derigged and cleared from the landing zone (LZ). Time required to perform sling load operations increases when conducting this task in MOPP4.

TASK STEPS AND PERFORMANCE MEASURES	GO	NO-GO
<p>*1. Develop supply and/or equipment receipt plan.</p> <ul style="list-style-type: none"> a. Verify quantity and type of supplies and/or equipment and delivery time with S2, S3, or S4. b. Coordinate LZ security and location with S2 or S3. c. Appoint LZ officer or noncommissioned officer (NCO). d. Coordinate additional motor transport and special equipment requirements with S4. e. Assign appropriate number and composition of ground crew(s) based on tactical situation, type and quantity of cargo, and size of LZ. f. Request required protective equipment from unit supply facility. g. Brief LZ officer or NCO on tactical situation, size of operation, preparation, and clearance of LZ, protective equipment, and safety precautions. h. Disseminate plan to all company elements. <p>*2. LZ officer or NCO supervises external sling load resupply operations.</p> <ul style="list-style-type: none"> a. Identifies wind direction and speed. b. Transmits wind direction and speed to incoming aircraft as requested. c. Identifies aircraft approach direction. d. Prepares LZ emergency security and reaction plan. e. Identifies ground crew(s) rendezvous or rally point(s). f. Secures all required LZ marking and personnel protection equipment. g. Organizes ground crew team(s). 		

TASK STEPS AND PERFORMANCE MEASURES	GO	NO-GO
<ul style="list-style-type: none"> h. Briefs ground crew team(s) on tactical situation, size of operation, preparation and clearance of LZ, emergency procedures, protective equipment, and safety precautions. i. Assigns individual team member duties. j. Supervises derigging operations. k. Supervises loading of supplies and/or equipment on motor transport vehicles. l. Supervises LZ clearance activities. m. Enforces safety procedures. 3. Perform LZ preparation activities. <ul style="list-style-type: none"> a. Remove all obstructions from LZ. b. Mark all unremovable obstructions. c. Clear all loose debris from the LZ. d. Set up all required visual markers. e. Position vehicles and other special equipment out of the LZ. f. Rehearse hand or arm and other visual signals. 4. Derig external sling load supplies or equipment. <ul style="list-style-type: none"> a. Wear hearing and eye protection. b. Employ safety precautions. c. Employ visual signals to guide helicopter to derigging point. d. Ground static discharge probe to cargo hook. e. Release load from helicopter. f. Provide "affirmative" signal to pilot for liftoff when load is unhooked and clear of helicopter. 5. Prepare slings and/or nets for air transport retrograde. <ul style="list-style-type: none"> a. Remove cargo sling and/or nets from supplies or equipment. b. Secure all slings and/or nets in a cargo net. c. Employ proper hand signals to guide helicopter into position. d. Ground static discharge probe to net rings. e. Connect sling equipment to helicopter cargo hook. f. Provide "affirmative" signal to pilot for liftoff when net is secure and all personnel are clear. 6. Clear LZ. <ul style="list-style-type: none"> a. Load all supplies or equipment on vehicle(s). b. Load all slings and/or nets and markers on vehicle(s). c. Remove all loose debris from LZ. 		

TASK PERFORMANCE / EVALUATION SUMMARY BLOCK							
ITERATION	1	2	3	4	5	M	TOTAL
TOTAL TASK STEPS EVALUATED							
TOTAL TASK STEPS "GO"							
TRAINING STATUS "GO"/"NO-GO"							

* indicates a leader task step.

SUPPORTING INDIVIDUAL TASKS

Task Number	Task Title	References
101-92Y-0001(SL4)	Supervise Supply Activities	STP 21-24-SMCT
101-92Y-0002(SL3)	Plan Tactical Re-Supply Operations	STP 21-24-SMCT
151-357-0001(SL4)	Supervise CSS Functions During Platoon Operations	STP 21-24-SMCT
850-001-2000(SL2)	Employ Accident Prevention Measures and Risk Management Process	STP 21-24-SMCT
850-001-3001(SL3)	Control Mission Safety Hazard	STP 21-24-SMCT
850-001-4001(SL4)	Integrate Risk Management Into Platoon	STP 21-24-SMCT

SUPPORTING COLLECTIVE TASKS: None

OPFOR TASKS AND STANDARDS

TASK: Conduct Sniper Operations (34-OPFOR-1005)

CONDITION: Opposing force (OPFOR) element has received a sniper mission from headquarters. Snipers are assigned missions in the enemy rear area along major supply routes and near support sites.

STANDARD: Infiltrate enemy area of operations and set up a well-concealed location. Vehicle drivers or personnel on foot are engaged with short bursts of semiautomatic fire. Selected targets are killed or wounded. Prevent position from being discovered and evacuate the area without being detected. Results of the operation are reported to OPFOR headquarters.

TASK: Conduct Aerial Reconnaissance (34-OPFOR-1007)

CONDITION: OPFOR HQ requires intelligence on the location and identification of enemy elements. Aircraft is dispatched to take photographs and conduct a visual inspection of enemy area.

STANDARD: Locate and photograph enemy positions in assigned sectors, including support and storage bases and command and control facilities. Visual checks are conducted when possible. The enemy is not engaged. Priority intelligence requests and other information requirements (IRs) are reported to OPFOR HQ.

TASK: Gather Intelligence (34-OPFOR-1008)

CONDITION: OPFOR elements, operating in the rear area, are planning attacks on enemy bases. Information is needed before plans are finalized.

STANDARD: Identify all priority intelligence requests and other intelligence requirements. Pass through any outpost, defensive wire, or warning device undetected. Move to an observation point that offers cover and concealment and is close enough to gather required information. Gather data that answers intelligence requirements. Withdraw from area undetected. Report all information of value to OPFOR headquarters.

TASK: Conduct Electronic Warfare (34-OPFOR-1012)

CONDITION: OPFOR employs collection and direction-finding assets (ground and air) to monitor and locate enemy forces.

STANDARD: Locate the positions of enemy command, intelligence, and logistics units. Forward the locations of the positions to OPFOR headquarters. Use jamming signals against enemy radio receivers. Monitor enemy radio networks and report all information of intelligence value to OPFOR HQ.

TASK: Conduct Air Attacks (34-OPFOR-1006)

CONDITION: OPFOR elements in the rear area have forwarded the coordinates of enemy facilities and elements. OPFOR aircraft have been dispatched to attack enemy installations or convoys.

STANDARD: Locate support sites, command and control facilities, and/or convoys. Conduct attack runs on designated targets. Enemy equipment, supplies, and vehicles are destroyed and enemy personnel are killed.

TASK: Disrupt Enemy Movement and Operations Using Tactical Nuclear Weapons (34-OPFOR-1002)

CONDITION: Orders have been received to use tactical nuclear weapons in the enemy's rear area. Key locations have been identified.

STANDARD: Tactical nuclear missiles are delivered on target. Movement of equipment and supplies is disrupted or delayed to forward areas. Enemy equipment and supplies are destroyed. A high rate of nuclear casualties is inflicted among enemy troops.

TASK: Conduct Hasty Ambush (34-OPFOR-1003)

CONDITION: OPFOR element is moving in a concealed area when an enemy element is reported moving along an adjacent route.

STANDARD: The ambush site is prepared before the arrival of the enemy element. The enemy force is surprised and casualties are inflicted within the designated kill zone. Delay enemy march element from reaching its specified destination. Withdraw, on order, within 2 minutes of ambush initiation. Report results of mission to headquarters.

TASK: Conduct Raid (34-OPFOR-1009)

CONDITION: OPFOR element has occupied an objective rally point and has orders to conduct a raid on a rear area base.

STANDARD: Surprise the enemy forces. Assault enemy support base and accomplish assigned tasks. Specified equipment and supplies are destroyed. Decisive engagement is avoided. All personnel are withdrawn from the area within the prescribed time. The collected intelligence data satisfies the priority intelligence requirements (PIRs).

TASK: Disrupt Enemy Movement and Operations Using Persistent and Nonpersistent Chemical Weapons (34-OPFOR-1001)

CONDITION: Conventional artillery weapons or aircraft are available to deliver chemical weapons. Routes and key bases in the rear area have been selected.

STANDARD: Chemical agents are delivered into targeted areas. The movement of enemy supplies and equipment to forward areas is delayed by disrupting command and control systems. Enemy movement is successfully channeled into predesignated ambush areas. Enemy supplies and equipment are contaminated. A high rate of casualties is inflicted on enemy forces.

ELEMENTS: Three Collection and Jamming (C&J) Platoon headquarters
 Electronic Warfare (EW) Platoon Headquarters
 Company Headquarters
 Air Reconnaissance Platoon Headquarters

TASK: Perform Risk Management Procedures (71-3-C231.34-0001)
 (FM 100-14) (TSP 154-R-6667) (AR 385-10)

ITERATION: 1 2 3 4 5 M (Circle)

COMMANDER/LEADER ASSESSMENT: T P U (Circle)

CONDITIONS: Unit is deployed performing its combat mission. Some iterations of this task should be performed in mission-oriented protective posture level 4 (MOPP4).

TASK STANDARDS: All leaders and soldiers are aware of all potential safety problems inherent in the conduct of the mission. Appropriate measures are taken to minimize risks. All risks taken are necessary to accomplish training objectives. Company trains to standard and does not take shortcuts that endanger unit members.

TASK STEPS AND PERFORMANCE MEASURES	GO	NO-GO
<p>*1. Commander identifies risk and safety hazards.</p> <ul style="list-style-type: none"> a. Analyze operation plan (OPLAN), fragmentary order (FRAGO), or operation order (OPORD) for specified and implied missions (tasks). b. Integrate safety into every phase of the planning process. c. Assess risks before issuing a FRAGO when missions or conditions change. <p>*2. Evaluate risk and safety hazards identified in the operation.</p> <ul style="list-style-type: none"> a. Compare the risk to the acceptable level of risk in the commander's intent based on the stated training objective. b. Determine the likelihood of equipment and personnel losses from accidents. c. Describe the operation in terms of high, medium, or low risk. d. Prepare courses of action (COA) that minimize accidental losses. <p>*3. Eliminate or reduce risk and safety hazards.</p> <ul style="list-style-type: none"> a. Choose COA that maximizes the operation and minimizes risk. b. Develop procedures that reduce risk and safety hazards. c. Prescribe safety and protective equipment. d. Brief elements prior to all operations. <p>4. Carry out safety procedures.</p> <ul style="list-style-type: none"> a. Receive safety briefings prior to all operations. b. Practice safety procedures during all mission rehearsals. c. Make on-the-spot safety corrections. <hr/> <p>Note: Safety is a part of realism, and realism includes building safety into training so that safe practices, which eliminate accidents, become second nature during war. FM 3-0 emphasizes the need for boldness and states that commanders must take "risks and tenaciously press soldiers and systems" as an imperative. However, such an imperative is founded on the premise that protecting the force to the maximum possible ensures winning the battle.</p>		

TASK PERFORMANCE / EVALUATION SUMMARY BLOCK							
ITERATION	1	2	3	4	5	M	TOTAL
TOTAL TASK STEPS EVALUATED							
TOTAL TASK STEPS "GO"							
TRAINING STATUS "GO"/"NO-GO"							

* indicates a leader task step.

SUPPORTING INDIVIDUAL TASKS

Task Number	Task Title	References
850-001-2000(SL2)	Employ Accident Prevention Measures and Risk Management Process	STP 21-24-SMCT
850-001-3001(SL3)	Control Mission Safety Hazard	STP 21-24-SMCT
850-001-4001(SL4)	Integrate Risk Management Into Platoon	STP 21-24-SMCT

SUPPORTING COLLECTIVE TASKS: None

OPFOR TASKS AND STANDARDS: None

ELEMENTS: Company Headquarters
 Three Collection and Jamming (C&J) Platoon Headquarters
 Electronic Warfare (EW) Platoon Headquarters
 Air Reconnaissance Platoon Headquarters

TASK: Establish and Operate a Single Channel Voice Radio Network With Single Channel Ground and Airborne Radio System (SINCGARS) System Improvement Program (SIP) (11-2-C302.34-0001)

(FM 24-18)	(FM 20-3)	(FM 24-1)
(FM 24-33)	(FM 24-35)	(FM 3-11.4)
(FM 3-5)		

ITERATION: 1 2 3 4 5 M (Circle)

COMMANDER/LEADER ASSESSMENT: T P U (Circle)

CONDITIONS: The element is tactically deployed and must establish the communications networks. Operators were briefed and issued signal operating instructions (SOI) and signal supplemental instructions (SSI) extracts, numerical cipher authenticated system, operations codes, and brevity lists. Situational hazards such as nuclear, biological, chemical (NBC) conditions; opposing forces (OPFORs); electronic warfare (EW); and directional finding ability exist. Some iterations of this task should be performed in mission-oriented protective posture level 4 (MOPP4).

TASK STANDARDS: Operators establish and enter a radio network no later than the time prescribed in the operation plan (OPLAN) or operation order (OPORD). The network is not compromised. Performance in MOPP4 increases the time required to complete the task.

TASK STEPS AND PERFORMANCE MEASURES	GO	NO-GO								
<p>1. The crew or operator installs radio set for operation.</p> <ul style="list-style-type: none"> a. Secures radios in mount. b. Connects audio accessories. c. Installs antennas. d. Performs before operation preventive maintenance checks and services (PMCS). <p>2. The crew/operator initializes single-channel ground and radio system (SINCGARS) system improvement program (SIP) for single-channel operations.</p> <ul style="list-style-type: none"> a. Turns VAA power switch (CB1) to on. b. Performs self-test by turning FCTN switch to TST. c. Takes SINCGARS out of Packet (PCKT) mode. Sets SINCGARS FCTN switch to SQ on. Presses DATA (4) key and CHG (&) key to take SINCGARS SIP out of PCKT mode. d. Loads variables: <ul style="list-style-type: none"> (1) Sets radio transmitter (RT) front panel switches as follows: <table border="0" style="margin-left: 20px;"> <tr> <td>FCTN</td> <td>LD</td> </tr> <tr> <td>CHAN</td> <td>MAN</td> </tr> <tr> <td>MODE</td> <td>FH-M</td> </tr> <tr> <td>COMSEC</td> <td>CT</td> </tr> </table> (2) Turns on automated network control device (ANCD). (3) Selects Radio and presses Enter. (4) Selects Send and presses Enter. 	FCTN	LD	CHAN	MAN	MODE	FH-M	COMSEC	CT		
FCTN	LD									
CHAN	MAN									
MODE	FH-M									
COMSEC	CT									

TASK STEPS AND PERFORMANCE MEASURES	GO	NO-GO
<p>(5) Selects Radio and presses Enter.</p> <p>(6) Selects icon and presses Enter.</p> <p>(7) Connects fill cable to RT J3 AUD/FILL connector and presses down arrow on ANCD.</p> <p>(8) Presses down arrow on ANCD.</p> <p>(9) Selects Y and presses Enter.</p> <p>(10) Presses LOAD key on RT keypad.</p> <p>(11) Turns RT FCTN switch to SQ ON.</p> <p>(12) Steps CHAN switch through channels 1-6 and observes fills.</p> <p>e. Sets SINCGARS MODE switch to SC.</p> <p>f. Sets SINCGARS MODE switch to LD.</p> <p>g. Presses FREQ key.</p> <p>h. Presses CLR key.</p> <p>i. Enters assigned single channel frequency (5 digits) and presses STO key.</p> <p>j. Sets SINCGARS SIP FCTN switch to SQ ON and sets communications security (COMSEC) switch to CT.</p> <p>k. Enters assigned FM radio network.</p> <p>l. Sets up SINCGARS for operation in the Packet mode.</p> <p>(1) Uses RCU (2) key and CHG (7) key to put SINCGARS in RT mode.</p> <p>(2) Uses DATA (4) key and CHG (7) key to put SINCGARS in PCKT mode.</p> <p>3. Crew/operator makes initial entry into the network.</p> <p>a. Obtains appropriate call signs, suffixes, and frequencies from the SOI and SSI.</p> <p>b. Enters radio network.</p> <p>c. Authenticates when challenged by network control station (NCS).</p> <p>4. Crew/operator recognizes frequency interference.</p> <p>a. Recognizes jamming/interference.</p> <p>b. Determines if interference is internal or external.</p> <p>c. Determines if interference is intentional or unintentional.</p> <p>5. Crew/operator initiates prescribed electronic protection (EP) techniques.</p> <p>a. Continues operation.</p> <p>b. Increases transmit power.</p> <p>c. Tunes receiver for maximum signal.</p> <p>d. Relocates antenna.</p> <p>e. Requests frequency change.</p> <p>f. Reports suspected jamming to immediate supervisor.</p> <p>g. Submits meaconing, intrusion, jamming, and interference (MIJI) FEEDER report.</p>		

TASK STEPS AND PERFORMANCE MEASURES	GO	NO-GO
<p>6. Crew/operator employs preventive electronic counter-countermeasures (ECCM) and radio procedures.</p> <ul style="list-style-type: none"> a. Uses only approved radiotelephone procedures, as required by the SOI and SSI. b. Encrypts and decrypts grid coordinates using the SOI and SSI (not necessary in secure voice operation). c. Keeps length and number of transmissions to a minimum (not more than 20 seconds per transmission). d. Uses lowest power setting required to communicate with desired stations. e. Uses correct call signs and frequencies. f. Observes periods of radio "listening" silence. g. Adheres to network discipline. 		

TASK PERFORMANCE / EVALUATION SUMMARY BLOCK							
ITERATION	1	2	3	4	5	M	TOTAL
TOTAL TASK STEPS EVALUATED							
TOTAL TASK STEPS "GO"							
TRAINING STATUS "GO"/"NO-GO"							

* indicates a leader task step.

SUPPORTING INDIVIDUAL TASKS

Task Number	Task Title	References
113-573-4003	Encode and Decode Message Using KTC 600(*) Tactical Operations Code	MOS E 31C 1

SUPPORTING COLLECTIVE TASKS: None

OPFOR TASKS AND STANDARDS

TASK: Conduct Electronic Warfare (34-OPFOR-1012)

CONDITION: Opposing force (OPFOR) Employs collection and direction-finding assets (ground and air) to monitor and locate enemy forces.

STANDARD: Locate the positions of enemy command, intelligence, and logistics units. Forward the locations of the positions to OPFOR headquarters. Use jamming signals against enemy radio receivers. Monitor enemy radio networks and report all information of intelligence value to OPFOR HQ.

ELEMENTS: Three Collection and Jamming (C&J) Platoon headquarters
 Three Voice Collection Teams
 Electronic Warfare (EW) Platoon Headquarters
 Air Reconnaissance Platoon Headquarters
 Five Electronic Warfare (EW) Teams
 Company Headquarters

TASK: Install/Operate/Maintain a Single Channel Ground and Airborne Radio System (SINCGARS) Frequency Hopping (FH) Network (11-3-1102.34-0001)

(FM 24-18)	(FM 20-3)	(FM 24-19)
(FM 24-33)	(FM 24-35)	(FM 3-11.4)
(FM 3-5)		

ITERATION: 1 2 3 4 5 M (Circle)

COMMANDER/LEADER ASSESSMENT: T P U (Circle)

CONDITIONS: The team was briefed and has signal operating instructions (SOI); signal supplemental instructions (SSI) extracts; and appropriate loading devices with keys, maps, and grid coordinates. Steps one through four of this task are accomplished in the motor pool or staging area prior to going to the field location. Some iterations of this task should be performed in mission-oriented protective posture level 4 (MOPP4).

TASK STANDARDS: The single-channel ground and airborne radio system (SINCGARS) radio sets are operational in accordance with the tactical standing operating procedures (TSOP) and the operation plan (OPLAN) or operation order (OPORD). Performance in MOPP4 increases time required to complete the task.

TASK STEPS AND PERFORMANCE MEASURES	GO	NO-GO
<p>Safety note: Follow all appropriate safety guidelines and regulations. All commanders who use the OE-254/RC-292 antenna families must comply with the following: (1) Follow procedures outlined in TM 11-5985-357-13. (2) Wear protective equipment when erecting and assembling the antennas (eye goggles, helmet, gloves). (3) Install element tip protectors (NSN: 5985-00-930-7223) or other suitable tip caps (locally modified tennis balls, rubber tubing, etc.) over the tip ends as authorized in Army Communications-Electronics Command (CECOM) Message 031800Z Feb 89. (4) Prohibit unauthorized modifications (use of camouflage poles in lieu of the OE-254 mast sections). (5) Prohibit raising the antenna past its maximum safe height. (6) Inspect all OE-254 antenna masts for the presence of "through" cracks around the notch before and after erection. Remove all antenna masts from service if "through" cracks of 1/4 inch (0.6 centimeters) or greater are identified and order replacement masts. (7) Use a gin pole or other suitable device to lift the antenna feed cone with elements off the ground to erect. This will reduce the stress placed on the antenna during erection. (8) Do not place an individual under the antenna during the erection process. (9) Remove one upper mast section as authorized by CECOM Message 101800Z Mar 90.</p>		

TASK STEPS AND PERFORMANCE MEASURES	GO	NO-GO
<p>*1. Check radios for completeness and operability.</p> <ul style="list-style-type: none"> a. Ensure vehicular and/or man pack systems are assembled correctly. <div style="border: 1px solid black; padding: 10px; margin: 10px 0; text-align: center;"> <p>WARNING</p> <p>High voltages exist at connector J1 on the mounting adapter. Be sure J1 is covered or capped when not in use.</p> </div> <ul style="list-style-type: none"> b. Ensure operator has logged amp-hours (man pack only). c. Ensure preoperational preventive maintenance checks and services (PMCS) are completed. <div style="border: 1px solid black; padding: 10px; margin: 10px 0; text-align: center;"> <p>CAUTION</p> <p>Radio frequency (RF) energy is present near the antenna during transmission. Maintain at least 30 inches (0.76 meter) between vehicular antenna and personnel during transmission. An antenna tip cap must be in place on the antenna. Tie down the antenna so the distance from the ground to the tip cap is 7 feet (2.13 meters) or more.</p> </div> <p>*2. Select the site.</p> <ul style="list-style-type: none"> a. Select primary and alternate locations within the general site. b. Establish and maintain camouflage discipline. c. Ensure location provides effective use of terrain in an electronic warfare environment. d. Ensure location avoids interference from power lines and other friendly sources of frequency interference. <p>3. Perform premission checks for SINCGARS hopping cold-start network opening.</p> <ul style="list-style-type: none"> a. Perform before-operation PMCS. b. Load transmission security key using AN/CYZ-10 automated network control devices (ANCD). c. Load hopset using AN/CYZ-10 (ANCD). d. Load traffic encryption key using KYK-13. <p>4. Network control station performs premission checks for SINCGARS frequency hopping cold-start network opening.</p> <ul style="list-style-type: none"> a. Performs preoperational PMCS. b. Loads transmission security key and hopset using AN/CYZ-10 (ANCD). c. Loads hopset using AN/CYZ-10 (ANCD). d. Loads traffic encryption key using KYK-13. 		

TASK STEPS AND PERFORMANCE MEASURES	GO	NO-GO
<ul style="list-style-type: none"> e. Loads frequency hopping sync time in accordance with SOI and SSI. f. Loads CUE frequency. g. Directs alternate network control station to load CUE frequency as required. h. Changes network identification in accordance with SOI and SSI. <p>5. Network control station opens network.</p> <ul style="list-style-type: none"> a. Issue network call in the secure mode on the MAN position channel. b. Issue electronic counter-countermeasures remote fill instructions and send electronic counter-countermeasures remote fill. c. Set channel switch to hopset channel and issue network call. d. Open network. e. Reset channel switch to MAN and call missing network members. f. Repeat cold-start. g. Set function switch to SQ ON. <p>6. Enter net.</p> <ul style="list-style-type: none"> a. Respond in correct sequence to network call. b. Store electronic counter-countermeasures remote fill, set channel switch to hopset channel, and function switch to SQ ON. c. Respond in correct sequence to network call. d. If electronic counter-countermeasures remote fill missed or heard no communications on hopset channel, reset channel switch to MAN and function switch to LO. e. Respond in sequence to network control station call. <p>7. Perform late network entry, CUE, and electronic counter-countermeasures remote fill method.</p> <ul style="list-style-type: none"> a. Perform premission checks for frequency hopping cold-start. b. Load CUE frequency in accordance with SOI and SSI. c. Initiate CUE call. d. Report into network. e. Switch to MAN channel and conduct cold-start network opening. <p>8. Use proper radio procedures.</p> <ul style="list-style-type: none"> a. Keep the length and number of transmissions to a minimum. b. Use the lowest power setting required to communicate. c. Use authorized call signs and frequencies. d. Observe periods of radio listening silence. e. Operate on a random schedule. f. Adhere to network discipline. <p>9. Recognize different types of interference.</p>		

TASK STEPS AND PERFORMANCE MEASURES	GO	NO-GO
<ul style="list-style-type: none"> a. Check RT SIG display when not transmitting if the display is constantly or intermittently higher than 1; discount antenna to determine if interference is internal or external. b. Notify maintenance of internal symptoms. c. Initiate electronic counter-countermeasures for external symptoms. <p>10. Initiate electronic counter-countermeasure actions.</p> <ul style="list-style-type: none"> a. Continue to operate. b. Do not disclose in the clear the effectiveness of the jamming. c. Reduce transmission speed. d. Increase transmitter power. e. Relocate antenna. f. Prepare and forward meaconing, intrusion, jamming, and interference (MIJI) feeder voice template message report to supervisor. <p>11. Extend the range of the radio station.</p> <ul style="list-style-type: none"> a. Inspect OE-254 for serviceability. b. Install OE-254 antenna (team method). c. Accomplish the transaction from the whip to OE-254 without unnecessary interruption of service. <p>12. The retransmission team establishes a retransmission site.</p> <ul style="list-style-type: none"> a. Installs and connects OE-354. b. Performs pre-operational PMCS. c. Loads CMD NET MAN frequency in radio C. d. Loads CMD NET MAN and CUE frequencies in radio D. e. Loads transmission security key and traffic encryption key into both radios (external communications security only). f. Loads hopset and traffic encryption key into both radios (internal communications security only). g. CUEs late network entry using radio D. h. Stores electronic counter-countermeasures remote fill in both radios. i. Charges radio D to RTS MAN and CUE frequencies and RTS network identification. j. Sets radios C and D function switches to retransmit. <p>13. Initiate network radio interface call.</p> <ul style="list-style-type: none"> a. Call the network radio interface operator on the network radio interface hopset channel or initiate a CUE call on the NCI CUE channel as required. b. Switch to network radio interface MAN channel. c. Establish communications on the network radio interface hopset channel. d. Identify telephone subscriber by call sign or telephone number. 		

TASK STEPS AND PERFORMANCE MEASURES	GO	NO-GO
<p>14. Maintain single channel ground and airborne radio system (SINCGARS) network.</p> <ul style="list-style-type: none"> a. Perform PMCS as required. b. Perform fault isolation as required. c. Perform user level maintenance as required. d. Evacuate faulty equipment as required. e. Complete all necessary entries in maintenance records. f. Report all uncorrected deficiencies to immediate supervisor. <p>15. Network control station closes the network.</p> <ul style="list-style-type: none"> a. Call network and issue close-down instructions. b. Receive acknowledgment in correct sequence. c. Acknowledge network members. d. Perform after-operation PMCS. 		

TASK PERFORMANCE / EVALUATION SUMMARY BLOCK							
ITERATION	1	2	3	4	5	M	TOTAL
TOTAL TASK STEPS EVALUATED							
TOTAL TASK STEPS "GO"							
TRAINING STATUS "GO"/"NO-GO"							

* indicates a leader task step.

SUPPORTING INDIVIDUAL TASKS

Task Number	Task Title	References
113-571-1022	Perform Voice Communications	STP 21-1-SMCT
113-573-8006	Use an Automated Signal Operation Instruction (SOI)	STP 21-24-SMCT
113-637-2001(SL1)	Communicate Via a Tactical Radio	STP 21-1-SMCT
301-806-1451	Operate SINCGARS Radio	STP 34-98G14-SM-TG
850-001-2000(SL2)	Employ Accident Prevention Measures and Risk Management Process	STP 21-24-SMCT
850-001-3001(SL3)	Control Mission Safety Hazard	STP 21-24-SMCT
850-001-4001(SL4)	Integrate Risk Management Into Platoon	STP 21-24-SMCT

SUPPORTING COLLECTIVE TASKS: None

OPFOR TASKS AND STANDARDS

TASK: Conduct Electronic Warfare (34-OPFOR-1012)

CONDITION: Opposing force (OPFOR) employs collection and direction-finding assets (ground and air) to monitor and locate enemy forces.

STANDARD: Locate the positions of enemy command, intelligence, and logistics units. Forward the locations of the positions to OPFOR headquarters. Use jamming signals against enemy radio receivers. Monitor enemy radio networks and report all information of intelligence value to OPFOR HQ.

TASK: Disrupt Enemy Movement and Operations Using Tactical Nuclear Weapons (34-OPFOR-1002)

CONDITION: Orders have been received to use tactical nuclear weapons in the enemy's rear area. Key locations have been identified.

STANDARD: Tactical nuclear missiles are delivered on target. Movement of equipment and supplies is disrupted or delayed to forward areas. Enemy equipment and supplies are destroyed. A high rate of nuclear casualties is inflicted among enemy troops.

TASK: Disrupt Enemy Movement and Operations Using Persistent and Nonpersistent Chemical Weapons (34-OPFOR-1001)

CONDITION: Conventional artillery weapons or aircraft are available to deliver chemical weapons. Routes and key bases in the rear area have been selected.

STANDARD: Chemical agents are delivered into targeted areas. The movement of enemy supplies and equipment to forward areas is delayed by disrupting command and control systems. Enemy movement is successfully channeled into predesignated ambush areas. Enemy supplies and equipment are contaminated. A high rate of casualties is inflicted on enemy forces.

TASK: Conduct Hasty Ambush (34-OPFOR-1003)

CONDITION: OPFOR element is moving in a concealed area when an enemy element is reported moving along an adjacent route.

STANDARD: The ambush site is prepared before the arrival of the enemy element. The enemy force is surprised and casualties are inflicted within the designated kill zone. Delay enemy march element from reaching its specified destination. Withdraw, on order, within 2 minutes of ambush initiation. Report results of mission to headquarters.

TASK: Conduct Raid (34-OPFOR-1009)

CONDITION: OPFOR element has occupied an objective rally point and has orders to conduct a raid on a rear area base.

STANDARD: Surprise the enemy forces. Assault enemy support base and accomplish assigned tasks. Specified equipment and supplies are destroyed. Decisive engagement is avoided. All personnel are withdrawn from the area within the prescribed time. The collected intelligence data satisfies the priority intelligence requirements (PIRs).

ELEMENTS: Three Collection and Jamming (C&J) Platoon Headquarters
 Air Reconnaissance Platoon Headquarters
 Company Headquarters
 Electronic Warfare (EW) Platoon Headquarters

TASK: Establish and Operate a Single Channel Voice Radio Network (11-3-C302.34-0001)
 (FM 24-18) (FM 24-1) (FM 24-19)
 (FM 24-33)

ITERATION: 1 2 3 4 5 M (Circle)

COMMANDER/LEADER ASSESSMENT: T P U (Circle)

CONDITIONS: The element is tactically deployed and must establish communications networks. Operators were briefed and have issued signal operating instructions (SOI) and signal supplemental instructions (SSI) extracts, numerical cipher, authentication system, operations codes, and brevity lists. Situational hazards such as nuclear, biological, and chemical (NBC) conditions, opposing force (OPFOR), electronic warfare, and directional finding ability exist. Some iterations of this task should be performed in mission-oriented protective posture level 4 (MOPP4).

TASK STANDARDS: Establishes and enters a radio network no later than the time prescribed in the operation order (OPORD) or operation plan (OPLAN). The network is not compromised. Performance in MOPP4 increases the time required to complete the task.

TASK STEPS AND PERFORMANCE MEASURES	GO	NO-GO
<ol style="list-style-type: none"> 1. Install radio set for operation. <ol style="list-style-type: none"> a. Secure radios in mount. b. Connect audio accessories. c. Install antennas. d. Perform before-operation preventive maintenance checks and services (PMCS). e. Perform operational checks for radios. 2. Make initial entry into radio network(s). <ol style="list-style-type: none"> a. Obtain appropriate call signs, suffixes, and frequencies from SOI and SSI. b. Enter a radio network. c. Authenticate when challenged by network control station. 3. Recognize frequency interference. <ol style="list-style-type: none"> a. Recognize jamming and interference. b. Determine if interference is internal or external. c. Determine if interference is intentional or unintentional. 4. Initiate prescribed electronic counter-countermeasures. <ol style="list-style-type: none"> a. Continue to operate. b. Increase transmitter power. c. Tune receiver for maximum signal. d. Relocate antenna. 		

TASK STEPS AND PERFORMANCE MEASURES	GO	NO-GO
<ul style="list-style-type: none"> e. Request frequency change. f. Report suspected jamming to immediate supervisor. g. Submit meaconing, intrusion, jamming, and interference (MIJI) feeder report. <p>5. Employ preventive electronic counter-countermeasures and radio procedures.</p> <ul style="list-style-type: none"> a. Load appropriate key variables using the AN/CYZ-10 (ANCD). b. Use only approved radiotelephone procedures as required by SOI and SSI. c. Encrypt and decrypt grid coordinates using the SOI and SSI (not necessary in secure voice operation). d. Keep the length and number of transmissions to a minimum (not more than 20 seconds per transmission). e. Use the lowest power setting possible to communicate with required stations. f. Use correct call signs and frequencies. g. Observe periods of radio listening silence. h. Adhere to network discipline. 		

TASK PERFORMANCE / EVALUATION SUMMARY BLOCK							
ITERATION	1	2	3	4	5	M	TOTAL
TOTAL TASK STEPS EVALUATED							
TOTAL TASK STEPS "GO"							
TRAINING STATUS "GO"/"NO-GO"							

* indicates a leader task step.

SUPPORTING INDIVIDUAL TASKS

Task Number	Task Title	References
113-573-4003	Encode and Decode Message Using KTC 600(*) Tactical Operations Code	STP 34-96R15-SM-TG
113-573-4006	Use the KTC 1400(*) Numeral Cipher/ Authentication System	STP 34-96R15-SM-TG
113-573-8006	Use an Automated Signal Operation Instruction (SOI)	STP 21-24-SMCT
113-637-2001(SL1)	Communicate Via a Tactical Radio	STP 21-1-SMCT
850-001-2000(SL2)	Employ Accident Prevention Measures and Risk Management Process	STP 21-24-SMCT
850-001-3001(SL3)	Control Mission Safety Hazard	STP 21-24-SMCT
850-001-4001(SL4)	Integrate Risk Management Into Platoon	STP 21-24-SMCT

SUPPORTING COLLECTIVE TASKS: None

OPFOR TASKS AND STANDARDS

TASK: Conduct Electronic Warfare (34-OPFOR-1012)

CONDITION: Opposing force (OPFOR) employs collection and direction-finding assets (ground and air) to monitor and locate enemy forces.

STANDARD: Locate the positions of enemy command, intelligence, and logistics units. Forward the locations of the positions to OPFOR headquarters. Use jamming signals against enemy radio receivers. Monitor enemy radio networks and report all information of intelligence value to OPFOR HQ.

TASK: Disrupt Enemy Movement and Operations Using Tactical Nuclear Weapons (34-OPFOR-1002)

CONDITION: Orders have been received to use tactical nuclear weapons in the enemy's rear area. Key locations have been identified.

STANDARD: Tactical nuclear missiles are delivered on target. Movement of equipment and supplies is disrupted or delayed to forward areas. Enemy equipment and supplies are destroyed. A high rate of nuclear casualties is inflicted among enemy troops.

TASK: Disrupt Enemy Movement and Operations Using Persistent and Nonpersistent Chemical Weapons (34-OPFOR-1001)

CONDITION: Conventional artillery weapons or aircraft are available to deliver chemical weapons. Routes and key bases in the rear area have been selected.

STANDARD: Chemical agents are delivered into targeted areas. The movement of enemy supplies and equipment to forward areas is delayed by disrupting command and control systems. Enemy movement is successfully channeled into predesignated ambush areas. Enemy supplies and equipment are contaminated. A high rate of casualties is inflicted on enemy forces.

TASK: Conduct Hasty Ambush (34-OPFOR-1003)

CONDITION: OPFOR element is moving in a concealed area when an enemy element is reported moving along an adjacent route.

STANDARD: The ambush site is prepared before the arrival of the enemy element. The enemy force is surprised and casualties are inflicted within the designated kill zone. Delay enemy march element from reaching its specified destination. Withdraw, on order, within 2 minutes of ambush initiation. Report results of mission to headquarters.

TASK: Conduct Air Attacks (34-OPFOR-1006)

CONDITION: OPFOR elements in the rear area have forwarded the coordinates of enemy facilities and elements. OPFOR aircraft have been dispatched to attack enemy installations or convoys.

STANDARD: Locate support sites, command and control facilities, and/or convoys. Conduct attack runs on designated targets. Enemy equipment, supplies, and vehicles are destroyed and enemy personnel are killed.

ELEMENTS: General Support (GS) Company Military Intelligence (MI) Battalion
 Company Headquarters
 Three Counterintelligence (CI) Teams
 Three Interrogation Teams
 Communication Section
 Three Collection and Jamming (C&J) Platoon Headquarters
 Three Transcription and Analysis (TRANS/ANAL) Teams
 Three Voice Collection Teams
 Three HF/VHF Electronic Countermeasure (ECM) Teams
 Electronic Warfare (EW) Platoon Headquarters
 Five Electronic Warfare (EW) Teams
 Six Electronic Warfare Teams
 Air Reconnaissance Platoon Headquarters
 Mission Plan Element
 Ground Control Element
 Launch/Recovery Section
 A/V Service Support Section

TASK: Install/Operate/Maintain a Single Channel Voice Radio Station (FM) (11-5-0102.34-0001)
 (FM 24-19) (FM 20-3) (FM 24-18)
 (FM 24-33) (FM 24-35) (FM 3-11.4)
 (FM 3-5)

ITERATION: 1 2 3 4 5 M (Circle)

COMMANDER/LEADER ASSESSMENT: T P U (Circle)

CONDITIONS: The team was briefed and has the signal operating instructions (SOI) and signal supplemental instructions (SSI) extract, appropriate keying devices for secure speech operations, maps, and grid coordinates. Some iterations of this task should be performed in mission-oriented protective posture level 4 (MOPP4).

TASK STANDARDS: The radio set is properly installed and fully operational in accordance with times specified in the operation plan (OPLAN) and operation order (OPORD). Performance in MOPP4 increases time required to complete the task.

TASK STEPS AND PERFORMANCE MEASURES	GO	NO-GO
<p>*1. Select site for equipment placement.</p> <ul style="list-style-type: none"> a. Select site for antenna mast(s). b. Ensure location provides the best cover and concealment possible. c. Ensure location provides the best possible physical security. d. Ensure location provides access to at least one escape route from the opposing forces. <p>2. Install radio set.</p> <ul style="list-style-type: none"> a. Perform before-operation preventive maintenance checks and services (PMCS). b. Set assigned frequency. c. Make required settings. d. Check for proper cable connections. e. Load variables in required encryption devices. 		

TASK STEPS AND PERFORMANCE MEASURES	GO	NO-GO
<p>*3. Prepare physical security plan.</p> <ul style="list-style-type: none"> a. Establish and maintain physical security and control of communications security for materials and documents containing essential elements of friendly information. b. Incorporate site defense into overall defense plan. <p>4. Operate radio set.</p> <ul style="list-style-type: none"> a. Use the lowest power setting possible to communicate with required stations. b. Establish contact. c. Properly enter network. d. Perform during operations PMCS. e. Remote radio set if required. <p>5. Extend the range of the radio station.</p> <ul style="list-style-type: none"> a. Select site for antenna installation. b. Install RC-292 or OE-254 antenna (team method). c. Ensure the number of antenna sections used for the radiating and ground plane elements conform to the operating frequency in accordance with the SOI and SSI when using RC-292 antenna. d. Accomplish the transition from whip to appropriate antenna without unnecessary interruption of service. <p>6. Install generator set if required.</p> <ul style="list-style-type: none"> a. Position generator set. b. Conduct pre-operational checks. c. Roll canvas inward and up if required. d. Unpack cables and equipment if required. e. Ground generator. f. Establish fuel point. g. Establish fire point. h. Start generator. i. Accomplish transition to generator power without unnecessary interruption of communications. j. Attempt to reduce generator noise by sandbagging or other appropriate means. <p>7. Employ preventive electronic counter-countermeasures techniques.</p> <ul style="list-style-type: none"> a. Preplan messages. b. Transmit quickly and precisely. c. Use low power when possible. d. Use antenna with shortest feasible range. 		

TASK STEPS AND PERFORMANCE MEASURES	GO	NO-GO
<ul style="list-style-type: none"> e. Select site that will mask signal from enemy interception. f. Use proper radiotelephone operator procedures. g. Operate on a random schedule. h. Encrypt all essential elements of friendly information category data. i. Authenticate when using nonsecure communications means. <p>8. Implement remedial electronic counter-countermeasures techniques.</p> <ul style="list-style-type: none"> a. Recognize jamming and interference. b. Determine if interference is from internal or external source. c. Determine if interference is unintentional or intentional. d. Notify immediate supervisor of suspected jamming. e. Continue to operate. f. Increase transmitter power. g. Reroute traffic using alternate means. h. Relocate antenna. i. Request change of frequency. j. Submit meaconing, intrusion, jamming, and interference (MIJI) feeder voice template message report. <p>9. Assume the duties of network control station.</p> <ul style="list-style-type: none"> a. Initiate network call. b. Control entry and departure of stations in the network. c. Monitor the network and correct errors in operating procedures. d. Impose or lift listening silence. e. Close the network. <p>10. Maintain radio equipment.</p> <ul style="list-style-type: none"> a. Perform PMCS as required. b. Perform fault isolation as required. c. Perform user level maintenance as required. d. Evacuate faulty equipment as required. e. Complete all necessary entries in maintenance records. f. Report all uncorrected deficiencies to immediate supervisor. 		

TASK PERFORMANCE / EVALUATION SUMMARY BLOCK							
ITERATION	1	2	3	4	5	M	TOTAL
TOTAL TASK STEPS EVALUATED							
TOTAL TASK STEPS "GO"							
TRAINING STATUS "GO"/"NO-GO"							

* indicates a leader task step.

SUPPORTING INDIVIDUAL TASKS

Task Number	Task Title	References
113-573-4003	Encode and Decode Message Using KTC 600(*) Tactical Operations Code	STP 34-96R15-SM-TG
113-573-4006	Use the KTC 1400(*) Numeral Cipher/Authentication System	STP 34-96R15-SM-TG
113-573-8006	Use an Automated signal Operation Instruction (SOI)	STP 21-24-SMCT
113-637-2001(SL1)	Communicate Via a Tactical Radio	STP 21-1-SMCT
850-001-2000(SL2)	Employ Accident Prevention Measures and Risk Management Process	STP 21-24-SMCT
850-001-3001(SL3)	Control Mission Safety Hazard	STP 21-24-SMCT
850-001-4001(SL4)	Integrate Risk Management Into Platoon	STP 21-24-SMCT

SUPPORTING COLLECTIVE TASKS: None

OPFOR TASKS AND STANDARDS

TASK: Conduct Electronic Warfare (34-OPFOR-1012)

CONDITION: Opposing force (OPFOR) employs collection and direction-finding assets (ground and air) to monitor and locate enemy forces.

STANDARD: Locate the positions of enemy command, intelligence, and logistics units. Forward the locations of the positions to OPFOR headquarters. Use jamming signals against enemy radio receivers. Monitor enemy radio networks and report all information of intelligence value to OPFOR HQ.

TASK: Disrupt Enemy Movement and Operations Using Tactical Nuclear Weapons (34-OPFOR-1002)

CONDITION: Orders have been received to use tactical nuclear weapons in the enemy's rear area. Key locations have been identified.

STANDARD: Tactical nuclear missiles are delivered on target. Movement of equipment and supplies is disrupted or delayed to forward areas. Enemy equipment and supplies are destroyed. A high rate of nuclear casualties is inflicted among enemy troops.

TASK: Disrupt Enemy Movement and Operations Using Persistent and Nonpersistent Chemical Weapons (34-OPFOR-1001)

CONDITION: Conventional artillery weapons or aircraft are available to deliver chemical weapons. Routes and key bases in the rear area have been selected.

STANDARD: Chemical agents are delivered into targeted areas. The movement of enemy supplies and equipment to forward areas is delayed by disrupting command and control systems. Enemy movement is successfully channeled into predesignated ambush areas. Enemy supplies and equipment are contaminated. A high rate of casualties is inflicted on enemy forces.

TASK: Conduct Hasty Ambush (34-OPFOR-1003)

CONDITION: OPFOR element is moving in a concealed area when an enemy element is reported moving along an adjacent route.

STANDARD: The ambush site is prepared before the arrival of the enemy element. The enemy force is surprised and casualties are inflicted within the designated kill zone. Delay enemy march element from reaching its specified destination. Withdraw, on order, within 2 minutes of ambush initiation. Report results of mission to headquarters.

ELEMENT: Company Headquarters

TASK: Operate the Company Command Post (17-2-3808.34-0002)
 (FM 100-1) (FM 6-0) (FM 3-0)

ITERATION: 1 2 3 4 5 M (Circle)

COMMANDER/LEADER ASSESSMENT: T P U (Circle)

CONDITIONS: The company is conducting tactical operations. The company command post has all equipment and supplies in accordance with the operation order (OPORD) and fragmentary order (FRAGO), company standing operating procedures (SOP), and/or commander's guidance. Additional combat support and combat service support (CSS) assets are available to sustain operations. Threat contact is possible. Some iterations of this task should be performed in mission-oriented protective posture level 4 (MOPP4).

TASK STANDARDS: Command post personnel performs all assigned tasks in accordance with the OPORD, FRAGO, SOP, and/or commander's guidance. It conducts command post operations, regardless of the tactical situation, while either moving or stationary. It maintains situational awareness by receiving, processing, recording, plotting, tracking, and reporting information to the company commander, company elements, and/or the company's higher headquarters, as necessary. If available, the company uses digital communications equipment as necessary, or as directed, to accomplish the mission.

TASK STEPS AND PERFORMANCE MEASURES	GO	NO-GO
<p>*1. Executive officer or commander directs movement of company command post.</p> <ul style="list-style-type: none"> a. Positions command post where it can maintain communications with higher units and subordinate elements. b. Displaces, as necessary, to maintain communications throughout operation. c. Employs appropriate movement techniques, based on terrain, visibility, and probability of threat contact. d. Occupies position providing good cover, concealment, and limited access to civilian population unless mission dictates otherwise. e. Establishes camouflage and local security. f. Establishes communications with higher headquarters and subordinate elements (FM voice and digital). g. Conducts rehearsals of defense plans, including occupation of fighting positions covering possible avenues of approach. h. Reconnoiters and prepares alternate site for command post and as many subsequent command post sites as required. i. Rehearses movement to alternate and subsequent command post sites. <p>2. Executive officer (XO), or commander and command post personnel monitor operations and maintain situational awareness from company command post.</p> <ul style="list-style-type: none"> a. Operate as network control station for troop command network. b. Monitor company and battalion radio networks (company command, battalion command, battalion operations and intelligence) and enter the battalion administrative/logistics network, as needed. c. Manage flow of information between company and battalion. <p>(1) Maintain operations log and operations map, continuously track operations,</p>		

TASK STEPS AND PERFORMANCE MEASURES	GO	NO-GO
<p>update situational awareness, and track locations of subordinate and adjacent units.</p> <p>(2) Provide commander and subordinate leaders with periodic updates of friendly and threat units to the front, flanks, and rear and information on civilian personnel and activities.</p> <p>(3) Report unit location(s) in a secure manner when required (FM voice/digital).</p> <p>(4) Record and plot all spot reports and forwards them to battalion command post.</p> <p>(5) Process information, prepare and submit all reports in accordance with SOP to higher headquarters (FM voice/digital).</p> <p>(6) Forward battalion orders and other critical information to company commander.</p> <p>(7) Distribute air attack warnings to all company elements.</p> <p>(8) Maintain accurate status reports for all subordinate elements (for example, combat power and maintenance status, classes of supply, pre-combat inspection completion).</p> <p>d. Perform troop nuclear, biological, and chemical (NBC) defense activities.</p> <p>(1) Distribute NBC attack warnings to all company elements.</p> <p>(2) Supervise radiological monitoring, chemical detection, and decontamination operations.</p> <p>e. Assisted by company first sergeant (1SG), plans and coordinates CSS for the company.</p> <p>3. Command post personnel react to indirect fire.</p> <hr/> <p>Note: Items such as camouflage networks and wire lines are not recovered at this time.</p> <hr/> <p>a. Don masks.</p> <p>b. Button up.</p> <p>c. Move out of impact area.</p> <p>d. Occupy alternate or subsequent command post site, as necessary.</p> <p>e. Reestablish communications with subordinate elements and battalion command post and continue to monitor operations.</p> <p>4. Command post group defends the command post.</p> <p>a. Establishes local security.</p> <p>b. Engages attacking threat forces with appropriate direct fire weapons.</p> <p>c. Submits spot report to company commander and battalion command post.</p> <p>d. Disengages and moves on covered and concealed route to subsequent command post site.</p>		

* indicates a leader task step.

TASK PERFORMANCE / EVALUATION SUMMARY BLOCK							
ITERATION	1	2	3	4	5	M	TOTAL

TOTAL TASK STEPS EVALUATED							
TOTAL TASK STEPS "GO"							
TRAINING STATUS "GO"/"NO-GO"							

SUPPORTING INDIVIDUAL TASKS

Task Number	Task Title	References
031-503-1018(SL1)	React to Nuclear Hazard or Attack	STP 21-1-SMCT
031-503-1019(SL1)	React to Chemical or Biological Hazard or Attack	STP 21-1-SMCT
031-503-3005(SL2)	Submit NBC 1 Report	STP 21-24-SMCT
031-503-3008(SL2)	Implement Mission-Oriented Protective Posture	STP 21-24-SMCT
031-503-4002(SL2)	Supervise Unit Preparation for NBC Attack	STP 21-24-SMCT
031-506-1053(SL2)	Report NBC Information Using NBC 4 Report	STP 21-24-SMCT
071-326-3013(SL3)	Conduct a Tactical Road March	STP 21-24-SMCT
071-326-5805(SL3)	Conduct a Route Reconnaissance Mission	STP 21-24-SMCT
071-329-1006(SL1)	Navigate From One Point on the Ground to Another Point While Dismounted	STP 21-1-SMCT
071-329-1019(SL2)	Use a Map Overlay	STP 21-24-SMCT
071-329-1030(SL1)	Navigate From One Point on the Ground to Another Point While Mounted	STP 21-1-SMCT
071-332-5000(SL3)	Prepare an Operation Overlay	STP 21-24-SMCT
071-332-5021(SL3)	Prepare a Situation Map	STP 21-24-SMCT
301-371-1000(SL1)	Report Intelligence Information	STP 21-1-SMCT
301-371-1050(SL1)	Implement Operations Security (OPSEC) Measures	STP 21-1-SMCT
441-091-3000(SL3)	Supervise the Implementation of Air Defense Measures	STP 21-24-SMCT
551-721-4326(SL4)	Perform Duties as Convoy Commander	STP 21-24-SMCT
551-88M-0001(SL3)	Lead a Convoy Serial/March Unit	STP 21-24-SMCT
805C-PAD-2060(SL2)	Report Casualties	STP 21-24-SMCT
850-001-2000(SL2)	Employ Accident Prevention Measures and Risk Management Process	STP 21-24-SMCT
850-001-3001(SL3)	Control Mission Safety Hazard	STP 21-24-SMCT
850-001-4001(SL4)	Integrate Risk Management Into Platoon	STP 21-24-SMCT

SUPPORTING COLLECTIVE TASKS: None

OPFOR TASKS AND STANDARDS

TASK: Disrupt Enemy Movement and Operations Using Tactical Nuclear Weapons (34-OPFOR-1002)

CONDITION: Orders have been received to use tactical nuclear weapons in the enemy's rear area. Key locations have been identified.

STANDARD: Tactical nuclear missiles are delivered on target. Movement of equipment and supplies is disrupted or delayed to forward areas. Enemy equipment and supplies are destroyed. A high rate of nuclear casualties is inflicted among enemy troops.

TASK: Conduct Aerial Reconnaissance (34-OPFOR-1007)

CONDITION: Opposing force (OPFOR) HQ requires intelligence on the location and identification of enemy elements. Aircraft is dispatched to take photographs and conduct a visual inspection of enemy area.

STANDARD: Locate and photograph enemy positions in assigned sectors, including support and storage bases and command and control facilities. Visual checks are conducted when possible. The enemy is not engaged. Priority intelligence requests and other information requirements (IRs) are reported to OPFOR HQ.

TASK: Disrupt Enemy Movement and Operations Using Persistent and Nonpersistent Chemical Weapons (34-OPFOR-1001)

CONDITION: Conventional artillery weapons or aircraft are available to deliver chemical weapons. Routes and key bases in the rear area have been selected.

STANDARD: Chemical agents are delivered into targeted areas. The movement of enemy supplies and equipment to forward areas is delayed by disrupting command and control systems. Enemy movement is successfully channeled into predesignated ambush areas. Enemy supplies and equipment are contaminated. A high rate of casualties is inflicted on enemy forces.

TASK: Conduct Electronic Warfare (34-OPFOR-1012)

CONDITION: OPFOR employs collection and direction-finding assets (ground and air) to monitor and locate enemy forces.

STANDARD: Locate the positions of enemy command, intelligence, and logistics units. Forward the locations of the positions to OPFOR headquarters. Use jamming signals against enemy radio receivers. Monitor enemy radio networks, and report all information of intelligence value to OPFOR HQ.

TASK: Conduct Hasty Ambush (34-OPFOR-1003)

CONDITION: OPFOR element is moving in a concealed area when an enemy element is reported moving along an adjacent route.

STANDARD: The ambush site is prepared before the arrival of the enemy element. The enemy force is surprised and casualties are inflicted within the designated kill zone. Delay enemy march element from reaching its specified destination. Withdraw, on order, within 2 minutes of ambush initiation. Report results of mission to headquarters.

TASK: Conduct Air Attacks (34-OPFOR-1006)

CONDITION: OPFOR elements in the rear area have forwarded the coordinates of enemy facilities and elements. OPFOR aircraft have been dispatched to attack enemy installations or convoys.

STANDARD: Locate support sites, command and control facilities, and/or convoys. Conduct attack runs on designated targets. Enemy equipment, supplies, and vehicles are destroyed and enemy personnel are killed.

TASK: Conduct Sniper Operations (34-OPFOR-1005)

CONDITION: OPFOR element has received a sniper mission from headquarters. Snipers are assigned missions in the enemy rear area along major supply routes and near support sites.

STANDARD: Infiltrate enemy area of operations and set up a well-concealed location. Vehicle drivers or personnel on foot are engaged with short bursts of semiautomatic fire. Selected targets are killed or wounded. Prevent position from being discovered and evacuate the area without being detected. Results of the operation are reported to OPFOR headquarters.

TASK: Conduct Raid (34-OPFOR-1009)

CONDITION: OPFOR element has occupied an objective rally point and has orders to conduct a raid on a rear area base.

STANDARD: Surprise the enemy forces. Assault enemy support base and accomplish assigned tasks. Specified equipment and supplies are destroyed. Decisive engagement is avoided. All personnel are

withdrawn from the area within the prescribed time. The collected intelligence data satisfies the priority intelligence requirements (PIRs).

ELEMENTS: Three Collection and Jamming (C&J) Platoon Headquarters
 Electronic Warfare (EW) Platoon Headquarters
 Air Reconnaissance Platoon Headquarters
 Company Headquarters

TASK: Conduct Troop-Leading Procedures (17-3-0065.34-0001)
 (FM 17-97) (FM 3-20.98)

ITERATION: 1 2 3 4 5 M (Circle)

COMMANDER/LEADER ASSESSMENT: T P U (Circle)

CONDITIONS: The platoon has received an operation order (OPORD), fragmentary order (FRAGO), or warning order (WARNO) from the commander. It has a map with overlays, graphic control measures, and applicable standing operating procedures (SOP). The order specifies the time of movement and describes the enemy situation. The platoon has conducted linkup with any attachments. Time is available to conduct troop-leading procedures. Some iterations of this task should be performed in mission-oriented protective posture level 4 (MOPP4).

TASK STANDARDS: The platoon is prepared to move by the time specified in the order with operational weapons, equipment, and basic load of supplies as specified by the order and platoon leader. All personnel can explain the higher unit mission, the higher commander's intent, the platoon mission, and their specific tasks and duties to support the mission. All attachments are received, briefed, and inspected.

TASK STEPS AND PERFORMANCE MEASURES	GO	NO-GO
<p>Note: The format used in this training and evaluation outline (T&EO) to outline task steps and performance measures parallels the eight steps of troop-leading procedures. Steps are generally conducted concurrently rather than sequentially. In addition, troop-leading procedures must be adapted to the factors of mission, enemy, troops, terrain, time available, and civilian considerations (METT-TC) that affect the platoon's area of operations, especially the time available for planning and preparation. The platoon leader may have to abbreviate, combine, or even eliminate steps as the situation dictates.</p> <p>Although the platoon leader holds ultimate responsibility for troop-leading procedures, the platoon sergeant (PSG) assists with and/or conducts many activities within the process.</p> <hr/> <p>*1. Platoon leader or PSG receives and analyzes the mission.</p> <p>a. Receives the mission from the commander.</p> <p>(1) Obtains clarification of all aspects of mission from the commander (commander's intent/implied tasks).</p> <p>(2) Coordinates with higher headquarters, adjacent units, and combat support elements (including sensor support).</p> <p>(3) Disseminates all pertinent information contained in the WARNO, and/or disseminates initial WARNO as quickly as possible.</p> <p>b. Analyzes the mission.</p> <p>(1) Conducts initial METT-TC analysis, focusing on mission and time requirements.</p> <hr/> <p>Note: Refer to performance measure 3b for details of METT-TC analysis.</p>		

TASK STEPS AND PERFORMANCE MEASURES	GO	NO-GO
<p>(2) Develops reverse planning schedule to ensure all tasks can be accomplished.</p> <hr/> <p>Note: Platoon leader or PSG uses approximately one-third of available time for planning, to include issuing the OPORD. He or she allocates the remaining two-thirds of available time to vehicle commanders to plan and prepare for the upcoming mission.</p> <hr/> <p>*2. Platoon leader, PSG, or section leaders issue the WARNO(s), including, at a minimum, the following information:</p> <hr/> <p>Note: The platoon leader or PSG issues the initial WARNO as soon as possible after receiving the mission so vehicle commanders and section leaders can start their planning and preparation. He or she issues subsequent WARNOs as more information becomes available or as the situation changes.</p> <hr/> <ul style="list-style-type: none"> a. Task organization of the platoon. b. Situation. c. Operational graphics. d. Time and nature of the operation. e. Intelligence and human intelligence objectives. f. The earliest time of movement. g. The time and place the OPORD will be issued. h. Delegation/assignment of preparatory tasks to the platoon leader, PSG, vehicle commanders, and section leaders. These include, but are not limited to, the following: <ul style="list-style-type: none"> (1) Graphics production. (2) Development of terrain model. (3) Coordination requirements. (4) Combat service support (CSS) requirements. (5) Precombat checks and inspections. (6) Rehearsals. <p>*3. Platoon leader makes a tentative plan.</p> <hr/> <p>Note: The scope of the platoon leader's activities in this troop-leading step is directly affected by the amount of detail and instruction in the commander's OPORD. The OPORD normally specifies the platoon plan and maneuver requirements. The platoon leader is then responsible for analyzing the commander's plan and scheme of maneuver and adapting them to the platoon level. However, the platoon leader must be prepared to develop his plan with a minimum of information and direction from the commander. This involves a detailed METT-TC analysis (as outlined in performance measure 3b of this T&EO) and development of platoon tasks and courses of action (COAs).</p> <hr/>		

TASK STEPS AND PERFORMANCE MEASURES	GO	NO-GO
<p>a. If the commander's OPORD specifies the platoon plan, the platoon leader reviews and analyzes platoon tasks as developed in the commander's scheme of maneuver.</p> <p>(1) Reviews the platoon's role in the scheme of maneuver in relation to the factors of METT-TC.</p> <p>(2) Identifies critical METT-TC considerations that affect the platoon plan.</p> <hr/> <p>Note: These considerations may have been addressed in the OPORD.</p> <hr/> <p>(3) Based on METT-TC considerations, identifies deficiencies, and/or issues in the plan and reports them to the commander.</p> <p>(4) Adjusts reverse planning schedule as required. OR</p> <p>b. If the commander's OPORD does not provide a detailed platoon plan or scheme of maneuver and time is available, the platoon leader conducts a detailed METT-TC analysis.</p> <p>(1) Platoon leader performs mission analysis and identifies the following:</p> <p>(a) Mission and intent of the commander two levels up.</p> <p>(b) Specified tasks.</p> <p>(c) Implied tasks.</p> <p>(2) Platoon leader performs enemy analysis and identifies the following:</p> <p>(a) Current and/or probable enemy locations.</p> <p>(b) Enemy's composition and capabilities.</p> <p>(c) Enemy's most probable COA.</p> <p>(3) Platoon leader performs terrain and weather analysis and identifies the following:</p> <p>(a) Location of all existing and reinforcing obstacles and determines how they will affect maneuver and how the platoon can use them to its advantage.</p> <p>(b) Most likely locations for enemy-emplaced obstacles and determines how the platoon can maneuver around or breach them.</p> <p>(c) Most advantageous avenues of approach for both the enemy and the platoon.</p> <p>(d) Key terrain and determines how it can be used by the platoon to support the mission.</p> <p>(e) Positions from which enemy can observe and engage platoon.</p> <p>(f) Positions from which the platoon can effectively observe and engage the enemy.</p> <p>(g) Routes and natural firing positions within area of operations that offer effective cover and concealment.</p> <p>(h) Effects of current and expected weather on smoke or nuclear, biological, and chemical (NBC) operations.</p>		

TASK STEPS AND PERFORMANCE MEASURES	GO	NO-GO
<ul style="list-style-type: none"> (i) Effects of recent weather conditions on the area of operations. (j) Effects of weather and light conditions on future operations, including effects on personnel, equipment, and vehicles. (4) Platoon leader performs personnel and equipment analysis and identifies the following: <ul style="list-style-type: none"> (a) Platoon's supply status (ammunition, fuel, and other necessary items). (b) Present condition of vehicles, equipment, and personnel. (c) Present state of training and morale of the platoon. (d) Amount of sleep personnel have had or will be able to get prior to the mission. (e) Attachments that the platoon has and/or needs to accomplish the mission. (5) Platoon leader performs time analysis and identifies the following: <ul style="list-style-type: none"> (a) Movement times and other milestones specified in the WARNO, OPORD, and FRAGO, including likely times the enemy may conduct operations. (b) Effects of weather on movement times. (c) Effects of NBC operations on movement times. (d) Priorities of work the platoon can accomplish in the time available prior to start of the mission. (e) A revised time line that will enable the platoon to accomplish all necessary tasks. 		
<hr/> <p>Note: The platoon leader uses backward planning to refine the tentative time line.</p> <hr/>		
<ul style="list-style-type: none"> c. Incorporates products developed in the intelligence preparation of the battlefield process into the METT-TC analysis. d. Using results of the METT-TC analysis and intelligence preparation of the battlefield process, develops one or more platoon COAs that address all specified, implied, and essential tasks. <hr/>		
<p>Note: COAs are developed and presented using the OPORD format.</p> <hr/>		
<ul style="list-style-type: none"> e. Identifies reconnaissance requirements. f. Identifies additional coordination requirements. 		

TASK STEPS AND PERFORMANCE MEASURES	GO	NO-GO
<p>g. Evaluates advantages and disadvantages of each COA and makes tentative selection of most favorable COA.</p> <hr/> <p>Note: Final selection of the COA to be used in the operation is made when the platoon leader completes his or her plan. Refer to task step 6 of this task.</p> <hr/> <p>h. Adjusts reverse planning schedule as required to incorporate the selected COA.</p> <p>*4. Platoon leader or PSG initiates movement (in accordance with the WARNO, OPORD, FRAGO, and/or unit SOP).</p> <ul style="list-style-type: none"> a. Directs platoon to assume the appropriate readiness condition level. b. Dispatches quartering party, as necessary. c. Directs platoon to begin priorities of work. d. Designates a leader to conduct a time-distance check of the route to the start point. e. Positions the platoon in an advantageous location to prepare for the upcoming mission. <p>5. Platoon conducts reconnaissance.</p> <ul style="list-style-type: none"> a. Conducts ground, air, or map reconnaissance in accordance with METT-TC. <hr/> <p>Note: At a minimum, platoon leader and other leaders conduct a map reconnaissance focusing on terrain analysis.</p> <hr/> <ul style="list-style-type: none"> b. Confirms the initial march route to the line of departure, start point (SP), or initial positions; if possible, checks some of the area beyond the line of departure. c. Platoon leader or PSG adjusts the tentative plan based on results of the reconnaissance. <p>*6. Platoon leader completes the plan.</p> <ul style="list-style-type: none"> a. Selects best available COA based on METT-TC analysis and reconnaissance. b. Completes details of how the platoon will accomplish each task. c. Develops platoon graphics to further define his or her area of responsibility and to aid in command and control of the platoon, as necessary. d. Integrates the fire support plan into platoon operations to support the scheme of maneuver. e. Develops a communications plan. f. Integrates combat support and combat service support (CSS) elements into the plan. g. Based on information from the commander and subsequent reconnaissance, continues to update the plan and ensures the plan complies with the commander's OPORD and FRAGO. 		

TASK STEPS AND PERFORMANCE MEASURES	GO	NO-GO
<p>*7. Platoon leader and PSG issue the order.</p> <hr/> <p>Note: Units may wish to develop an OPORD checklist to allow a detailed evaluation of this leader task step. Refer to FM 3-20.15 or SOP for items that can be included in such a checklist.</p> <hr/> <ul style="list-style-type: none"> a. Use the five-paragraph OPORD format. b. Depending on METT-TC factors, use one of the following methods to enhance understanding of the order: <ul style="list-style-type: none"> (1) Issue order from a vantage point overlooking the actual terrain to be used for the mission. (2) Issue order using a terrain model that depicts the area of operations. (3) Issue order using sketches/drawings to help illustrate the plan. (4) Issue order using a map and overlay. c. Ensure vehicle commanders and section leaders have posted all overlays on their maps and that overlays match the platoon leader's overlay. d. Ensure vehicle commanders and section leaders understand the intent of the commander two levels up. e. Ensure vehicle commanders/section leaders understand the enemy and friendly situations as well as all tasks for which they are responsible. f. Use confirmation briefings to ensure vehicle commanders understand the order. <p>*8. Platoon leader, PSG, and vehicle commanders supervise and refine platoon preparations.</p> <hr/> <p>Note: The activities covered in this task step begin immediately upon receipt of the OPORD and continue concurrently with the other troop-leading steps.</p> <hr/> <ul style="list-style-type: none"> a. Vehicle commanders brief crews on the platoon mission based on platoon leader's OPORD. b. Platoon leader conducts back briefs and rehearsals. <ul style="list-style-type: none"> (1) Conducts crew back briefs to ensure all crewmen have been briefed by their vehicle commander and each crew's plan complies with the platoon leader's concept of the operation. (2) Conducts a platoon rehearsal (full-force or reduced-force, depending on available time and resources) based on the following criteria: <ul style="list-style-type: none"> (a) Rehearsals can be conducted on the actual terrain to be used in the operation or by means of a terrain model, sand table, rock drill, or map. (b) Rehearsals include any attachments and integrate combat support and CSS elements. (c) At a minimum, rehearsals cover key events such as actions on expected contact and actions at the objective. c. PSG directs and supervises resupply operations. 		

TASK STEPS AND PERFORMANCE MEASURES	GO	NO-GO
<p>d. Vehicle commanders supervise each crew's precombat checks. Checks include, but are not limited to, the following:</p> <ul style="list-style-type: none"> (1) Before-operations preventive maintenance checks and services (PMCS) are conducted for vehicles, weapon systems, communications, and NBC equipment. (2) PMCS deficiencies are reported to maintenance and/or repaired, if possible. (3) Prefire checks are conducted for all weapon systems. (4) Weapon systems are boresighted, if applicable. (5) Machine guns are test-fired, if possible. (6) Each vehicle is loaded in accordance with the unit load plan or unit SOP. (7) All required items are resupplied, including the following: <ul style="list-style-type: none"> (a) Rations. (b) Water. (c) Petroleum, oils, and lubricants. (d) Ammunition and pyrotechnics. (e) Batteries for all equipment. (8) If METT-TC allows, vehicles are camouflaged to match the area of operations. (9) Platoon members are in correct uniform. (10) Each soldier's knowledge of the plan is tested to ensure he knows the commander's and platoon leader's intent. (11) Status of precombat checks is reported to the PSG. <p>e. Platoon leader, PSG, and designated representatives conduct precombat inspection to ensure crews have completed all required precombat checks.</p> <ul style="list-style-type: none"> (1) PSG identifies key inspection areas and items (based on METT-TC) and develops precombat inspection plan. (2) Platoon leader and PSG assign areas of responsibility for the precombat inspection. (3) PSG determines time line for precombat inspection requirements. (4) PSG or designated representatives inspect required areas and items to ensure they are present, functional, clean, and/or complete. (5) Platoon leader inspects selected areas and items to ensure they are present, functional, clean, and/or complete. (6) Platoon leader tests soldiers' and leaders' knowledge of the mission. <p>f. Platoon leader and PSG continue to supervise and refine throughout execution of the operation.</p> <ul style="list-style-type: none"> (1) Upon receipt of a FRAGO from higher headquarters, continue to execute the mission, making any adjustments as directed in the FRAGO. OR (2) Upon change of mission, conduct troop-leading procedures and execute new mission. 		

TASK PERFORMANCE / EVALUATION SUMMARY BLOCK							
ITERATION	1	2	3	4	5	M	TOTAL
TOTAL TASK STEPS EVALUATED							
TOTAL TASK STEPS "GO"							
TRAINING STATUS "GO"/"NO-GO"							

* indicates a leader task step.

SUPPORTING INDIVIDUAL TASKS

Task Number	Task Title	References
850-001-2000(SL2)	Employ Accident Prevention Measures and Risk Management Process	STP 21-24-SMCT
850-001-3001(SL3)	Control Mission Safety Hazard	STP 21-24-SMCT
850-001-4001(SL4)	Integrate Risk Management Into Platoon	STP 21-24-SMCT

SUPPORTING COLLECTIVE TASKS: None

OPFOR TASKS AND STANDARDS

TASK: Conduct Aerial Reconnaissance (34-OPFOR-1007)

CONDITION: Opposing force (OPFOR) HQ requires intelligence on the location and identification of enemy elements. Aircraft is dispatched to take photographs and conduct a visual inspection of enemy area.

STANDARD: Locate and photograph enemy positions in assigned sectors, including support and storage bases and command and control facilities. Visual checks are conducted when possible. The enemy is not engaged. Priority intelligence requests and other information requirements (IRs) are reported to OPFOR HQ.

TASK: Conduct Air Attacks (34-OPFOR-1006)

CONDITION: OPFOR elements in the rear area have forwarded the coordinates of enemy facilities and elements. OPFOR aircraft have been dispatched to attack enemy installations or convoys.

STANDARD: Locate support sites, command and control facilities, and/or convoys. Conduct attack runs on designated targets. Enemy equipment, supplies, and vehicles are destroyed and enemy personnel are killed.

ELEMENTS: General Support (GS) Company Military Intelligence (MI) Battalion
 Company Headquarters
 Three Collection and Jamming (C&J) Platoon Headquarters
 Electronic Warfare (EW) Platoon Headquarters
 Air Reconnaissance Platoon Headquarters

TASK: Conduct a Convoy (55-2-C324.34-0001)
 (FM 55-30) (FM 21-16)

ITERATION: 1 2 3 4 5 M (Circle)

COMMANDER/LEADER ASSESSMENT: T P U (Circle)

CONDITIONS: An operation order (OPORD) requires the element to move and conduct operations at a new location. The OPORD provides the new location. Threat mounted forces up to company size have been operating in the area through which the route passes. The company standing operating procedures (SOP) with movement readiness levels and the current load plans are available. The convoy is performed during daylight and darkness, including blackout conditions. Radio and visual signals will be used for convoy control. Column may conduct halts. Some iterations of this task should be performed in mission-oriented protective posture level 4 (MOPP4).

TASK STANDARDS: The company conducts the convoy and arrives at its new location by the time specified in the OPORD. Time required to conduct the convoy increases when conducting task in MOPP4.

TASK STEPS AND PERFORMANCE MEASURES	GO	NO-GO
<p>*1. Company commander conducts a map reconnaissance using all available positional, navigational, and terrain analysis capabilities to include space-based assets.</p> <ul style="list-style-type: none"> a. Identifies start point (SP). b. Identifies locations of friendly units. c. Identifies potential ambush sites. d. Identifies checkpoints. e. Identifies sites for scheduled halts. f. Identifies release point. <p>2. Reconnaissance party conducts a route reconnaissance using all available positional, navigational, and mapping capabilities available.</p> <ul style="list-style-type: none"> a. Wears designated MOPP gear. b. Activates automatic chemical alarm. c. Monitors radiation-monitoring devices. d. Verifies map information. e. Lists capacities of bridges and underpasses. f. Lists locations of culverts, ferries, forging areas, steep grades, and possible ambush sites. g. Prepares map overlay. h. Computes travel time. i. Prepares strip map. 		

TASK STEPS AND PERFORMANCE MEASURES	GO	NO-GO
<p>*3. Convoy commander coordinates for required support with higher headquarters.</p> <ul style="list-style-type: none"> a. Coordinates for military police. b. Coordinates for medical support. c. Coordinates for fire support. d. Coordinates for engineer support. e. Coordinates for maintenance contact team support. f. Coordinates for additional requirements. <p>4. Prepare vehicles and equipment.</p> <ul style="list-style-type: none"> a. Perform preventive maintenance checks and services (PMCS). b. Correct minor deficiencies. c. Report major deficiencies. d. Harden vehicles using sandbags and/or other authorized materials. e. Cover unit identification markings on vehicles and personnel. f. Cover or remove reflective surfaces. g. Place antennas at lowest height. h. Turn radio volumes and squelches to lowest setting consistent with operational requirements. <p>*5. Convoy commander organizes convoy.</p> <ul style="list-style-type: none"> a. Assigns cargo vehicle positions. b. Assigns control vehicles without setting a pattern. c. Assigns recovery vehicle(s) position. d. Assigns hardened vehicle(s) near the head of the convoy. e. Assigns passenger locations. f. Assigns air guards. g. Organizes trail party element. h. Provides vehicle position listings to trail party leader. <p>*6. Convoy commander briefs convoy personnel.</p> <ul style="list-style-type: none"> a. Briefs strip maps to each vehicle driver. b. Briefs convoy chain of command. c. Briefs convoy route. d. Prescribes the rate of march and catch-up speed. e. Briefs convoy intervals. f. Identifies scheduled halts. g. Briefs accident and breakdown procedures. h. Briefs immediate action security measures. 		

TASK STEPS AND PERFORMANCE MEASURES	GO	NO-GO
<ul style="list-style-type: none"> i. Briefs blackout condition procedures. j. Identifies location of medical support. k. Identifies location of maintenance support. l. Briefs communication procedures. m. Provides location and identification of destination. <p>7. Cross SP.</p> <ul style="list-style-type: none"> a. Cross at specified time. b. Verify the vehicles that have crossed the SP. c. Forward SP crossing report to the convoy commander when the entire unit has passed the start point. <p>*8. Convoy commander provides convoy information to higher headquarters.</p> <ul style="list-style-type: none"> a. Reports SP crossing time. b. Reports checkpoint(s) clearance when crossed. c. Reports data that conflicts with maps. d. Employs correct signal operating instructions (SOI) codes in all transmissions. e. Reports release point crossing time. <p>9. Maintain march discipline.</p> <ul style="list-style-type: none"> a. Maintain designated march speed. b. Maintain proper vehicle interval. c. Cross checkpoints as scheduled. d. React correctly to convoy commander's signals. e. Maintain security throughout movement and during halts. <p>10. Conduct scheduled halt(s).</p> <ul style="list-style-type: none"> a. Stop column at prescribed time. b. Maintain prescribed vehicular interval. c. Move vehicles off road. d. Establish local security. e. Perform PMCS. f. Inspect vehicle loads. g. Depart at specified times. <p>11. Conduct unscheduled halt(s).</p> <ul style="list-style-type: none"> a. Alert march column. b. Report stoppage to higher headquarters. 		

TASK STEPS AND PERFORMANCE MEASURES	GO	NO-GO
<ul style="list-style-type: none"> c. Maintain prescribed vehicular interval. d. Establish local security. e. Report resumption of march to higher headquarters. <p>12. Move under blackout conditions.</p> <ul style="list-style-type: none"> a. Provide visual adjustment period. b. Prepare vehicles for blackout conditions. c. Maintain prescribed vehicle distances. d. Wear night vision goggles (specified personnel). e. Wear regular eye protection goggles. f. Employ ground guides during poor visibility periods. <p>13. Trail party recovers disabled vehicles.</p> <ul style="list-style-type: none"> a. Inspects disabled vehicle. b. Repairs disabled vehicle when possible. c. Tows vehicles. d. Reports vehicle status to convoy commander. <p>14. Move through urban areas.</p> <ul style="list-style-type: none"> a. Identify weight, height, and width restrictions. b. Employ close column formation. c. Obey traffic control directions. d. Employ direction guides at critical intersections. <p>15. Cross release point.</p> <ul style="list-style-type: none"> a. Cross at specified time. b. Verify which vehicles crossed the release point. c. Forward crossing report to higher headquarters. 		

TASK PERFORMANCE / EVALUATION SUMMARY BLOCK							
ITERATION	1	2	3	4	5	M	TOTAL
TOTAL TASK STEPS EVALUATED							
TOTAL TASK STEPS "GO"							
TRAINING STATUS "GO"/"NO-GO"							

* indicates a leader task step.

SUPPORTING INDIVIDUAL TASKS

Task Number	Task Title	References
031-503-3008(SL2)	Implement Mission-Oriented Protective Posture	STP 21-24-SMCT
071-326-5502(SL2)	Issue a Fragmentary Order	STP 21-24-SMCT
071-326-5503(SL2)	Issue a Warning Order	STP 21-24-SMCT
071-326-5505(SL2)	Issue an Oral Operation Order	STP 21-24-SMCT
071-326-5805(SL3)	Conduct a Route Reconnaissance Mission	STP 21-24-SMCT

SUPPORTING INDIVIDUAL TASKS

Task Number	Task Title	References
071-329-1030(SL1)	Navigate From One Point on the Ground to Another Point While Mounted	STP 21-1-SMCT
071-710-0006(SL1)	Plan Use of Night Vision Devices	STP 21-1-SMCT
091-CLT-4029(SL2)	Supervise Preventive Maintenance Checks and Services (PMCS)	STP 21-24-SMCT
113-637-2001(SL1)	Communicate Via a Tactical Radio	STP 21-1-SMCT
151-357-0001(SL4)	Supervise CSS Functions During Platoon Operations	STP 21-24-SMCT
441-091-3000(SL3)	Supervise the Implementation of Air Defense Measures	STP 21-24-SMCT
551-721-4326(SL4)	Perform Duties as Convoy Commander	STP 21-24-SMCT
551-88M-0001(SL3)	Lead a Convoy Serial/March Unit	STP 21-24-SMCT
551-88M-0005(SL1)	Operate a Vehicle in a Convoy	STP 21-1-SMCT
850-001-2000(SL2)	Employ Accident Prevention Measures and Risk Management Process	STP 21-24-SMCT
850-001-3001(SL3)	Control Mission Safety Hazard	STP 21-24-SMCT
850-001-4001(SL4)	Integrate Risk Management Into Platoon	STP 21-24-SMCT

SUPPORTING COLLECTIVE TASKS: None

OPFOR TASKS AND STANDARDS

TASK: Conduct Hasty Ambush (34-OPFOR-1003)

CONDITION: Opposing force (OPFOR) element is moving in a concealed area when an enemy element is reported moving along an adjacent route.

STANDARD: The ambush site is prepared before the arrival of the enemy element. The enemy force is surprised and casualties are inflicted within the designated kill zone. Delay enemy march element from reaching its specified destination. Withdraw, on order, within 2 minutes of ambush initiation. Report results of mission to headquarters.

TASK: Conduct Deliberate Ambush (34-OPFOR-1004)

CONDITION: OPFOR element is operating along an enemy major supply route. Intelligence has reported an enemy convoy approaching the element. Headquarters has ordered complete destruction of the march element. The march element is approximately 15 minutes from the ambush point. OPFOR element possesses automatic weapons, antiarmor weapons, and command-detonated mines.

STANDARD: Prepare ambush site before arrival of enemy convoy. Surprise enemy forces. Force enemy march element to halt in kill zone. Kill, wound, or capture enemy personnel and destroy all vehicles and equipment. Consolidate and withdraw from the area on order. Results of the mission are reported to headquarters.

TASK: Conduct Sniper Operations (34-OPFOR-1005)

CONDITION: OPFOR element has received a sniper mission from headquarters. Snipers are assigned missions in the enemy rear area along major supply routes and near support sites.

STANDARD: Infiltrate enemy area of operations and set up a well-concealed location. Vehicle drivers or personnel on foot are engaged with short bursts of semiautomatic fire. Selected targets are killed or wounded. Prevent position from being discovered and evacuate the area without being detected. Results of the operation are reported to OPFOR headquarters.

TASK: Conduct Air Attacks (34-OPFOR-1006)

CONDITION: OPFOR elements in the rear area have forwarded the coordinates of enemy facilities and elements. OPFOR aircraft have been dispatched to attack enemy installations or convoys.

STANDARD: Locate support sites, command and control facilities, and/or convoys. Conduct attack runs on designated targets. Enemy equipment, supplies, and vehicles are destroyed and enemy personnel are killed.

TASK: Conduct Aerial Reconnaissance (34-OPFOR-1007)

CONDITION: OPFOR HQ requires intelligence on the location and identification of enemy elements. Aircraft is dispatched to take photographs and conduct a visual inspection of enemy area.

STANDARD: Locate and photograph enemy positions in assigned sectors, including support and storage bases and command and control facilities. Visual checks are conducted when possible. The enemy is not engaged. Priority intelligence requests and other information requirements (IRs) are reported to OPFOR HQ.

TASK: Conduct Electronic Warfare (34-OPFOR-1012)

CONDITION: OPFOR employs collection and direction-finding assets (ground and air) to monitor and locate enemy forces.

STANDARD: Locate the positions of enemy command, intelligence, and logistics units. Forward the locations of the positions to OPFOR headquarters. Use jamming signals against enemy radio receivers. Monitor enemy radio networks and report all information of intelligence value to OPFOR HQ.

TASK: Disrupt Enemy Movement and Operations Using Tactical Nuclear Weapons (34-OPFOR-1002)

CONDITION: Orders have been received to use tactical nuclear weapons in the enemy's rear area. Key locations have been identified.

STANDARD: Tactical nuclear missiles are delivered on target. Movement of equipment and supplies is disrupted or delayed to forward areas. Enemy equipment and supplies are destroyed. A high rate of nuclear casualties is inflicted among enemy troops.

TASK: Attack (34-OPFOR-1010)

CONDITION: Enemy rear area support base has been located. Priority intelligence requirements (PIRs) and other intelligence requirements have been obtained by OPFOR patrols. Element has automatic and antiarmor weapons, and light mortars. Element is approximately the size of two platoons.

STANDARD: An attack plan is developed. An attack is initiated using a scheme of maneuver that exploits enemy flanks, gaps, and weaknesses. Covered and concealed routes are used to approach enemy areas. Employ indirect fire to support attack. Penetrate enemy defenses. Destroy equipment and supplies, inflict casualties, isolate the support base, and block reinforcements. The enemy unit is forced to displace.

TASK: Conduct Raid (34-OPFOR-1009)

CONDITION: OPFOR element has occupied an objective rally point and has orders to conduct a raid on a rear area base.

STANDARD: Surprise the enemy forces. Assault enemy support base and accomplish assigned tasks. Specified equipment and supplies are destroyed. Decisive engagement is avoided. All personnel are withdrawn from the area within the prescribed time. The collected intelligence data satisfies the priority intelligence requirements (PIRs).

TASK: Maintain Contact (34-OPFOR-1011)

CONDITION: OPFOR element is tactically engaged with enemy base defense forces. Enemy forces are withdrawing under pressure.

STANDARD: Decisively engage the enemy forces. As the enemy withdraws, the unit or force advances, maintaining contact.

TASK: Disrupt Enemy Movement and Operations Using Persistent and Nonpersistent Chemical Weapons (34-OPFOR-1001)

CONDITION: Conventional artillery weapons or aircraft are available to deliver chemical weapons. Routes and key bases in the rear area have been selected.

STANDARD: Chemical agents are delivered into targeted areas. The movement of enemy supplies and equipment to forward areas is delayed by disrupting command and control systems. Enemy movement is successfully channeled into predesignated ambush areas. Enemy supplies and equipment are contaminated. A high rate of casualties is inflicted on enemy forces.

ELEMENTS: Three Collection and Jamming (C&J) Platoon headquarters
 Electronic Warfare (EW) Platoon Headquarters
 Company Headquarters
 Air Reconnaissance Platoon Headquarters
 General Support (GS) Company Military Intelligence (MI) Battalion

TASK: Maintain Operations Security (71-3-C232.34-0001)

(AR 530-1)	(AR 380-5)	(FM 3-19.30)
(FM 20-3)	(FM 24-18)	(FM 34-60)
(FM 34-60)	(TM 11-5810-256-10-2)	(TM 11-5810-256-OP-5)

ITERATION: 1 2 3 4 5 M (Circle)

COMMANDER/LEADER ASSESSMENT: T P U (Circle)

CONDITIONS: The element is operating where the enemy can detect it. The enemy can employ electronic warfare (EW) measures while also utilizing air and ground reconnaissance. The enemy can use the local populace and enemy intelligence agencies. Some iterations of this task should be performed in mission-oriented protective posture level 4 (MOPP4).

TASK STANDARDS: The element prevents the enemy from learning its strength, dispositions, and intentions. The element prevents the enemy from learning any essential elements of friendly information (EEFI). The element prevents the enemy from surprising its main body.

TASK STEPS AND PERFORMANCE MEASURES	GO	NO-GO
<p>*1. Implement operations security (OPSEC) protective measures.</p> <ul style="list-style-type: none"> a. Ensure OPSEC measures are properly implemented. b. Ensure OPSEC is integrated in all operations and activities. c. Maintain awareness of all activities that are OPSEC sensitive. <p>*2. Check or perform information security measures.</p> <ul style="list-style-type: none"> a. Control information on a need-to-know basis. b. Prohibit fraternization with civilians (as applicable). c. Conduct alert, deployment preparation, and loading to minimize detection. d. Ensure maps contain only minimum essential information. e. Inspect and give briefings to ensure personnel do not carry details of military activities in personal materials such as letters, diaries, notes, drawings, sketches, or photographs. f. Sanitize all planning areas and positions before departure. <p>3. Perform camouflage discipline.</p> <ul style="list-style-type: none"> a. Use natural concealment and natural camouflage materials whenever possible to prevent ground and air observation. b. Move on covered and concealed routes. c. Cover all reflective surfaces and unit markings with nonreflective material such as cloth, mud, or camouflage stick. d. Cover or remove all vehicle markings. 		

TASK STEPS AND PERFORMANCE MEASURES	GO	NO-GO
<p>4. Camouflage individual positions and equipment to prevent detection from 35 meters or greater and camouflage vehicles and crew-served weapons to prevent detection from 100 meters or greater.</p> <ul style="list-style-type: none"> a. Ensure foliage is not stripped near positions. b. Camouflage earth berms. c. Ensure that camouflage nets (if used) are hung properly. d. Avoid crossing near footpaths, trails, and roads, where possible. e. Erase tracks leading into the positions. f. Make sure vehicles parked in shadows are moved as shadows shift. g. Replace and replenish camouflage as needed. h. Avoid movement in the area to prevent ground and air detection. <p>5. Network control station enforces communications procedures.</p> <ul style="list-style-type: none"> a. Enforce signal operating instructions (SOI) procedures (challenge, authentication and decode, call signs, and frequencies). b. Enforce approved radio procedures. c. Enforce communications security procedures (COMSEC) (make short transmissions, use lowest power settings possible, use directional antennas, avoid transmission patterns, and maintain radio silence, as directed). <p>6. Employ COMSEC.</p> <ul style="list-style-type: none"> a. Use SOI procedures (challenge, authentication and decode, call signs, and frequencies). b. Use approved radio procedures. c. Use COMSEC procedures (use short transmissions, lowest power setting possible, directional antennas; avoid transmission patterns; maintain radio silence, as directed). d. Employ electronic counter-countermeasures (ECCM) procedures for operations during jamming. e. Use messenger and wire to the maximum extent. f. Use visual signals in accordance with the unit's tactical standing operating procedures (TSOP). <p>7. Employ physical security measures.</p> <ul style="list-style-type: none"> a. Establish observation posts. b. Use counterreconnaissance patrols. c. Employ stand-to procedures. d. Emplace mines and obstacles. e. Tie in with adjacent units (coordination and fire). f. Use challenge and password. g. Limit access into the element area. 		

TASK STEPS AND PERFORMANCE MEASURES	GO	NO-GO
h. Safeguard weapons, ammunition, sensitive items, and classified documents.		
i. Employ air guards.		
j. Use noise and light discipline.		
k. Use proper litter discipline.		

TASK PERFORMANCE / EVALUATION SUMMARY BLOCK							
ITERATION	1	2	3	4	5	M	TOTAL
TOTAL TASK STEPS EVALUATED							
TOTAL TASK STEPS "GO"							
TRAINING STATUS "GO"/"NO-GO"							

* indicates a leader task step.

SUPPORTING INDIVIDUAL TASKS

Task Number	Task Title	References
052-191-1361(SL1)	Camouflage Yourself and Your Individual Equipment	STP 21-1-SMCT
052-191-1362(SL1)	Camouflage Equipment	STP 21-1-SMCT
052-195-3066(SL3)	Direct Construction of Nonexplosive Obstacles	STP 21-24-SMCT
071-331-0815(SL1)	Practice Noise, Light, and Litter Discipline	STP 21-1-SMCT
113-637-2001(SL1)	Communicate Via a Tactical Radio	STP 21-1-SMCT
301-371-1050(SL1)	Implement Operations Security (OPSEC) Measures	STP 21-1-SMCT
551-721-4326(SL4)	Perform Duties as Convoy Commander	STP 21-24-SMCT
551-88M-0001(SL3)	Lead a Convoy Serial/March Unit	STP 21-24-SMCT

SUPPORTING COLLECTIVE TASKS: None

OPFOR TASKS AND STANDARDS

TASK: Conduct Sniper Operations (34-OPFOR-1005)

CONDITION: Opposing force (OPFOR) element has received a sniper mission from headquarters. Snipers are assigned missions in the enemy rear area along major supply routes and near support sites.

STANDARD: Infiltrate enemy area of operations and set up a well-concealed location. Vehicle drivers or personnel on foot are engaged with short bursts of semiautomatic fire. Selected targets are killed or wounded. Prevent position from being discovered and evacuate the area without being detected. Results of the operation are reported to OPFOR headquarters.

TASK: Conduct Aerial Reconnaissance (34-OPFOR-1007)

CONDITION: OPFOR HQ requires intelligence on the location and identification of enemy elements. Aircraft is dispatched to take photographs and conduct a visual inspection of enemy area.

STANDARD: Locate and photograph enemy positions in assigned sectors, including support and storage bases and command and control facilities. Visual checks are conducted when possible. The enemy is not engaged. Priority intelligence requests and other information requirements (IRs) are reported to OPFOR HQ.

TASK: Gather Intelligence (34-OPFOR-1008)

CONDITION: OPFOR elements operating in the rear area are planning attacks on enemy bases. Information is needed before plans are finalized.

STANDARD: Identify all priority intelligence requests and other IRs. Pass through any outpost, defensive wire, or warning device undetected. Move to an observation point that offers cover and concealment and is close enough to gather required information. Gather data that answers intelligence requirements. Withdraw from area undetected. Report all information of value to OPFOR headquarters.

TASK: Conduct Raid (34-OPFOR-1009)

CONDITION: OPFOR element has occupied an objective rally point and has orders to conduct a raid on a rear area base.

STANDARD: Surprise the enemy forces. Assault enemy support base and accomplish assigned tasks. Specified equipment and supplies are destroyed. Decisive engagement is avoided. All personnel are withdrawn from the area within the prescribed time. The collected intelligence data satisfies the priority intelligence requirements (PIRs).

TASK: Conduct Electronic Warfare (34-OPFOR-1012)

CONDITION: OPFOR employs collection and direction-finding assets (ground and air) to monitor and locate enemy forces.

STANDARD: Locate the positions of enemy command, intelligence, and logistics units. Forward the locations of the positions to OPFOR headquarters. Use jamming signals against enemy radio receivers. Monitor enemy radio networks and report all information of intelligence value to OPFOR HQ.

TASK: Conduct Terrorist and Saboteur Attacks (34-OPFOR-1013)

CONDITION: OPFOR dispatches small team(s) into enemy rear area to disrupt support operations.

STANDARD: Locate rear support bases and command and control facilities. Rear area support operations are delayed and disrupted. Rear area bases are infiltrated to conduct sabotage and terrorist activities. Supplies and equipment are destroyed and casualties are inflicted.

TASK: Conduct Air Attacks (34-OPFOR-1006)

CONDITION: OPFOR elements in the rear area have forwarded the coordinates of enemy facilities and elements. OPFOR aircraft have been dispatched to attack enemy installations or convoys.

STANDARD: Locate support sites, command and control facilities, and/or convoys. Conduct attack runs on designated targets. Enemy equipment, supplies, and vehicles are destroyed, and enemy personnel are killed.

TASK: Disrupt Enemy Movement and Operations Using Persistent and Nonpersistent Chemical Weapons (34-OPFOR-1001)

CONDITION: Conventional artillery weapons or aircraft are available to deliver chemical weapons. Routes and key bases in the rear area have been selected.

STANDARD: Chemical agents are delivered into targeted areas. The movement of enemy supplies and equipment to forward areas is delayed by disrupting command and control systems. Enemy movement is successfully channeled into predesignated ambush areas. Enemy supplies and equipment are contaminated. A high rate of casualties is inflicted on enemy forces.

Chapter 6

External Evaluation

6-1. General. An external evaluation is conducted to evaluate the unit's ability to perform its mission(s). This chapter is a guide for preparing an external evaluation. The unit may modify the evaluation based on METT-TC and other considerations as deemed appropriate by the commander. The unit is evaluated using selected T&EOs in chapter 5 of this MTP. The evaluation involves the total unit, employs a realistic OPFOR, and uses MILES. At the end of the evaluation, the commander should be able to identify the strengths and weaknesses of the unit. These strengths and weaknesses form the basis for future training and resource allocations.

6-2. Preparing the Evaluation. The commander must standardize evaluation procedures to measure the unit's capabilities accurately.

a. Preparing the evaluation instrument. The unit develops a scenario and selects the missions as well as the tasks needed to conduct the scenario and execute the evaluation. Selective tailoring is required because it is not possible to evaluate every task. The following procedures are suggested for developing the evaluation:

(1) Identify the missions to evaluate for each echelon or element. Record the selected missions on a DA Form 7506 (Unit Proficiency/Evaluation Worksheet), figure 6-1.

(2) List each mission on a [DA Form 7502](#) (*Task Summary Sheet*), figure 6-2.

(3) Select the tasks to evaluate for each mission. List the selected tasks on DA Forms 7502, which are used for recording the results of the evaluation.

(4) Compile the selected missions and tasks in the order they logically occur in the detailed scenario. Establish logical stopping points in the scenario by grouping the selected mission and tasks in parts for a sample evaluation scenario. The scenario can be interrupted at the end of each part to assess MILES casualties and conduct in-process after-action reviews (AARs).

b. Forecasting the requisitioning resources. Adequate training ammunition, equipment, and supplies must be forecasted and requisitioned. The evaluating HQ will prepare its own consolidated support requirements.

c. Selecting and preparing the field evaluation site. Required size, type of terrain, OPFOR requirements, and administrative requirements are the basis for site selection. The OPFOR is positioned according to threat doctrine. The site must provide enough space to accommodate the administrative area required to support the evaluation.

d. Planning indirect fire simulation. Because it greatly influences the outcome of battles, reaction to indirect fire is an important consideration of the evaluation. Indirect fire simulation requires considerable planning to achieve realism.

(1) The fire marker control system outlined in TC 25-6 is a recommended method of simulating indirect fire. Due to the amount of required resources, this method may be difficult to support.

(2) The commander may use the evaluation control HQ method or the simulation without OPFOR method to evaluate the unit's ability to react to indirect fire. If the evaluation control HQ method is used, the OPFOR initiates a call for fire to the evaluation control HQ that will simulate a tactical fire direction control (FDC). The evaluation control HQ would then relay the delivery data to an OC who would mark the impact of the rounds with artillery simulators and assess appropriate casualties. If an OPFOR is not used, the OC may ignite artillery simulators and observe the unit's reactions. FM 7-0 and FM 7-1 provide assessment and computation tables, which can be used to determine casualties. Indirect fire simulation must be realistic and limited to what the unit could reasonably expect under combat conditions.

TASK SUMMARY SHEET			
For use of this form, see the applicable ARTEP MTP; the proponent agency is TRADOC.			
INSTRUCTIONS: A separate task summary sheet will be prepared for each mission evaluated. Additional comments may be placed on an enclosure to each task summary sheet.			
1. MISSION			
2. UNIT IDENTIFICATION		3. ARTEP MTP NUMBER	
4. TASK TITLE	5. T&EO NUMBER	6. EVALUATION	
		GO	NO-GO
7. COMMENTS			
8. OBSERVER/CONTROLLER OR EVALUATOR'S SIGNATURE			

Sample

Figure 6-2. Example of a Task Summary Sheet (DA Form 7502)

6-3. Selecting and Training the OCs.

a. OCs must know the unit's missions, organization, equipment, and employment. Senior OCs should be at least equal in rank to the unit commander and have successfully performed in that specific or similar command position.

b. The following are minimum rank and experience requirements for OCs:

(1) The company OC will be an officer with company command experience.

(2) The platoon or section OC will be a lieutenant or NCO with platoon or section experience.

(3) The recorder will be an officer or NCO at the evaluation control headquarters who receives "kill" information or results and time data from the OCs.

c. OCs standardize administration of the evaluation by understanding the following functional areas:

(1) Evaluation design. Each part is designed to evaluate specific missions or tasks within the overall scenario. OCs must thoroughly understand the evaluation and correctly implement it.

(2) MILES. Each OC, regardless of position, must have full knowledge of the unit's weapons and vehicles and must also thoroughly understand the MILES system being used. The unit commander is responsible for ensuring that all MILES equipment is functional before each part of the scenario.

(3) Evaluation control system. This system ensures that the evaluation is administered in a consistent and standardized manner and that correct data is collected for the final evaluation. It includes the following elements:

(a) Rules of engagement.

(b) OC duties and responsibilities.

(c) Communication systems.

(d) Evaluation data collection plan.

6-4. Selecting and Training the OPFOR. The selection and training of the OPFOR is crucial to the success of a standardized evaluation. The OPFOR provides one of the control measures that influences the conditions under which the evaluation is administered. The unit should face an opponent who realistically resembles the threat in strength, weapons, and skill.

a. Selection. Any qualified skill level 1 or 2 soldier can serve as the OPFOR. Ideally, it should be a small cohesive unit under the control of a leader or commander.

b. Training. The OPFOR must understand the following six major areas:

(1) Installation and operation of the MILES devices.

(2) Rules of engagement.

(3) Threat for small unit tactics.

(4) Training scenarios.

(5) OPFOR weapons and equipment, if available.

(6) Safety.

c. OPFOR Strength.

(1) Offense. Using MILES, the unit should outnumber the OPFOR three to one if an attack is to be successful. If the OPFOR is stronger than this ratio, only the most exceptional unit will be successful. They must be armed with weapons capable of defeating any of the unit's assets. As a general rule, the OPFOR should be strong enough to offer the unit a realistic challenge, but one that the unit can defeat when proper tactics are employed.

(2) Defense. The OPFOR, at a minimum, should have a three-to-one ratio of superiority, because anything less will not have sufficient weapons and ammunition to conduct a successful attack. They must be more than merely a series of targets to be destroyed. The OPFOR should be allowed to plan their own attack for each mission and not be forced into a "canned" attack that all units will quickly defeat. Once the OPFOR establishes their plan, they must use the same plan for all other like units for that event in order to maintain the objectivity and standardization of the evaluation.

6-5. Conducting the Evaluation. Evaluations are divided into three distinct segments. Each segment requires a different degree of preparation and coordination.

a. Preevaluation.

(1) The senior OC and all other OCs must recon the evaluation area to know the unit's boundaries, disposition of the OPFOR, and the most likely avenues of approach throughout the field evaluation site's area of operation.

(2) The unit must prepare an OPORD and FRAGO to control the exercise. An order is prepared for each mission in the evaluation scenario. These can be prepared by using the skeleton orders contained in the STXs found in chapter 4.

(3) Unit preparatory activities include installing and troubleshooting MILES equipment, loading vehicles, conducting inspections, and performing other logistics and administrative actions, as required.

(4) The OPFOR is placed in position and briefed while the unit is conducting its preparatory activities.

(5) In this evaluation scenario, the unit is issued a movement order to move to an assembly area. When the assembly area has been occupied, the OPORD is issued. The OCs should make an equipment functions check after the unit occupies the assembly area and after the unit leaders have issued their instructions.

b. Evaluation.

(1) The evaluation team controls the evaluation in two ways. First, the team uses measures established in both the movement order and in paragraphs 3 and 5 in the OPORD or FRAGO. Second, the team controls the evaluation through the team commander (simulated by the senior OC for this evaluation), on the team network. The team does not control in the traditional sense; instead, it accompanies the unit as observers. Only the senior OC has direct verbal contact with the unit commander. All other OCs do not speak to, aid, advise, point out positions, or in any way influence the unit's performance, except for a possible or actual safety issue or emergency. OCs are neutral throughout the evaluation.

(2) Once the senior OC issues the OPORD and movement order, the unit commander executes the events and actions prescribed in the first part of the evaluation scenario within the estimated time. From this point on, all successive parts begin with a FRAGO.

(3) The senior OC terminates a part when the unit has completed all the events and actions in a particular area or has suffered such casualties or damage that the part cannot be completed. The OC must record the reasons for the termination in the margin of the OC's DA Forms 7502 and report his action to the evaluation control headquarters. In the sample evaluation scenario, the completion of each event or action is indicated by "conducting sustainment operations." During this period, the senior OC will direct the unit to remain in position while "replacements" (personnel and equipment designated as killed or destroyed), are sent forward to reconstitute the unit. At this time, the OC must perform the following actions:

(a) Inspect all MILES equipment, record "kill" codes, and reset equipment. Any damaged or inoperative MILES equipment is replaced.

(b) Resolve all casualty data to determine the time, place, number, and cause of casualties. This information is reported to the recorder in the evaluation control headquarters.

(c) Debrief the unit to resolve questions. Afterward, the senior OC directs the unit to continue its mission after it receives a FRAGO or OPORD for the next part.

(4) OCs should follow these guidelines.

(a) Report major "kills" (vehicles, groups).

(b) Report major weapons fired. Together with reporting major kills, this is the best method for determining direct fire effectiveness. Both significant firings and hits are reported to the evaluation control headquarters.

(c) Enforce rules of engagement.

(d) Observe critical tactical events of time. OCs must spot and record any action that might have an effect on later performance or mission outcome.

(e) Record travel routes and unit's location.

(f) Inform OPFOR controllers of the unit's location, direction of travel, and intent. This is necessary to enable OPFOR action to be controlled in accordance with the desired sequence of events.

(g) Enforce safety.

(h) Terminate mission.

c. Post evaluation. After the evaluation is terminated, the unit moves to an assembly area and performs the following actions:

(1) The unit OC debriefs subordinate OCs and compiles all data (evaluator packets), for the evaluation.

(2) The unit OC must complete the DA Forms 7502.

(3) The unit OC must turn in all completed OC packets (with the OC scoring system), to control headquarters for recording and analysis.

(4) The unit OC must conduct an AAR of the unit's performance.

(5) Each element OC should conduct an AAR of his element's performance.

6-6. Recording External Evaluation Information.

a. The evaluating headquarters develops the data recording instruments for the OCs. DA Form 7505 (*Unit Data Sheet*) (Figure 6-3) documents demographic information that may reflect on a unit's performance. DA Form 7503 (*Environmental Data Sheet*) (Figures 6-4 and 6-5) documents weather information in order to compare missions under differing environmental conditions. DA Form 7504 (*Personnel and Equipment Loss Report*) (Figure 6-6) documents information that may affect the unit's degree of success during engagements with the OPFOR.

b. The senior OC has the overall responsibility for preparation of the external evaluation. This evaluation is based on his own findings and his subordinate OC's input. Subordinate OCs use the task evaluation criteria (T&EO from chapter 5 and DA Forms 7502), to determine overall proficiency in their particular areas. The senior OC compiles the external evaluation results as prescribed by the evaluating commander. Deviations from the task standard assessed by the company OC may be addressed in the senior OC comments portion of the Unit Proficiency/Evaluation Worksheet.

12. AIRCRAFT WEATHER BOARD			
a. CURRENT CONDITIONS - DESTINATION			
(1) TIME POSTED	(2) WIND VELOCITY (<i>Spec and Direction</i>)	(3) VISIBILITY (<i>Feet</i>)	
(4) DENSITY ALTITUDE (<i>Feet</i>)	(5) CEILING (<i>Feet</i>)	(6) TEMPERATURE/DEW POINT _____ / _____	
(7) OTHER SIGNIFICANT WEATHER ACTIVITY (<i>Runway visual range, fog, icing, etc.</i>)			
b. CURRENT CONDITIONS - LOCAL AREA			
(1) TIME POSTED		(2) TIME VALID	
(3) WIND/TEMPERATURE			
SURFACE _____ / _____	1,000 FEET _____ / _____	2,000 FEET _____ / _____	5,000 FEET _____ / _____
(4) HAIL <input type="checkbox"/> YES <input type="checkbox"/> NO _____			
(5) SNOW/SLEET <input type="checkbox"/> YES <input type="checkbox"/> NO _____			
(6) RAIN <input type="checkbox"/> YES <input type="checkbox"/> NO _____			
(7) TURBULENCE <input type="checkbox"/> SEVERE <input type="checkbox"/> MODERATE <input type="checkbox"/> LIGHT <input type="checkbox"/> NONE			
(8) ICING <input type="checkbox"/> RIME <input type="checkbox"/> CLEAR <input type="checkbox"/> MIXED			
(9) CLOUD COVERAGE <input type="checkbox"/> CLEAR <input type="checkbox"/> SCATTERED <input type="checkbox"/> BROKEN <input type="checkbox"/> OVERCAST <input type="checkbox"/> PARTIAL OBSCURATION <input type="checkbox"/> OBSCURATION			
(10) OTHER SIGNIFICANT WEATHER ACTIVITY (<i>Runway visual range, fog, icing, etc.</i>)			
13. TWENTY-FOUR HOUR LOOKOUT (<i>As of</i>)			
14. REMARKS			

Figure 6-5. Example of an Environmental Data Sheet (DA Form 7503) (page 2)

6-7. After-Action Reviews.

a. General. At the completion of each evaluation part, the AAR leader provides feedback to the unit in order to increase and reinforce learning.

b. Feedback. Because all members of the unit participate in an AAR, each member becomes a source of feedback. This provides a richer "database" for key points. The AAR leader will draw information from each member, which becomes an important part of the discussion. This information is the basis for discussing alternate courses of action.

c. Preparing the AAR. AAR preparation involves five steps:

(1) Review training orders and objectives. Training objectives are the focus of the discussion of the exercise results. The FRAGOs and OPORDs included in the exercise design implement these objectives. The OC should be familiar with the objectives, FRAGOs, and OPORDs so that he can note orders given by leaders of the evaluated unit and its subordinate elements that either implement these objectives or deviate from them.

(2) Observe the exercise. This is an active process. The emphasis is on noting those actions that make the difference between the unit's success and failure. The OC does not need to remain close to the unit leader, as more can be seen from high ground near the lead element's location or along the unit's route of march. Because unit orders identify important activities and checkpoints, the OC must be present when the commander issues the order. The OC should position himself where he can best observe anticipated critical events. Examples of critical events include:

- (a) Conducting a road march.
- (b) Crossing a radiologically contaminated area.
- (c) Performing unit supply operations.
- (d) Responding to an NBC attack.

(3) Select the site and assemble the participants. After the exercise, select a site for the AAR. If possible, hold the AAR where the majority of action occurred, where most of the critical events took place (normally where the OPFOR was positioned), or where the terrain can be observed. Usually, the OPFOR or unit objectives are suitable for assembling the players and conducting the AAR.

(4) Debrief the OCs. While the units are moving to the selected site, the OCs should be debriefed. The senior OC must have a complete understanding of what happened in the exercise. The fourth step in AAR preparation is to obtain a detailed description of the exercise's events in the order in which they occurred.

(5) Review the events. After the senior OC has a sound understanding of what happened during the exercise, he reviews and ranks the events in terms of their relevance to the training objectives and their contributions to the exercise outcome. He selects as many events as can be covered in detail during the time allowed for the AAR and places them in chronological order.

d. Conducting the AAR. Conducting the AAR requires five steps:

(1) Organize the participants. When the OC and AAR leader assembles the participants, he groups them according to their organization in the exercise. Each subordinate element's OC is with the element for which he is responsible.

(2) State the training objectives. The AAR leader makes a brief statement of the training objectives for the exercise. These are described as specifically as possible. He states any additional teaching points that he intends to cover during the AAR. These should be limited to three or four key points in order to keep the AAR focused and prevent it from becoming excessively long.

(3) Lead the discussion. The AAR leader guides the discussion of the events in their order of occurrence. Diagrams help players visualize the exercise development. The AAR leader starts by sketching the main terrain features and, as the AAR proceeds, have the participants draw routes of advance, objectives, and locations of engagements. Each event is discussed in detail to make teaching points about the unit's performance during the event. In an effective AAR, the AAR leader should:

- (a) Avoid giving a critique or lecture.
- (b) Guide the discussion by asking leading questions.
- (c) Suggest the players describe what occurred in their own terms.

(d) Suggest the players discuss not only what happened, but also how it happened and how it could be done better.

(e) Focus the discussion to ensure that important tactical lessons are made explicit.

(f) Relate events to subsequent results.

(g) Avoid detailed examination of events not directly related to major training objectives.

(h) Encourage the participants to use diagrams to illustrate teaching points and to show routes, phase lines and objectives.

(i) Prohibit players from offering self-serving excuses for inappropriate tactical actions.

(4) Review the sequence of the events associated with the hazards of the risk assessment made prior to the exercise.

(a) Were effective controls put in place to avoid accidents?

(b) Was training realism reduced through artificial control measures?

(c) Were all participants aware of hazards down to the lowest level?

(d) Did any hazard present itself that was not identified, and what was done to overcome it?

(e) Were there incidents of fratricide or near fratricide and how can such incidents be avoided in the future?

(5) Summarize key points. The AAR leader briefly summarizes teaching points in terms of training objectives covered in the AAR. After the summary, he can have a private conversation with the unit commander regarding his strengths and weaknesses, and what he can do to improve his performance and that of his unit. A good AAR leader—

(a) Maintains order and discipline.

(b) Reviews the training objectives.

(c) Addresses important events as they occur and explains how the unit could have performed better. During the discussion, the leader avoids a detailed examination of events not directly related to the training objective.

(d) Traces the chain of events so all participants understand the results of mistakes. One mistake is often the partial cause of another.

(e) Clearly relates tactical events to teaching points.

(f) Involves participants in the discussion.

(g) Clearly and concisely gives a summary and new training objectives.

(h) Reinforces points by using sketches, diagrams, or terrain models in the AAR.

e. Reference materials for conducting an AAR are TC 25-6, TC 25-20, and FM 7-1.

Appendix A

Combined Arms Training Strategies

A-1. Unit Training Strategies. The combined arms training strategy (CATS) is a series of proponent-generated unit training strategies that recommend events, frequencies, and prerequisite gates to train units to standard. These training strategies are descriptive, not prescriptive, in nature. Presented in a standardized format called a CATS matrix, a unit training strategy is a plan for training and sustaining both soldier and collective task proficiency. The tasks to be trained are based on the unit's METL and the commander's assessment.

A-2. Accessing the CATS Matrixes. The CATS matrixes are available for viewing and downloading on the Army Knowledge Online (AKO) homepage (www.us.army.mil). Figure A-1 explains how to access the MI CATS templates on the AKO. First-time users need to establish a user name and password to login.

- From the AKO main page, click on the KCC tab. On the right hand side, scroll down to Search & Subscribe. Under Search for an Army Community, type in Intel Training Products. Click on the box immediately to the left of Subscribe Now. a check mark should appear in the box. Click on the Subscribe button on the AKO toolbar, and then click on Finish.
- On the left side of the screen, click on Army Communities, click on Intelligence, click on Intel Training Products, and then click on Collective Unit Training. Click on Unit CATS.
- To view all intelligence training products during subsequent visits you will need only to click on the KCC tab, click on Army Communities, click on Intelligence, and click on Intel Training Products.

Figure A-1. Accessing the Military Intelligence CATS on the AKO

A-3. Using the CATS Matrixes. Generally, the leader using the matrixes for planning will have a METL (or other list of critical tasks in which his unit must be proficient) and will be looking for guidance about appropriate training methods. The key to using CATS for unit training management is understanding the strategy and its various components. The strategy is organized by functional area and echelon to be trained. It has eight interactive components. Table A-1 is an example of a matrix for one mission and task.

- a. Task: This entry is the CATS task selection for the element to train in support of the battlefield mission listed in the table.
- b. Supporting tasks: This list includes those MTP collective T&EOs that the element must attain and sustain proficiency in to support the CATS task selection and mission.
- c. Frequency: This entry indicates the interval and number of times a year that this CATS task selection should be trained in order to attain and sustain T1 combat readiness.
- d. Types of events: This section suggests a training event or events (from classroom training to an external evaluation FTX) that the unit can use to train the task.
- e. Training audience: This entry indicates the unit elements and/or individuals that this CATS task selection is designed for.
- f. Means (event and training aids, devices, simulators, and simulations [TADSS]): This entry further describes the training event by selecting from the types of events that this CATS task selection is designed for.

g. Title: This entry is the title of the training event, as it might be depicted in a unit training schedule, for the CATS task selection.

h. Estimated duration: This number gives the suggested duration of the training event in hours (in this case, sergeant's (SGT) time training).

i. Replication of conditions (A-D): This entry shows a means quality rating, related to the cost and realism of the event and medium. When choosing events and media, you will have to balance the resource costs of different training media against the needs for realism and repetition. Generally, as your unit becomes more proficient, realism should increase.

(1) An "A" level is a combat training center (CTC) deployment and training activity.

(2) A "B" level is a well assigned home station training exercise.

(3) A "C" level is a partial task training exercise.

(4) A "D" level is a subtask training exercise.

j. Multi-echelon training: This term refers to the simultaneous conduct of different exercises by the unit, or the training of different tasks by elements of the unit. Multi-echelon training occurs whenever collective training is conducted (FM 7-0). Units should structure events to allow the integration of required task training and proficiency (through gate tasks) by each element of the audience and to permit vertical linkage of unit training strategies.

k. Critical training gates: These gates facilitate efficient use of training time and other resources during scheduled events. They provide those tasks critical to effective and safe training.

l. Resources: This entry identifies to the training and resource manager the class III, VI, and VII resources expended as a cost of the training event.

m. Comments: This section includes the purpose of the task selection, the expected outcome of the training event, and execution guidance.

(1) Purpose statement: The rationale for including the event in the overall training strategy for the task. It also provides the basis for describing the event's training objectives.

(2) Outcome statement: A list of the proficiencies that the unit should achieve by training in the event. The outcome is described by the end-state proficiency in tasks trained.

(3) Execution guidance: Information and coordinating instructions related to training the task (task selection) in the event.

Table A-1. Example of a CATS Task Matrix	
MOVE	
Task: Conduct Tactical Movement (34-TS-2004)	Supported Mission(s):
Supporting Task(s):	Generic mission
07-3-C211.34-0001 Move tactically	Move
07-3-C227.34-0001 Perform a tactical road march	
07-3-C228.34-0001 Occupy assembly area	
07-3-C229.34-0001 Perform passage of lines	
55-2-C324.34-0001 Conduct a convoy	
Frequency: Monthly (12)	
Types of Events: Sergeant's (SGT) time, STX	
<p>Training audience: Company, Company Headquarters, Analysis and Technical Control Section, Intelligence and Surveillance Platoon Headquarters, Counterintelligence Team, Interrogation Team, Ground Surveillance Radar Squad</p> <p>Means (event) (TADSS): 2 - Company SGT time)</p> <p>Title: SGT time for Conducting Tactical Movement (34357A100)</p> <p>Estimated duration: 4 Hours</p> <p>Replication of conditions (A-D): C - Gate quality for task or echelon</p> <p>Multi-echelon training:</p> <p>Critical training gates:</p> <p>Resources:</p> <p>Comments: Includes purpose of event; outcome supported; guidance about execution of the event; and constraints posed by TADSS and others.</p> <ul style="list-style-type: none"> • Purpose: Train all team, section, or platoon personnel to a basic level of proficiency in common tactical movement and assembly area tasks. • Outcome: All team, section, or platoon personnel can perform common tactical movement and assembly area tasks. • Execution guidance: SGT time is used by NCO leaders, as required, for initial training, refresher training, and/or sustainment training to gain and maintain proficiency in tactical movement and assembly area tasks that the leader singles out for concentrated attention. Typically, SGT time training is conducted at the team, section, or platoon level, 4 hours weekly, on a variety of METL, common, and MOS-specific tasks. The NCO identifies specific tasks to be trained, participating personnel, and frequency of training based on personnel turnover and a training assessment. Relevant Army doctrinal and training publications and the unit TSOP provide detailed information on the tasks, conditions, and standards used in organizing this training. Whenever possible, SGT time should be made up of "hands on," performance-oriented exercises employing the systems, equipment, and communications necessary to accomplish the assigned tasks. NCOs should tailor conditions to the appropriate level of training, adding progressively more difficult conditions to increase the challenge as proficiency increases. The three stages of training (initial training, refresher training and sustainment training) can occur separately or in combination, with soldiers and units progressing to sustainment training as soon as standards are met. 	

Appendix B

Battlefield Operating Systems

B-1. General. A commander uses the battlefield operating systems (BOS) to organize battle tasks. The seven BOS are the major functions that occur on the battlefield. The BOS must be synchronized to ensure that total combat power is coordinated and directed toward accomplishing the wartime mission. They may be used to identify operational deficiencies and focus attention on training. All BOS are not equal in all operations, nor do they apply to all tasks. The BOS are (in sequence, as they would appear in the five-paragraph field order) intelligence; maneuver; fire support; mobility, countermobility, and survivability; combat service support; and command and control (C2).

B-2. Intelligence. This operating system includes knowledge of the enemy, weather, and geographical features required by a commander in planning and conducting combat operations. It is derived from analyzing information on the enemy's capabilities, intentions, vulnerabilities, and the environment.

- a. Collect information: Obtain information in any manner.
- b. Process information: Convert information into intelligence through collation, evaluation, analysis, integration, and interpretation.
- c. Prepare intelligence reports: Develop and produce standard reports and Intelligence preparation of the battlefield (IPB) products for the commander's use; report intelligence or information; task intelligence assets; or receive information, intelligence orders, or instructions.

B-3. Maneuver. This function refers to employing forces on the battlefield through movement and direct fire in combination with fire support or fire potential to achieve a position of advantage. This includes using direct fire systems (for example, small arms, tank guns, and attack helicopter fires).

- a. Move: Position or reposition forces (units and equipment) relative to the enemy to secure or retain positional advantage making full use of terrain and formation. It is the dynamic element of combat—the means of concentrating forces at the critical point to achieve the surprise, psychological shock, physical momentum, and moral dominance, which enables smaller forces to defeat larger ones. Units supporting combat maneuver units are included because they are expected to go wherever the combat units go.

Note: Movement of cargo, equipment, and personnel is covered under the combat service support BOS.

- b. Engage enemy: Enter into conflict or combat on the ground with the enemy using direct fire or close combat.

Note: Air targets are covered in the air defense BOS.

- c. Control terrain: Dominate an area to prevent enemy occupation of the position through fire, fire potential, or occupation of the terrain.

B-4. Fire Support. This BOS refers to the collection and coordinated use of target acquisition data, indirect fire weapons, armed aircraft (less attack helicopters), and other lethal and nonlethal means against ground targets in support of maneuver force operations. It includes artillery, mortar, and other non-line-of-sight fires, naval gunfire, combat aviation squadron, and electronic countermeasures.

- a. Process ground targets: Select targets and match the appropriate response to them, taking account of operational requirements and capabilities.
- b. Engage ground targets: Enter into conflict with the enemy using fire support systems.
- c. Integrate fire support.

B-5. Mobility, Countermobility, and Survivability. This BOS refers to the capability of the force to permit freedom of movement, relative to the enemy, while retaining the ability to fulfill its primary mission. It also includes those measures the force takes to remain viable and functional by seeking protection from the effects of enemy weapons systems and natural occurrences.

- a. Provide mobility: Provide freedom of movement for personnel and equipment on the battlefield without delays due to terrain or obstacles.
- b. Provide countermobility: Delay, channel, or stop offensive movement by the enemy in order to destroy his forces directly or indirectly by enhancing the effectiveness of friendly indirect and direct weapons systems.
- c. Enhance survivability: Protect personnel, equipment, and supplies from enemy systems and natural occurrences while simultaneously deceiving the enemy.

B-6. Air Defense. This BOS includes all measures designed to nullify or reduce the effectiveness of attack by hostile aircraft or missiles after they are airborne.

- a. Process air targets; Select targets and match the appropriate response to them, taking into account operational requirements and capabilities.
- b. Attack enemy air targets: Intercept, engage, destroy, or neutralize enemy aircraft and missiles in flight.
- c. Deny airspace: Prevent enemy use of airspace through fire potential or other means without direct attack of air targets (for example, deliberate smoke, barrage balloons).
- d. Integrate air defense fire.

B-7. Combat Service Support (CSS). This BOS refers to the support and assistance provided to sustain forces, primarily in the field of logistics, personnel services, and health services.

- a. Arm: Provide munitions to weapons systems. This encompasses all types of ammunition to include mines and demolition munitions.
- b. Fuel: Provide fuel and petroleum products (petroleum, oils, and lubricants) to weapons systems and other equipment.
- c. Fix: Preserve the availability of weapons systems and equipment. It includes the provision of repair parts and end items at the right place and time, and all the actions taken before, during, and after the battle to keep equipment operational.
- d. Man the force: Provide all support to the individual soldier as well as provide healthy, fit soldiers to units.
- e. Distribute: Provide the various classes of supply to military units by employing transportation and supply services.
- f. Provide sustainment engineering: Repair and construct facilities and lines of communications.
- g. Provide military police (MP) support: Provide EPW collection, evacuation, internment, and enforce military law and order.

B-8. Command and Control (C2). This BOS is the exercise of authority and direction by a properly designated commander over an assigned force in the accomplishment of the mission. Leaders perform C2 functions through an arrangement of personnel, facilities, and procedures employed by a commander in planning, directing, coordinating, and controlling forces and operations in the accomplishment of the mission.

- a. Acquire and communicate information and maintain status: Gain possession of information on the mission, enemy forces, friendly troops, terrain, and weather for the commander or his staff; translate that information into usable form; and retain and disseminate it.
- b. Assess situation: Continuously evaluate information received through reports or the personal observations of the leader or commander to decide whether different actions are required from those that would result from the most recent orders issued.
- c. Determine actions: Conduct the continuous process of making estimates and decisions for assigned or projected tasks. This function involves a detailed and systematic examination of all aspects of

contemplated operations, including deciding to alter planned or ongoing actions. This function also includes the formulation of the commander's concept and intent.

d. Direct and lead subordinate forces: Provide direction to subordinate forces so they understand and contribute effectively and efficiently to the attainment of the commander's concept and intent. This function includes the preparation and completion of orders.

e. Employ tactical command, control, and communication countermeasures (C3CM).

Appendix C

Contemporary Operational Environment

C-1. Introduction. At the direction of the Army Chief of Staff and the Commander, U.S. Army Training and Doctrine Command (TRADOC), the TRADOC Office of the Deputy Chief of Staff for Intelligence (ODCSINT) has studied the nature of current operational environments and those of the foreseeable future. The Department of Defense officially defines an operational environment as “a composite of the conditions, circumstances, and influences that affect the employment of military forces and bear on the decisions of the unit commander” (Joint Pub 1-02).

a. The contemporary operational environment (COE) is the overall operational environment that exists today and in the near future (out to the year 2020). Threats during this period extend from small, low-technology opponents using adaptive, asymmetric methods to larger, modernized forces able to engage deployed U.S. forces in more conventional, symmetrical ways. In some possible conflicts (or in multiple, concurrent conflicts), a combination of these types of threats could be especially problematic.

b. Basic to understanding the nature of this COE are the following premises:

(1) The United States will have no single peer or near-peer competitor until 2020 or beyond.

(2) Nation-states will remain principal actors in the global political arena, but nonstate actors (including transnational actors) will increasingly take prominent positions in world affairs. Such nonstate actors will play important roles in any conflict—as combatants or noncombatants.

(3) Nations will continue to field armed forces and use them as tools to pursue national interests. Entities other than nations will also pursue their own interests (which may be ethnic, religious, economic, or political) through force or by other means, either independently or in conjunction with other non-state or nation-state actors.

(4) As nation-state or nonstate actors pursue their own interests, their actions may cause U.S. intervention, either unilaterally or as a coalition partner, with or without a United Nations (U.N.) mandate.

(5) Nations that believe the United States will act counter to their national interests will develop diplomatic and military plans for managing U.S. intervention.

(6) Nations will modernize their armed forces within the constraints of their economies, based on an investment strategy of upgrading their conventional forces for possible use against regional foes and developing adaptive, niche technologies for possible use against extra-regional foes such as the United States.

(7) The rapid development and proliferation of advanced technology will make such technology available on the world market for a wide variety of nation-state and nonstate actors.

(8) All combat operations will be significantly affected by a number of variables in the environment beyond simply military forces.

C-2. Critical Variables. During the period covered by the COE, the Army will encounter a variety of conflicts in a number of different operational environments.

a. Eleven critical factors or variables define the nature of the operational environments in which those conflicts or other U.S. military activities may occur. These factors are “variables,” because the exact nature of the conditions, circumstances, and influences that make up the operational environment will vary according to the particular situation. The variables are—

(1) Physical environment.

(2) Nature and stability of the state.

(3) Military capabilities.

(4) Technology.

(5) Information.

- (6) External organizations.
- (7) Sociological demographics.
- (8) Regional and global relationships.
- (9) National will.
- (10) Time.
- (11) Economics.

b. These variables are interrelated and sometimes overlap. Different variables will be more or less important in different situations, but they are all common to any operational environment. Nevertheless, the collective content of these variables will define any operational environment the Army could face, whether the Army is involved in stability and support operations, smaller-scale contingencies, or major theater war.

c. In real-world operational environments, soldiers and leaders must be aware of the variables representing the “conditions, circumstances, and influences” that affect military operations. In Army training environments, these variables and effects must, therefore, be present to provide realistic and relevant training.

d. Each operational environment is different because the content of the variables is different. However, there are some common characteristics one can expect to find in any operational environment that exists between now and the emergence of a peer competitor. Only by studying and understanding these variables and incorporating them into training can the Army keep adversaries from using them against U.S. forces or find ways to use them to the Army’s advantage.

C-3. Asymmetric, Adaptive Approaches. The concept of asymmetric warfare is critical to understanding the COE. Nations and nonstate actors in various regions of the world generally see the United States as a major international power, with large technological, economic, and material advantages and an overwhelming military capability. Given this strategic assessment, potential opponents will seek to avoid U.S. strengths while exploiting perceived U.S. weaknesses. In this way, they hope to achieve their own regional goals without U.S. intervention or, failing this, without the U.S. defeat of those objectives. If it comes to a fight with U.S. forces, they are not going to fight the same way they would fight their peers or lesser forces in the region.

a. Asymmetry is a condition of ideological, cultural, technological, or military imbalance that exists when there is a disparity in comparative strengths and weaknesses. In the context of the COE, asymmetry means an adaptive approach to avoid or counter U.S. strengths without attempting to oppose them directly, while seeking to exploit weaknesses.

b. While an asymmetric approach is not new, potential opponents will increasingly study and prepare for U.S. strategy, tactics, and capabilities. They will invest in technologies that negate U.S. strengths, but not necessarily in a direct, symmetrical way. They will use force design and investment strategies that allow them to achieve regional goals while preparing for the eventuality of U.S. intervention. Various countries and nonstate entities have studied how the United States fights and have begun to devise ways to fight a technologically superior force, if necessary, and win.

C-4. Threats and Other Influences. In today’s world, the U.S. Army must be prepared to go into any operational environment and perform its full range of missions while dealing with a wide range of threats and other influences. Some threats come in the form of nation-states; this may be a country or a coalition of countries. Threats can also come from entities that are not states; these can include insurgent, terrorist, drug-trafficking, and other criminal organizations. These nonstate actors may use force of arms to further their own interests and threaten the interests of the United States or other nation-states. Nonstate threats may exist in isolation or in combination with other nonstate or nation-state threats.

a. No single nation-state or nonstate actor is expected to present a peer or near-peer threat to the United States until 2020 or beyond. However, this does not mean that the United States and its armed forces will not face serious challenges in the next two decades. The total of all the possible conflicts and the level of difficulty of those conflicts could present a challenge equivalent to that of having a near-peer competitor. For example, the net effect of the operational environments in Afghanistan, Iraq, and in other areas where U.S. forces might be committed in the near term well expresses the challenge posed by the

COE. Thus, when considered in its totality from a global, strategic perspective, the COE stretches U.S. combat power in ways never before encountered.

b. The United States must be ready to counter all possible threats and, at the same time, be prepared to deal with various third-party actors, such as international humanitarian relief agencies, news media, refugees, and civilians on the battlefield. These groups may not be hostile to the United States, but they can affect the Army's ability to accomplish a mission when operating in a foreign country. Their presence can change or constrain the nature of the conflict and can influence the outcome.

Most nations of the world and other actors of consequence have devoted considerable effort to studying the United States and how its armed forces fight. Because it is difficult to predict whom the U.S. military might have to fight, it isn't always possible to have the luxury of having studied them in detail. So, it is quite possible that the enemy may know more about the U.S. military than the U.S. military knows about the enemy.

C-5. Warfighting in the COE. Given this overall situation, what does all this mean for future warfighting involving U.S. forces? Warfighting in the COE may transcend the traditional definitions of what constitutes "war" or "victory."

a. Most of the participants in conflicts around the world would not start out with the intent to fight the United States; they are looking for ways to keep the United States out of the conflict or from staying involved in the conflict. If it does come to a fight, potential adversaries are not going to fight the United States the same way they would fight their peers or lesser forces in their region. Thus, the United States can expect potential adversaries to adapt their methods of fighting, most likely using a combination of the following principles:

- (1) Control access into the region.
- (2) Change the nature of the conflict.
- (3) Employ operational shielding.
- (4) Control tempo.
- (5) Neutralize technological overmatch.
- (6) Cause politically unacceptable casualties.
- (7) Allow no sanctuary.

b. These principles attempt to exploit weaknesses or vulnerabilities believed to exist in the U.S. force's activities, force structure, or ROE. Many of these principles are interrelated and overlapping, and all contribute to the overall goal.

c. Initially, potential opponents will seek to selectively deny, delay, and disrupt entry of U.S. forces into their region. Even if the opponent can't deny the U.S. forces access, it will seek to control that access. Meanwhile, the time required for any phased U.S. deployment enables the enemy to begin changing the nature of the conflict to something for which the U.S. force is least prepared once it gets there.

d. The enemy will begin to use operational shielding to protect key elements of his combat power from destruction—particularly by U.S. air and missile forces. This protection may come from use of any or all of the following: dispersion, complex terrain, fortifications, countermeasure systems, information warfare, and the risk of unacceptable collateral damage or noncombatant casualties.

e. During the initial phases of U.S. entry, the enemy may employ a high operational tempo, taking advantage of the weaknesses inherent in U.S. power projection. As U.S. forces gain a foothold in the region, the enemy may slow the tempo to prolong the conflict, taking advantage of a perceived lack of U.S. commitment over time. The enemy will try to survive tactically and operationally long enough to win strategically. For the enemy, a stalemate may be good enough, as long as he maintains enough power to live to fight another day.

f. As our adversaries focus on preserving their own combat power, they will try to neutralize our technological overmatch, particularly our long-range, stand-off precision fires. They will not mass their forces in predictable linear patterns of echelonment and timing. Rather, they will disperse forces in areas of physical or moral sanctuary often located in urban or other complex terrain and shielded by civilians and manmade structures. Then they will use maneuver tied to opportunity, massing forces and fires from dispersed positions at a time and place of their own choosing. At the tactical level, there is a high likelihood of close combat in urban environments or other complex terrain. In specific tactical situations, the

enemy might be able to employ a niche technology to create parity with or to overmatch U.S. forces deployed in that particular area.

g. The enemy will not avoid combat but will seek battle in urban environments and other complex terrain that may be better suited for its forces than for ours. Because U.S. forces will be fighting in the enemy's region, the enemy may also have the advantage of being more familiar with the terrain and other features of the environment than U.S. forces are. The enemy will be looking for conditions or creating conditions advantageous for using its forces at the time and place of its choosing. When opportunities arise, the enemy will use these forces to destroy high-visibility U.S. targets and cause politically unacceptable casualties. Thus, targeting U.S. systems and personnel is not always linked to military-style objectives but often is aimed at creating a psychological effect.

h. The enemy will seek to deny U.S. forces safe haven during every phase of deployment and as long as they are in the region. It is prepared to attack U.S. military and civilian targets anywhere on the battlefield, in the region, or even in our homeland.

C-6. COE in the Training Environment. In U.S. Army training environments, the COE is created by the OPFOR, which portrays the military and/or paramilitary forces of potential adversaries, and by other COE variables presented in models, simulations, curriculums, and in the manning and equipping of training centers. Army training must contain sufficient manifestations of the COE variables to provide realistic conditions that challenge leaders, soldiers, and units to produce successful training outcomes for the current, interim, and future force.

a. Another way to deal with U.S. technological overmatch is the use of military systemology—a warfighting concept that attempts to destroy or neutralize systems as opposed to formations or weapons platforms. The U.S. military is a system of systems, and opponents will seek to disrupt or destroy the links and nodes that provide the synergy of those systems.

b. The training venues include CTCs and home station training for units and institutional training (primarily in TRADOC schools) for soldiers and leaders. Models and simulations drive most of the training. In CTCs, as well as in home station training, the COE is the environment created by exercise design and by manning and equipping the centers to provide realistic conditions in which units train mission-essential tasks to standard. Unit training must have sufficient manifestations of the COE variables (live or simulated) to realistically challenge the unit's ability to accomplish those tasks. Training institutions must also have sufficient manifestations of COE variables in their curriculum, scenarios, and programs of instruction to produce the desired leader and soldier training outcomes.

c. The goal of COE implementation in Army training is to produce an objective force of leaders, soldiers, and units capable of rapidly adapting and optimizing capabilities to achieve mission objectives—to fight and win—in a complex and evolving environment across the spectrum of conflict. COE implementation is less about equipping and organizing training venues to reflect the COE than it is about seeing warfare through a different lens.

Glossary

1SG	first sergeant
AACG	arrival airfield control group
AAR	after-action review
ACE	analysis and control element
ACT	analysis and control team
AFTB	Army family team building
AJP	allied joint publication
AKO	Army Knowledge Online
ANCD	automated network control devices
APC	armed personnel carrier
APOD	Aerial/port of debarkation
APOE	aerial port of embarkation
AR	Army regulation
ARTEP	Army Training and Evaluation Program
ARTEP-MTP	Army Training and Evaluation Program mission training plan
A/SPOE	aerial seaport of embarkation
AUEL	automated unit equipment list
BDAR	battle damage assessment and repair
BLUFOR	Blue Force
BOS	battlefield operating system
BSA	brigade support area
C2	command and control
C3CM	command, control, and communications countermeasures
CAS	close air support
CATS	combined arms training strategy
CBP	U.S. Bureau of Customs and Border Protection
CECOM	Army Communications-Electronics Command
CEDE	captured enemy document
CEOI	communications-electronics operations instructions
CFSO	counterintelligence force protection source operations
CHATS	counterintelligence/human intelligence automated tool set
CI	counterintelligence
C&J	collection and jamming
CLF	commander landing force
COA	course of action
COB	collocated operating base
COE	contemporary operational environment
COM	common

COMSEC	communications security
CONUS	Continental United States
CSS	combat service support
CTA	consolidated training activities
CTC	combat training center
DA	Department of the Army
DACG	departure airfield control group
DD	Department of Defense (form)
DF	direction finding
DOD	Department of Defense
DS2	decontaminating solution #2
EA	electronic attack
ECCM	electronic counter-countermeasures
ECM	electronic countermeasures
EEFI	essential elements of friendly information
EP	electronic protection
EPLRS	enhanced position location and reporting system
EPW	enemy prisoner(s) of war
ES	electronic support
EW	electronic warfare
FASCAM	family of scatterable mines
FBCB2	Force XXI battle command brigade and below
FDC	fire direction control
FH	frequency hopping
FM	field manual; frequency modulated
FPF	final protective fire
FPIR	force protection information report
FRAGO	fragmentary order
FTX	field training exercise
G2	assistant chief of staff, intelligence
GO/NO-GO	This is a pass/fail criterion of evaluation in which the soldier cannot be "partially correct." The soldier either meets the standard or does not meet the standard.
GPS	global positioning system
GRREG	graves registration
GS	general support
GTA	graphic training aid
HF	high frequency
HMMWV	high-mobility multipurpose wheeled vehicle
HQ	headquarters
HUMINT	human intelligence

HVY	heavy
ICF	intelligence contingency funds
IEW	intelligence and electronic warfare
IIR	intelligence information reports
IMFR	investigative memorandum for record
IMINT	imagery intelligence
IPB	intelligence preparation of the battlefield
IR	information requirement
IREMBASS	improved remotely monitored battlefield sensor system
ITO	installation transportation officer
LOB	line of bearing
LOD	line of demarcation
LOGPAC	logistics package
LZ	landing zone
MA	marshaling area
MACOM	major Army command
METL	mission essential task list
METT-T	mission, enemy, terrain, troops, and time available
METT-TC	mission, enemy, terrain, troops, time available, and civilian considerations
MI	military intelligence
MIJI	meaconing, intrusion, jamming, and interference
MILES	multiple integrated laser engagement simulation
MOPP	mission-oriented protective posture
MOPP4	mission-oriented protective posture level 4
MOS	military occupational specialty
MP	military police
MSR	main supply route
MST	maintenance support team
MTF	medical treatment facility
MTP	mission training plan
NATO	North Atlantic Treaty Organization
NBC	nuclear, biological, and chemical
NCO	noncommissioned officer
NCOIC	noncommissioned officer in charge
NCS	network control station
NGO	nongovernmental organization
OC	observer/controller
ODCSINT	Office of the Deputy Chief of Staff for Intelligence
OFS	officer foundation standards
OIC	officer in charge

OP	observation post
OPFOR	opposing force
OPLAN	operation plan
OPORD	operation order
OPSEC	operations security
OR	operational readiness
OSINT	open-source intelligence
Pam	pamphlet
PDDE	power-driven decontamination equipment
PIR	priority intelligence requirement
PLGR	precision lightweight GPS receiver
PLL	prescribed load list
PMCS	preventive maintenance checks and services
PMM	preventive medicine measures
POC	point of contact
POM	preparation for overseas movement
PSA	port support activity
PSG	platoon sergeant
RC	Reserve Component
RDF	radio direction finding
recon	reconnoiter
REDCON	readiness condition
REDCON-1	readiness condition, level 1–full alert
REDCON-2	readiness condition, level 2–full alert
REDCON-3	readiness condition, level 3–reduced alert
REDCON-4	readiness condition, level 4–minimum alert
ROE	rules of engagement
RP	release point
S1	adjutant (U.S. Army)
S2	battalion or brigade intelligence officer
S3	battalion or brigade operations officer
S4	battalion or brigade supply officer
SAEDA	subversion and espionage directed against U.S. Army
SB	supply bulletin
SBCT	Stryker Brigade Combat Team
SBF	support by fire
SGT time	sergeant's time
SIGINT	signal intelligence
SINGARS	single channel ground and airborne radio system
SIP	system improvement program
SIR	specific information requirements

SITREP	situation report
SL	skill level
SMCT	soldier's manual of common tasks
SOI	signal operating instructions
SOP	standing operating procedures
SP	start point
SPOD	seaport of debarkation
SPOE	seaport of embarkation
SSI	signal supplemental instructions
STP	soldier training publication
STRIKEWARN	strike warning
STX	situational training exercise
TA	threat assessment
TADSS	training aids, devices, simulators, and simulations
TAMMS	the Army maintenance management system
TC	training circular
TEC	time event chart
TECHDOC	technical document
T&EO	training and evaluation outline
TM	technical manual
TOE	table of organization and equipment
TRADOC	United States Army Training and Doctrinal Command
TRANS/ANAL	transcription and analysis
TSOP	tactical standing operating procedures
TSP	training support package
UAV	unmanned aerial vehicle
UCMJ	Uniform Code of Military Justice
UMC	unit movement coordinator
UMO	unit movement officer
USDA	United States Department of Agriculture
USMTF	United States message text format
UXO	unexploded ordnance
VHF	very high frequency
VHSIC	very high-speed integrated circuits
WARNO	warning order
XO	executive officer

References

REQUIRED PUBLICATIONS

Required publications are sources that users must read in order to understand or to comply with this publication.

Army Regulations

- AR 25-2. *Information Assurance*. 14 November 2003.
- AR 220-1. *Unit Status Reporting*. 10 June 2003.
- AR 30-22. *The Army Food Program*. 30 August 2002.
- AR 350-1. *Army Training and Education*. 9 April 2003.
- AR 380-67. *The Department of the Army Personnel Security Program*. 9 September 1988.
- AR 381-10. *U.S. Army Intelligence Activities*. 1 July 1984.
- AR 600-8-1. *Army Casualty Operations/Assistance/Insurance*. 20 October 1994.
- AR 700-84. *Issue and Sale of Personal Clothing*. 28 February 1994.
- AR 700-138. *Army Logistics Readiness and Sustainability*. 26 February 2004.

Department of Army Forms

- DA Form 1155. *Witness Statement on Individual*.
- DA Form 1156. *Casualty Feeder Report*.
- DA Form 1971-2-R. *Chemical Data Sheet – Monitoring or Survey (LRA)*.
- DA Form 7502. *Task Summary Sheet*.
- DA Form 7503. *Environmental Data Sheet*.
- DA Form 7504. *Personnel and Equipment Loss Report*.
- DA Form 7505. *Unit Data Sheet*.
- DA Form 7506. *Unit Proficiency/Evaluation Worksheet*.
- DA Form 7507. *ARTEP Mission Training Plan User Feedback*.

DD Forms

- DD Form 2745. *Enemy Prisoner of War (EPW) Capture Tag*.

Department of Army Pamphlets

- DA Pam 350-100. *Extension Training Materials Consolidated MOS Catalog*. 19 March 1990.
- DA Pam 600-63-10. *Stress Management Module for "Fit to Win" Program*. 1 September 1987.
- DA Pam 710-2-1. *Using Unit Supply System (Manual Procedures)*. 31 December 1997.

Field Manuals

- FM 1. *The Army*. 14 June 2001.
- FM 2.0. *Intelligence*. 17 May 2004.
- FM 3-0. *Operations*. 14 June 2001.
- FM 3-11. *Multiservice Tactics, Techniques, and Procedures for Nuclear, Biological, and Chemical Defense Operations*. 10 March 2003.
- FM 3-11.4. *Multiservice Tactics, Techniques, and Procedures for Nuclear, Biological, and Chemical (NBC) Protection*. 2 June 2003.
- FM 3-19.30. *Physical Security*. 8 January 2001.

- FM 3-20.971. *Reconnaissance Troop RECCE Troop and Brigade Reconnaissance Troop*. 2 December 2002.
- FM 3-20.98. *Reconnaissance Platoon*. 2 December 2002.
- FM 3-22.68. *Crew-Served Machine Guns, 5.56-MM and 7.62-MM*. 31 January 2003.
- FM 3-34. *Engineer Operations*. 2 January 2004.
- FM 3-5. *NBC Decontamination*. 28 July 2000 (will be revised as 3-11.5).
- FM 4-01.30. *Movement Control*. 1 September 2003.
- FM 4-25.12. *Unit Field Sanitation Team*. 25 January 2002.
- FM 4-25.11. *First Aid*. 23 December 2002.
- FM 4-30.3. *Maintenance Operations and Procedures*. 1 September 2000.
- FM 5-102. *Counter mobility*. 14 March 1985 (will be revised as FM 3-34.1).
- FM 5-34. *Engineer Field Data*. 30 August 1999 (will be revised as FM 3-34.310).
- FM 6-0. *Mission Command: Command and Control of Army Forces*. 11 August 2003.
- FM 7-7. *The Mechanized Infantry Platoon and Squad (APC)*. 15 March 1985 (will be revised as FM 3-21.20).
- FM 7-8. *The Infantry Rifle Platoon and Squad*. 22 April 1992 (will be revised as FM 3-21.8).
- FM 7-20. *The Infantry Battalion*. 6 April 1992 (will be revised as FM 3-21.20).
- FM 7-92. *The Infantry Reconnaissance Platoon and Squad (Airborne, Air Assault, Light Infantry)*. 23 December 1992 (will be revised as FM 3-21.92).
- FM 10-15. *Basic Doctrine Manual for Supply and Storage*. 12 December 1990 (will be revised as FM 4-20.06).
- FM 10-27. *General Supply in Theaters of Operations*. 20 April 1993 (will be revised as FM 4-20.1).
- FM 10-27-4. *Organizational Supply and Services for Unit Leaders*. 14 April 2000 (will be revised as FM 4-20.05).
- FM 10-500-7. *Airdrop Derigging and Recovery Procedures (TO 13C7-1-10)*. 20 September 1994 (will be revised as FM 4-20.107).
- FM 11-32. *Combat Net Radio Operations*. 15 October 1990.
- FM 11-50. *Combat Communications Within The Division (Heavy and Light)*. 4 April 1991 (will be revised as FM 6-02.50).
- FM 17-95. *Cavalry Operations*. 24 December 1996 (will be revised as FM 3-20.95).
- FM 17-97. *Cavalry Troop*. 3 October 1995.
- FM 20-3. *Camouflage, Concealment, and Decoys*. 30 August 1999 (will be revised as FM 3-58.1).
- FM 21-10. *Field Hygiene and Sanitation*. 21 June 2000 (will be revised as FM 4-25.10).
- FM 21-18. *Foot Marches*. 1 June 1990 (will be revised as FM 3-21-18).
- FM 22-51. *Leaders' Manual For Combat Stress Control*. 29 September 1994 (will be revised as FM 4-02.22).
- FM 24-1. *Signal Support in the Airland Battle*. 15 October 1990 (will be revised as FM 6-02).
- FM 24-18. *Tactical Single-Channel Radio Communications Techniques*. 30 September 1987.
- FM 24-19. *Radio Operator's Handbook*. 24 May 1991.
- FM 24-33. *Communications Techniques: Electronic Counter-Countermeasures*. 17 July 1990.
- FM 24-35. *Signal Operations Instructions ("The SOI")*. 26 October 1990.
- FM 25-4. *How to Conduct Training Exercises*. 10 September 1984 (will be revised as FM 7-2).
- FM 34-10. *Division Intelligence and Electronic Warfare Operations*. 25 November 1986 (will be revised as FM 2-19.3).
- FM 34-2-1. *Tactics, Techniques, and Procedures For Reconnaissance and Surveillance and Intelligence Support To Counterreconnaissance*. 19 June 1991 (will be revised as FM 2-00.21).

- FM 34-3. *Intelligence Analysis*. 15 March 1990 (will be revised as FM 2-33.4).
- FM 34-45. *Tactics, Techniques, and Procedures for Electronic Attack*. 9 June 2000 (will be revised as FM 2-00.45).
- FM 34-52. *Intelligence Interrogation*. 28 September 1992 (will be revised as FM 2-22.3).
- FM 34-60. *Counterintelligence*. 3 October 1995 (will be revised as FM 2-01.2).
- FM 34-80. *Brigade and Battalion Intelligence and Electronic Warfare Operations*. 15 April 1986 (will be revised as FM 2-19.4).
- FM 55-30. *Army Motor Transport Units and Operations*. 27 June 1997 (will be revised as FM 4-01.40).
- FM 100-14. *Risk Management*. 23 April 1998 (will be revised as FM 5-17).
- FM 100-17. *Mobilization, Deployment, Redeployment, Demobilization*. 28 October 1992 (will be revised as FM 3-35).
- FM 100-17-3. *Reception, Staging, Onward Movement, and Integration*. 17 March 1999 (will be revised as FM 4-01.8).

Graphic Training Aids

- GTA 05-02-036. *Destroy Lithographic Equipment to Prevent Enemy Use*. 3 October 1988.

Allied Joint Publications

- AJP 2.5. *Handling of Captured Personnel, Equipment and Documents*. September 2001.

Soldier Training Publications

- STP 21-1-SMCT. *Soldier's Manual of Common Tasks (SMCT) Skill Level 1*. 31 August 2003.
- STP 21-24-SMCT. *Soldier's Manual of Common Tasks (SMCT) Skill Level 2-4*. 31 August 2003.

Technical Manuals

- TM 11-5820-401-10-1. *Operator's Manual For Radio Sets AN/VRC-12 (NSN 5820-00-223-7412), AN/VRC-43 (5820-00-223-7415), AN/VRC-44 (5820-00-223-7417), AN/VRC-45 (5820-00-223-7418), AN/VRC-46 (5820-00-223-7433), AN/VRC-47 (5820-00-223-7434), AN/VRC-48 (5820-00-223-7435) and AN/VRC-49 (5820-00-223-7437); (used without lintercom systems)*. 15 January 1986.

Training Support Packages

- TSP 101-Y-0003. *Supervise Supply Operations at The Company Level*. 1 January 1999.
- TSP 158-M-1385. *Implement Measures to Reduce Operational Stress*. 21 June 1998.

RELATED PUBLICATIONS

Related publications are sources of additional information. They are not required in order to understand this publication.

Army Regulations

- AR 40-5. *Preventive Medicine*. 15 October 1990.
- AR 190-13. *The Army Physical Security Program*. 30 September 1993.
- AR 200-1. *Environmental Protection and Enhancement*. 21 February 1997.
- AR 220-1. *Unit Status Reporting*. 10 June 2003.
- AR 380-5. *Department of the Army Information Security Program*. 29 September 2000.
- AR 381-20. *The Army Counterintelligence Program*. 15 November 1993.
- AR 385-10. *The Army Safety Program*. 29 February 2000.

AR 530-1. *Operations Security (OPSEC)*. 3 March 1995.

AR 700-138. *Army Logistics Readiness and Sustainability*. 26 February 2004.

AR 710-2. *Inventory Management Supply Policy Below the National Level*. 25 February 2004.

Department of Army Pamphlets

DA Pam 710-2-1. *Using Unit Supply System (Manual Procedures)*. 31 December 1997.

DA Pam 738-750. *Functional Users Manual for the Army Maintenance Management System (TAMMS)*. 1 August 1994.

Field Manuals

FM 3-07. *Stability Operations and Support Operations*. 20 February 2003.

FM 3-3. *Chemical and Biological Contamination Avoidance*. 16 November 1992.

FM 3-13. *Information Operations: Doctrine, Tactics, Techniques, and Procedures*. 28 November 2003.

FM 3-19. *NBC Reconnaissance*. 19 November 1993 (will be revised as FM 3-11.19).

FM 3-20.15. *Tank Platoon*. 1 November 2001.

FM 3-21.38. *Pathfinder Operations*. 1 October 2002.

FM 3-50. *Smoke Operations*. 4 December 1990 (will be revised as FM 3-11.50).

FM 3-90.1. *Tank and Mechanized Infantry Company Team*. 9 December 2002.

FM 4-01.011. *Unit Movement Operations*. 31 October 2002.

FM 4-02. *Force Health Protection in a Global Environment*. 13 February 2003.

FM 4-20.41. *Aerial Delivery Distribution in the Theater of Operations*. 29 August 2003.

FM 5-34. *Engineer Field Data*. 30 August 1999 (will be revised as FM 3-34.310).

FM 6-22.5. *Combat Stress*. 23 June 2000.

FM 7-0. *Training The Force*. 22 October 2002.

FM 7-1. *Battle Focused Training*. 15 September 2003

FM 7-10. *The Infantry Rifle Company*. 14 December 1990 (will be revised as FM 3-21.10).

FM 9-43-2. *Recovery and Battlefield Damage Assessment and Repair*. 3 October 1995 (will be revised as FM 4-30.31).

FM 12-6. *Personnel Doctrine*. 9 September 1994 (will be revised as FM 1-0).

FM 21-16. *Unexploded Ordnance (UXO) Procedures*. 30 August 1994 (will be revised as FM 4-30.11).

FM 21-20. *Physical Fitness Training*. 30 September 1992.

FM 34-2. *Collection Management and Synchronization Planning*. 8 March 1994 (will be revised as FM 2-33.3).

FM 34-60. *Counterintelligence*. 3 October 1995 (will be revised as FM 2-01.2).

FM 44-80. *Visual Aircraft Recognition*. 30 September 1996 (will be revised as FM 3-01.80).

FM 44-8. *Combined Arms for the Air Defense*. 1 June 1999 (will be revised as FM 3-01.8).

FM 55-1. *Transportation Operations*. 3 October 1995 (will be revised as FM 4-01).

FM 55-30. *Army Motor Transport Units and Operations*. 27 June 1997 (will be revised as FM 4-01.40).

FM 55-50. *Army Water Transport Operations*. 30 September 1993 (will be revised as FM 4-01.50).

FM 55-60. *Army Terminal Operations*. 15 April 1996 (will be revised as FM 4-01.50).

FM 63-2. *Division Support Command, Armored, Infantry, and Mechanized Infantry Divisions*. 20 May 1991 (will be revised as FM 4-93.2).

FM 101-5. *Staff Organization and Operations*. 31 May 1997 (will be revised as FM 5-0).

FM 101-5-1. *Operational Terms and Graphics*. 30 September 1997 (will be revised as FM 1-02).

Soldier Training Publications

STP 21-24-SMCT. *Soldier's Manual of Common Tasks (SMCT) Skill Levels 2-4*. 31 August 2003.

Technical Manuals

TM 38-250. *Preparing Hazardous Materials for Military Air Shipments*. 11 December 2001.

TM 11-5985-357-13. *Operator's, Organizational, and Direct Support Maintenance Manual for Antenna Group, OE-254/GRC (NSN 5985-01-063-1574)*. 1 February 1991.

TM 11-5810-256-10-2. *Operating Instructions for Communications Security Equipment KY-57 in Man-pack Configurations*. 11 August 1988.

TM 11-5810-256-OP-5. *Operating Procedures for Communications Security Equipment TSEC/ KY-57 Retransmission, Operating procedures for Communications Security Equipment TSEC/KY-57*. 12 May 1983.

Training Support Packages

TSP 051-E-0006. *Enforce Company Compliance With Host-Nation, Federal, State, and Local Environmental Laws and Regulations*. 8 October 1998.

TSP 154-R-6667. *Supervise the Implementation of the Risk Management Process at Company Level*. 20 May 1998.

Army Training and Evaluation Program Mission Training Plans

ARTEP 34-114-30-MTP. *Mission Training Plan for the Military Intelligence Company (Armored Cavalry Regiment)*. 9 December 2002.

ARTEP 34-117-30-MTP. *Mission Training Plan for the Military Intelligence Company of the Surveillance Troop of the Initial Brigade Combat Team*. 9 December 2002.

ARTEP 34-144-30-MTP. *Mission Training Plan for the Military Intelligence Company Separate Brigade*. 23 December 2002.

ARTEP 34-353-30-MTP. *Mission Training Plan for the Military Intelligence Company Separate Infantry Brigade (Arctic)*. 19 June 2003.

ARTEP 34-355-MTP. *Mission Training Plan for the Military Intelligence Battalion of the Joint Contingency Force*. 23 December 2002.

ARTEP 34-357-30-MTP. *Mission Training Plan for the Direct Support Military Intelligence Company (Light/Airborne/Air Assault)*. 13 December 2002.

ARTEP 34-358-30-MTP. *Mission Training Plan for the General Support Military Intelligence Company (Light/Airborne/Air Assault)*. 13 December 2002.

ARTEP 34-387-30-MTP. *Mission Training Plan for the Direct Support Military Intelligence Company (Digitized)*. 13 December 2002.

ARTEP 34-393-30-MTP. *Mission Training Plan for the Military Intelligence Company, Separate Brigade (Enhanced)*. 16 December 2002.

ARTEP 34-396-30-MTP. *Mission Training Plan for the Headquarters and Headquarters Operations Company of the Military Intelligence Battalion*. 23 December 2002.

ARTEP 34-397-30-MTP. *Mission Training Plan for the Direct Support Military Intelligence Company (Heavy)*. 23 December 2002.

ARTEP 34-398-30-MTP. *Mission Training Plan for the General Support Military Intelligence Company (Heavy)*. 23 December 2002.

ARTEP 34-399-10-MTP. *Mission Training Plan for the IREMBASS Platoon of the Military Intelligence Battalion (Heavy)*. 23 December 2002.

ARTEP 34-414-30-MTP. *Mission Training Plan for the Aerial Reconnaissance Company (Aerial Exploitation) (Corps)*. 2 December 2002.

Soldier Training Publications

STP 34-97B15-SM-TG. *Soldier's Manual and Trainer's Guide for MOS 97B Counterintelligence Agent Skill Levels 1,2,3,4, and 5.* 2 February 2004.

STP 34-98G14-SMTG. *Soldier's Manual and Trainer's Guide for MOS 98G Skill Levels 1,2,3, and 4 Cryptologic Linguist.* 22 December 2003.

DOD Publications

DOD 4500.9-R, PT III. *Department of Defense Transportation Regulation Part III (Mobility).* April 1997.

**ARTEP 34-388-30-MTP
30 SEPTEMBER 2004**

By Order of the Secretary of the Army.

PETER J. SCHOOMAKER
General, United States Army
Chief of Staff

Official:



JOEL B. HUDSON

*Administrative Assistant to the
Secretary of the Army*
0424001

DISTRIBUTION:

Active Army, Army National Guard, and U.S. Army Reserve. To be distributed in accordance with initial distribution number 121554, requirements for ARTEP 34-388-30-MTP.

